

**Original citation:**

Pancholi, Alpa, Iacobini, Gregory, Clarkson, Guy, Porter, David and Shipman, Michael. (2017) Synthesis of 4,5-diazaspiro[2.3]hexanes and 1,2-diazaspiro[3.3]heptanes as hexahydropyridazine analogues. *The Journal of Organic Chemistry*. (In press) DOI: [10.1021/acs.joc.7b02622](https://doi.org/10.1021/acs.joc.7b02622)

**Permanent WRAP URL:**

<http://wrap.warwick.ac.uk/95682>

**Copyright and reuse:**

The Warwick Research Archive Portal (WRAP) makes this work by researchers of the University of Warwick available open access under the following conditions. Copyright © and all moral rights to the version of the paper presented here belong to the individual author(s) and/or other copyright owners. To the extent reasonable and practicable the material made available in WRAP has been checked for eligibility before being made available.

Copies of full items can be used for personal research or study, educational, or not-for profit purposes without prior permission or charge. Provided that the authors, title and full bibliographic details are credited, a hyperlink and/or URL is given for the original metadata page and the content is not changed in any way.

**Publisher's statement:**

This document is the Accepted Manuscript version of a Published Work that appeared in final form in *ACS The Journal of Organic Chemistry*, copyright © American Chemical Society after peer review and technical editing by the publisher.

To access the final edited and published work see link to Published Work, see: <https://doi.org/10.1021/acs.joc.7b02622>

**A note on versions:**

The version presented here may differ from the published version or, version of record, if you wish to cite this item you are advised to consult the publisher's version. Please see the 'permanent WRAP URL' above for details on accessing the published version and note that access may require a subscription.

For more information, please contact the WRAP Team at: [wrap@warwick.ac.uk](mailto:wrap@warwick.ac.uk)

## Synthesis of 4,5-diazaspiro[2.3]hexanes and 1,2-diazaspiro[3.3]heptanes as hexahydropyridazine analogues

Alpa K. Pancholi,<sup>†</sup> Greg P. Iacobini,<sup>†</sup> Guy J. Clarkson,<sup>†</sup> David W. Porter<sup>‡</sup> and Michael Shipman<sup>†,\*</sup>

<sup>†</sup> Department of Chemistry, University of Warwick, Gibbet Hill Road, Coventry, CV4 7AL, United Kingdom.

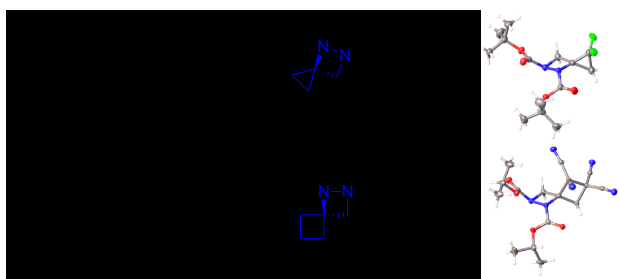
<sup>‡</sup> Novartis Institutes for BioMedical Research, Wimblehurst Road, Horsham Research Centre, West Sussex, RH12 5AB, UK

\*E-mail: [m.shipman@warwick.ac.uk](mailto:m.shipman@warwick.ac.uk)

---

### TABLE OF CONTENTS/ABSTRACT:

4,5-Diazaspiro[2.3]hexanes are made by dihalocarbene addition across the exocyclic double bond of readily accessible 3-alkylidene-1,2-diazetidines. Using difluorocarbene, generated from TMSCF<sub>3</sub>/NaI, these spirocycles were produced in yields up to 97% by stereospecific addition across the alkene. Lower yields (up to 64%) were observed using more reactive dichlorocarbene, due to competitive insertion of the carbene into the N–N bond. Larger 1,2-diazaspiro[3.3]heptanes are produced by [2+2] cycloaddition of 3-alkylidene-1,2-diazetidines with tetracyanoethylene (TCNE) in up to 99% yield.



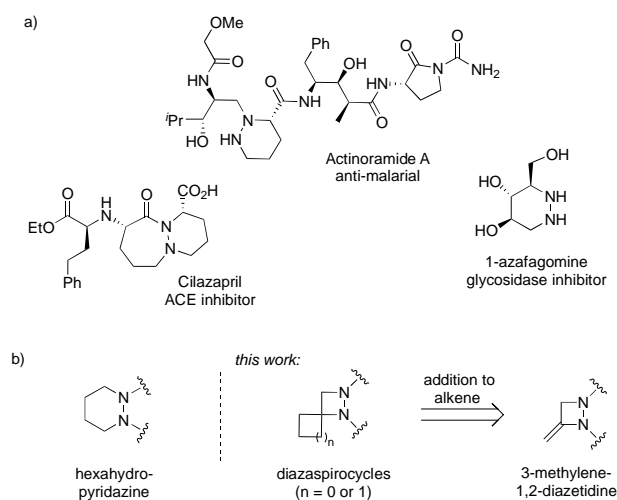
---

Spirocyclic heterocycles are emerging as valuable tools in medicinal chemistry,<sup>1,2</sup> with those containing a four-membered ring being of prominent interest.<sup>3</sup> In general, spirocycles have a number of properties beneficial to medicinal chemistry programs including their inherent rigidity, structural novelty, reduced lipophilicity and potential to place attached functional groups precisely in three-dimensional space. Through the development of chemistry of new heterocyclic systems, there is scope to create novel spirocyclic scaffolds that can open up uncharted regions of chemical space for drug discovery. In this

Note, we report efficient methods for the functionalization of the exocyclic double bond of 3-alkylidene-1,2-diazetidines, providing entry to 4,5-diazaspiro[2.3]hexanes and 1,2-diazaspiro[3.3]heptanes as potential hexahydropyridazine analogues.

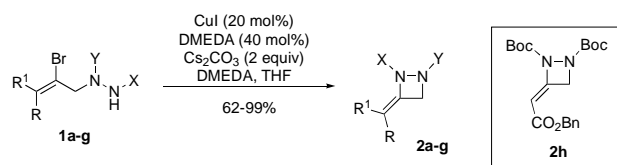
The pyridazine nucleus containing two adjacent nitrogen atoms within a six-membered ring is a privileged substructure in medicinal chemistry.<sup>4</sup> An important member of this group is the saturated hexahydropyridazine nucleus, with a number of molecules including actinoramide A,<sup>5</sup> cilazapril,<sup>6</sup> and 1-azafagomine<sup>7</sup> possessing prominent bioactivity (Figure 1a). Since introduction of a spirocenter into other saturated nitrogen heterocycles has proved valuable,<sup>1,2</sup> we reasoned that rigidification of the hexahydropyridazine nucleus might have considerable merit. With this in mind, we targeted the synthesis of 4,5-diazaspiro[2.3]hexanes and 1,2-diazaspiro[3.3]heptanes as analogues of the hexahydropyridazine nucleus (Figure 1b). Our planned approach to these frameworks was to exploit carbene additions ( $n = 0$ ) and [2+2] cycloadditions ( $n = 1$ ) of readily accessible 3-methylene-1,2-diazetidines.<sup>8-10</sup> At the outset of this study, very little was known about the reactivity of these unsaturated heterocycles.<sup>8,10-12</sup> Iacobini et al. have reported Rh-catalyzed asymmetric hydrogenations producing 3-alkyl-1,2-diazetidines in up to 89% ee.<sup>11</sup> Brown et al. have described Pd-catalyzed Heck reactions as a way to introduce additional substituents on the exocyclic double bond.<sup>8</sup> Very recently, Okitsu et al. have reported nucleophilic ring opening of 3-methylene-4-amido-1,2-diazetidines with silyl enol ethers and allyltrimethylsilanes.<sup>10</sup>

**Figure 1. (a) Illustrative bioactive molecules containing the hexahydropyridazine nucleus. (b) Planned strategy to 4,5-diazaspiro[2.3]hexanes ( $n = 0$ ) and 1,2-diazaspiro[3.3]heptanes ( $n = 1$ ) and their potential use as rigidified hexahydropyridazine analogues.**



A series of 3-alkylidene-1,2-diazetidines **2a-g** was made to explore this chemistry. They were conveniently made by copper catalyzed ring closure of the corresponding 2-bromo-2-propenyl hydrazines **1a-g** in the presence of *N,N'*-dimethylethylenediamine (DMEDA) and cesium carbonate (Scheme 1).<sup>8</sup> The synthesis of the requisite precursors **1a-g** was straightforward (see Experimental Section). The Cu-catalyzed ring closure is known to proceed with net stereochemical retention at the vinylic carbon.<sup>8</sup> Thus, (*Z*)-**2d** was produced from (*Z*)-**1d** as a single geometric isomer. Of further note, the synthesis of **2g** provides the first example of a 3-alkylidene-1,2-diazetidines bearing different groups on the two nitrogen atoms allowing selective deprotection/functionalization of the heteroatoms. Finally, **2h** bearing a benzyl ester on the double bond was produced from benzyl allenoate and di-*tert*-butyl azodicarboxylate according to the method of Xu.<sup>9</sup>

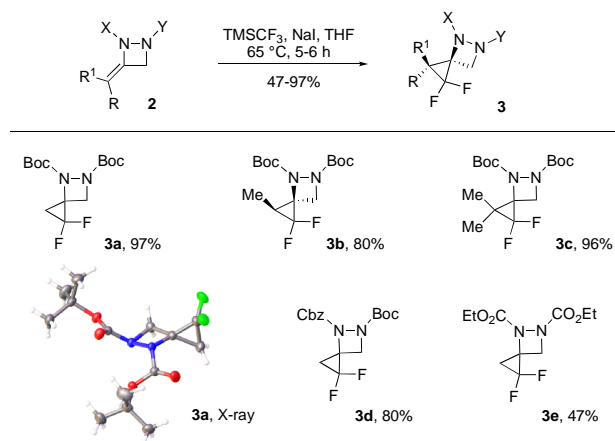
### Scheme 1. Copper catalyzed ring closure to 3-alkylidene-1,2-diazetidines **2a-g**.



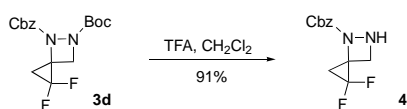
where **a**: R, R<sup>1</sup> = H, X, Y = CO<sub>2</sub>Et; **b**: R, R<sup>1</sup> = H, X, Y = CO<sub>2</sub>iPr;  
**c**: R, R<sup>1</sup> = H, X, Y = Boc; **d**: R = H, R<sup>1</sup> = Me, X, Y = Boc;  
**e**: R, R<sup>1</sup> = Me, X, Y = CO<sub>2</sub>Et; **f**: R, R<sup>1</sup> = Me, X, Y = Boc;  
**g**: R, R<sup>1</sup> = H, X = Cbz, Y = Boc.

With **2a-h** in hand, we first explored the addition of carbenes to the exocyclic double bond of these heterocycles. Preliminary experiments indicated that dihalocarbenes possess the correct balance of reactivity/stability for this transformation.<sup>13</sup> Our first success came with the synthesis of 4,5-diazaspiro[2.3]hexane **3** by way of difluorocarbene<sup>14</sup> addition to 3-alkylidene-1,2-diazetidine **2**. Treatment of *bis*-Boc **2c** with the Ruppert-Prakash reagent TMSCF<sub>3</sub> and NaI according to the method of Wang<sup>15</sup> provided **3a** in essentially quantitative yield (Scheme 2). The structure of this product was unambiguously established by single-crystal X-ray diffraction. In the solid-state, the two nitrogen atoms display highly pyramidal geometries with the Boc groups projecting on opposite faces of the four membered ring (Scheme 2). The introduction of fluorine into drug structures to block sites of metabolism and improve physicochemical properties is well understood.<sup>16</sup> In **3a**, these fluorine atoms also appear to play a role in controlling the N-stereochemistry with the difluoromethylene and the adjacent Boc group orientating themselves away from one another in the solid-state. Further exploration of the scope of this reaction reveals that it works well for di-, tri- and tetrasubstituted alkenes, and tolerates variation in the N-substituent. In the difluorocarbene addition to (*Z*)-**2d**, only a single diastereoisomer was produced. This was assigned as **3b** on the basis of NOE experiments (see Supporting Information), consistent with stereospecific addition across **2d** with net retention of the olefin geometry (see Supporting Information). To illustrate that differentiation of the nitrogen atoms in the 1,1-difluoro-4,5-diazaspiro[2.3]hexanes is feasible, selective removal of the Boc group from **3d** was achieved using TFA providing **4** in excellent yield (Scheme 3).

## Scheme 2. Synthesis of 1,1-difluoro-4,5-diazaspiro[2.3]hexanes.

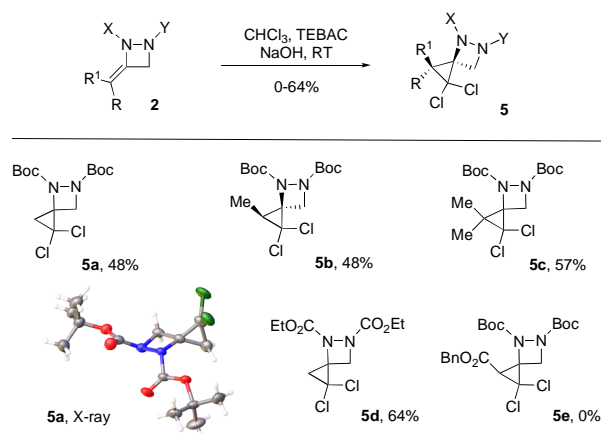


## Scheme 3. Selective deprotection of 4.



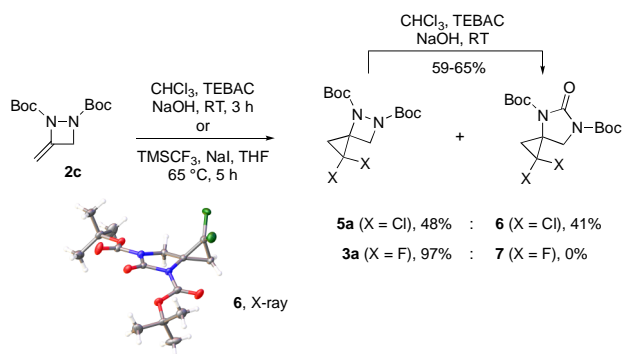
Encouraged by these findings, we examined the reaction of 3-methylene-1,2-diazetidines **2** with dichlorocarbene, formed by base induced  $\alpha$ -elimination of chloroform. The method of Makosza et al. using triethylbenzylammonium chloride (TEBAC) as phase transfer catalysis was used.<sup>17</sup> Moderate to good yields of the corresponding 1,1-dichloro-4,5-diazaspiro[2.3]hexanes were realized (Scheme 4). However, with one exception (**2a**), lower yields were observed in comparison to the difluorocarbene additions (Scheme 2). For example, **5a** was produced in 48% yield compared to 97% for **3a**. In the case of **2h** bearing an electron-withdrawing group, we were unable to isolate any of the desired addition product. Optimization of the reaction time with careful monitoring of product formation by TLC was necessary to obtain satisfactory yields in these dichlorocarbene additions. For example, the yield of **5c** could be improved from 42% to 57% by reducing the reaction time from 240 to 75 min. Again, a single diastereomer of **5b** was produced through stereospecific addition. In the case of **5a**, single crystal XRD was used to confirm the spirocyclic nature of the product.

#### Scheme 4. Synthesis of 1,1-dichloro-4,5-diazaspiro[2.3]hexanes.



The lower yields witnessed in the dichlorocarbene additions arise from an unexpected ring expansion reaction. For example, in the reaction of **2c** with dichlorocarbene, a near equal quantity of ring expanded urea **6** was isolated alongside diazasp[2.3]hexane **5a** (Scheme 5). Formation of the urea C=O bond presumably arises from dichlorocarbene insertion into the N–N bond, followed by hydrolysis of the two labile C–Cl bonds under the aqueous reaction conditions. Although this process is essentially unprecedented, we note that Taylor and Davies have reported intramolecular insertion of a rhodium carbenoid into the N–N bond of a 1,2-diazetid-3-one.<sup>18</sup> No products derived from carbene insertion into the N–N bond without prior addition to the exocyclic double bond were observed. Moreover, resubjection of spirocycle **5a** to the cyclopropanation conditions led to formation of **6** in 65% yield. Combined with the observation that shorter reaction times led to improved yields of the 1,2-dichloro-4,5-diazaspiro[2.3]hexanes in some instances, these experiments suggest that carbene addition across the double bond is the faster process, with further ring expansion of the diazetidene ring occurring in the presence of excess dichlorocarbene. Whilst ring expansion is not seen in reactions involving difluorocarbene (Scheme 2), indirect access to these products is possible by treatment of 1,1-difluoro-4,5-diazaspiro[2.3]hexane **3a** with *dichlorocarbene* leading to **7** in 59% yield (Scheme 5).

### Scheme 5. Further insights into the carbene addition reactions.

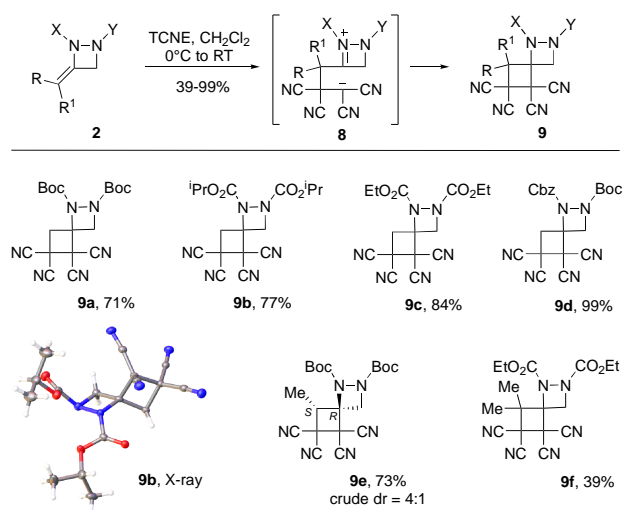


As tetracyanoethylene (TCNE) is known to be an excellent partner for [2+2] cycloadditions, especially with electron-rich alkenes,<sup>19</sup> we next chose to examine its use for the formation of the ring expanded 4,5-diazaspiro[3.3]heptanes. Indeed, treatment of **2** with TCNE (1.0-1.5 equiv) in dichloromethane provided 4,5-diazaspiro[3.3]heptanes **9a-f** in good to excellent yields (Scheme 6). The chemical efficiency of the reaction lowers with increasing steric bulk of the carbamate groups, and with increased substitution of the double bond. The solid-state structure of the spirocycles was unambiguously established by single crystal X-ray diffraction of **9a** (Scheme 6). To our initial surprise, the major product **9e** formed in 73% yield by reaction of (*Z*)-**2d** with TCNE possesses (*R,S*)-stereochemistry. This relative stereochemistry was confirmed by NOE experiments, which indicated that the methyl group is located on the same face as the methylene group of the diazetidene ring (see Supporting Information). A small quantity of the (*R,R*)-diastereomer was also produced (crude d.r. = 4:1) but this proved unstable to column chromatography. Unlike the carbene additions to (*Z*)-**2d** which proceed stereospecifically with retention of the olefin geometry in **3b** and **5b**, (*R,S*)-**9e** arises from inversion of configuration with respect to the starting alkene. This outcome suggests that the reaction proceeds in a stepwise manner via zwitterionic intermediate **8**, with subsequent ring closure to (*R,S*)-**9e**.<sup>20</sup> TCNE reactions with electron-rich alkenes commonly proceed in this manner.<sup>19</sup> Analysis of molecular models indicates that (*R,S*)-**9e**



is less sterically crowded than the (*R,R*)-diastereomer, which presumably explains why it is favored in ring closure of **8**.

### Scheme 6. Synthesis of diazaspino[3.3]heptanes by reaction of **2** with TCNE.



In conclusion, we have developed a practical and efficient synthesis of a series of 4,5-diazaspino[2.3]hexanes and 1,2-diazaspino[3.3]heptanes by addition reactions of 3-alkylidene-1,2-diazetidines. Halogenated 4,5-diazaspino[2.3]hexanes are produced in good to excellent yields by concerted carbene additions to the double bond. With dichlorocarbene, a novel ring expansion of the four membered diazetidine ring by way of insertion into the N–N bond was also discovered. Using TCNE, a homologous series of 1,2-diazaspino[3.3]heptanes was produced in good yields by highly asynchronous [2+2] cycloadditions. Work to explore the potential of these spirocycles in medicinal chemistry programs as hexahydropyridazine analogues is ongoing.

## EXPERIMENTAL SECTION

The synthesis of **2a**,<sup>8</sup> **2c**,<sup>8</sup> **2f**<sup>8</sup> and **2h**<sup>9</sup> followed published methods. NMR assignments were deduced using 2D experiments (COSY, HMBC, and HMQC).

### Synthesis of hydrazodicarboxylates **1b**, **1d** and **1e**: General Procedure.

To a solution of the alcohol (1.0 molar equiv) and triphenylphosphine (2.0 molar equiv) in anhydrous THF at 0 °C was added the azodicarboxylate (2.0 molar equiv) portionwise. The mixture was allowed to warm to room temperature, stirred for the stated period then concentrated in vacuo. Purification by column chromatography provided the products as detailed below.

#### *Di-iso-propyl 1-(2-bromoallyl)hydrazine-1,2-dicarboxylate (1b)*

2-Bromoallyl alcohol (1.56 g, 11.4 mmol), triphenylphosphine (5.98 g, 22.8 mmol) and di-*iso*-propyl azodicarboxylate (4.49 mL, 22.8 mmol) in anhydrous THF (120 mL) were reacted according to the general procedure for 24 h. Purification by column chromatography (SiO<sub>2</sub>, 7:1 petrol/ ethyl acetate) provided **1b** (2.75 g, 75%) as a white solid: m. p. 68–69 °C;  $\nu_{\max}$  (film)/cm<sup>-1</sup> 3284, 2964, 1736, 1682;  $\delta_{\text{H}}$  (400 MHz, CDCl<sub>3</sub>) 6.84–6.42 (1H, br m, NH), 5.85–5.74 (1H, m, CBr=CHH), 5.57 (1H, s, CBr=CHH), 5.01–4.86 (2H, m, 2 x CH(CH<sub>3</sub>)<sub>2</sub>), 4.50–4.13 (2H, m, NCH<sub>2</sub>CBr), 1.23 (12H, d,  $J$  = 6.2 Hz, 4 x CH<sub>3</sub>);  $\delta_{\text{C}}$  (100 MHz, CDCl<sub>3</sub>) 155.5 (COO), 155.3 (COO), 128.2 (CH<sub>2</sub>=CBr), 119.9 (CH<sub>2</sub>=CBr, rotamer), 119.4 (CH<sub>2</sub>=CBr, rotamer), 70.6 (CO<sub>2</sub>CH(CH<sub>3</sub>)<sub>2</sub>), 70.0 (CO<sub>2</sub>CH(CH<sub>3</sub>)<sub>2</sub>), 58.0 (NCH<sub>2</sub>CBr, rotamer), 57.3 (NCH<sub>2</sub>CBr, rotamer), 22.0 (2 x CH<sub>3</sub>), 21.9 (2 x CH<sub>3</sub>); MS (ESI<sup>+</sup>)  $m/z$  345 (M(<sup>79</sup>Br)Na<sup>+</sup>), 347 (M(<sup>81</sup>Br)Na<sup>+</sup>); HRMS (ESI/TOF-Q)  $m/z$  [M + Na]<sup>+</sup> calcd for C<sub>11</sub>H<sub>19</sub><sup>79</sup>BrN<sub>2</sub>O<sub>4</sub>Na 345.0420; found 345.0416.

#### *Di-tert-butyl (Z)-1-(2-bromo-2-butenyl)hydrazine-1,2-dicarboxylate (1d)*

(*Z*)-2-Bromo-2-buten-1-ol<sup>21</sup> (1.92 g, 12.7 mmol), triphenylphosphine (6.66 g, 25.4 mmol) and di-*tert*-butyl azodicarboxylate (5.85 g, 25.4 mmol) in anhydrous THF (60 mL) were reacted according to the general procedure for 16 h. Purification by column chromatography (SiO<sub>2</sub>, 6:1 petrol/ ethyl acetate) provided **1d** (4.63 g, 99%) as a white solid: m. p. 54–58 °C;  $\nu_{\max}$  (neat)/cm<sup>-1</sup> 3318, 2931, 1712;  $\delta_{\text{H}}$  (500

MHz, CDCl<sub>3</sub>) 6.34 (1H, br s, NH), 6.01–5.87 (1H, m, CHCH<sub>3</sub>), 4.31 (2H, br s, NCH<sub>2</sub>CBr), 1.77 (3H, d,  $J = 6.5$  Hz, CHCH<sub>3</sub>), 1.46 (18H, s, C(CH<sub>3</sub>)<sub>3</sub>);  $\delta_C$  (125 MHz, CDCl<sub>3</sub>) 154.9 (COO), 154.7 (COO), 126.9 (CHCH<sub>3</sub>, rotamer), 127.6 (CHCH<sub>3</sub>, rotamer), 123.6 (NCH<sub>2</sub>CBr), 81.5 (C(CH<sub>3</sub>)<sub>3</sub>), 81.3 (C(CH<sub>3</sub>)<sub>3</sub>), 58.5 (NCH<sub>2</sub>CBr, rotamer), 57.4 (NCH<sub>2</sub>CBr, rotamer), 28.2 (2 x C(CH<sub>3</sub>)<sub>3</sub>), 16.7 (CHCH<sub>3</sub>); MS (ESI<sup>+</sup>)  $m/z$  387 (M(<sup>79</sup>Br)Na<sup>+</sup>), 389 (M(<sup>81</sup>Br)Na<sup>+</sup>); HRMS (ESI/TOF-Q)  $m/z$  [M + Na]<sup>+</sup> calcd for C<sub>14</sub>H<sub>25</sub><sup>79</sup>BrN<sub>2</sub>O<sub>4</sub>Na 387.0890; found 387.0889.

### ***Diethyl 1-(2-bromo-3-methylbut-2-enyl)hydrazine-1,2-dicarboxylate (1e)***

2-Bromo-3-methylbut-2-en-1-ol (1.00 g, 6.06 mmol), triphenylphosphine (3.17 g, 12.1 mmol) and diethyl azodicarboxylate (1.96 mL, 12.1 mmol) in anhydrous THF (100 mL) were reacted according to the general procedure for 24 h. Purification by column chromatography provided **1e** (1.42 g, 73%) as a colourless oil:  $\nu_{\max}$  (film)/cm<sup>-1</sup> 3300, 2986, 1704;  $\delta_H$  (400 MHz, CDCl<sub>3</sub>) 6.68–6.22 (1H, br m, NH), 4.68–4.42 (2H, m, NCH<sub>2</sub>CBr), 4.26–4.16 (4H, m, 2 x CO<sub>2</sub>CH<sub>2</sub>CH<sub>3</sub>), 1.92 (3H, s, CBr=C(CH<sub>3</sub>)(CH<sub>3</sub>)), 1.84 (3H, br s, CBr=C(CH<sub>3</sub>)(CH<sub>3</sub>)), 1.27 (6H, t,  $J = 7.1$  Hz, 2 x CO<sub>2</sub>CH<sub>2</sub>CH<sub>3</sub>);  $\delta_C$  (100 MHz, CDCl<sub>3</sub>) 156.0 (COO), 155.4 (COO), 137.0 (CBr=C(CH<sub>3</sub>)<sub>2</sub>, rotamer), 136.6 (CBr=C(CH<sub>3</sub>)<sub>2</sub>, rotamer), 115.4 (CBr=C(CH<sub>3</sub>)<sub>2</sub>), 62.5 (CO<sub>2</sub>CH<sub>2</sub>CH<sub>3</sub>), 61.9 (CO<sub>2</sub>CH<sub>2</sub>CH<sub>3</sub>), 53.8 (NCH<sub>2</sub>CBr, rotamer), 53.3 (NCH<sub>2</sub>CBr, rotamer), 25.5 (CBr=C(CH<sub>3</sub>)(CH<sub>3</sub>)), 20.4 (CBr=C(CH<sub>3</sub>)(CH<sub>3</sub>)), 14.4 (2 x CO<sub>2</sub>CH<sub>2</sub>CH<sub>3</sub>); MS (ESI<sup>+</sup>)  $m/z$  345 (M(<sup>79</sup>Br)Na<sup>+</sup>), 347 (M(<sup>81</sup>Br)Na<sup>+</sup>); HRMS (ESI/TOF-Q)  $m/z$  [M + Na]<sup>+</sup> calcd for C<sub>11</sub>H<sub>19</sub><sup>79</sup>BrN<sub>2</sub>O<sub>4</sub>Na 345.0420; found 345.0425.

### ***2-Benzyl 1-(tert-butyl) 1-(2-bromoallyl)hydrazine-1,2-dicarboxylate (1g)***

To a solution of sodium hydroxide (318 mg, 7.96 mmol) in H<sub>2</sub>O (40 mL) and CH<sub>2</sub>Cl<sub>2</sub> (40 mL) at 0 °C was added *tert*-butyl 1-(2-bromoallyl)hydrazine-1-carboxylate<sup>22</sup> (2.00 g, 7.96 mmol) followed by the dropwise addition of benzyl chloroformate (1.14 mL, 7.99 mmol). The reaction was allowed to warm to room temperature over 16 h. The solution was diluted with H<sub>2</sub>O (40 mL) and the organic layer extracted

with CH<sub>2</sub>Cl<sub>2</sub> (3 x 50 mL), washed with 20% citric acid solution (60 mL), dried over Na<sub>2</sub>SO<sub>4</sub>, filtered and concentrated in vacuo. Purification by flash column chromatography (SiO<sub>2</sub>, 4:1 petrol/ ethyl acetate) provided **1g** (2.65 g, 86%) as a colourless oil:  $\nu_{\max}$  (film/cm<sup>-1</sup>) 3297, 2934, 1715, 1632, 1499;  $\delta_{\text{H}}$  (500 MHz, CDCl<sub>3</sub>) 7.39–7.31 (5H, m, Ar H), 6.67 (1H, m, NH), 6.38–5.79 (1H, m, CHH=CBr), 5.58 (1H, s, CHH=CBr), 5.17 (2H, s, CH<sub>2</sub>Ar), 4.45–4.16 (2H, m, NCH<sub>2</sub>CBr), 1.49 (5H, br s, C(CH<sub>3</sub>)<sub>3</sub>, rotamer), 1.39 (4H, br s, C(CH<sub>3</sub>)<sub>3</sub>, rotamer);  $\delta_{\text{C}}$  (125 MHz, CDCl<sub>3</sub>) 155.9 (COO), 154.6 (COO), 135.6 (C, Ar), 128.6 (CH, Ar), 128.5 (CH, Ar), 128.4 (CH, Ar), 128.3 (CH<sub>2</sub>=CBr), 120.0 (CH<sub>2</sub>=CBr, rotamer), 119.5 (CH<sub>2</sub>=CBr, rotamer), 82.7 (C(CH<sub>3</sub>)<sub>3</sub>, rotamer), 82.1 (C(CH<sub>3</sub>)<sub>3</sub>, rotamer), 67.8 (CH<sub>2</sub>Ar), 58.3 (NCH<sub>2</sub>, rotamer), 56.9 (NCH<sub>2</sub>, rotamer), 28.2 (C(CH<sub>3</sub>)<sub>3</sub>, rotamer), 28.0 (C(CH<sub>3</sub>)<sub>3</sub>, rotamer); MS (ESI<sup>+</sup>)  $m/z$  407 (M(<sup>79</sup>Br)Na<sup>+</sup>), 409 (M(<sup>81</sup>Br)Na<sup>+</sup>); HRMS (ESI/TOF-Q)  $m/z$  [M + Na]<sup>+</sup> calcd for C<sub>16</sub>H<sub>21</sub><sup>79</sup>BrN<sub>2</sub>O<sub>4</sub>Na 407.0577; found 407.0571.

### **Synthesis of 3-alkylidene-1,2-diazetidines **2b**, **2d**, **2e** and **2g**: General Procedure.**

To a solution of hydrazine **1** (1.0 molar equiv) in anhydrous THF was added copper (I) iodide (CuI) (0.2 molar equiv), cesium carbonate (Cs<sub>2</sub>CO<sub>3</sub>) (2 molar equiv) and N,N'-Dimethylethylenediamine (DMEDA) (0.4 molar equiv), and the mixture was heated under reflux until full consumption of the starting material. The reaction was cooled to room temperature and filtered through Celite<sup>®</sup> with ethyl acetate. The solution was concentrated, passed through a column of silica, eluting with ethyl acetate, dried over MgSO<sub>4</sub>, filtered, and concentrated in vacuo. Further purification by column chromatography provided the products as detailed below.

#### ***Di-iso-propyl 3-methylene-1,2-diazetidine-1,2-dicarboxylate (2b)***

**1b** (821 mg, 2.55 mmol), CuI (97 mg, 0.51 mmol), Cs<sub>2</sub>CO<sub>3</sub> (1.66 g, 5.10 mmol) and DMEDA (108  $\mu$ L, 1.02 mmol) in anhydrous THF (20 mL) were reacted according to the general procedure for 16 h. Purification by column chromatography (SiO<sub>2</sub>, 4:1 petrol/ ethyl acetate) provided **2b** (567 mg, 92%) as

a colourless oil:  $\nu_{\max}$  (film)/ $\text{cm}^{-1}$  2983, 1717;  $\delta_{\text{H}}$  (400 MHz,  $\text{CDCl}_3$ ) 5.10–4.94 (3H, m, C=CHH, 2 x CH(CH<sub>3</sub>)<sub>2</sub>), 4.66–4.63 (2H, m, NCH<sub>2</sub>), 4.42–4.38 (1H, m, C=CHH), 1.33 (6H, d,  $J = 6.2$  Hz, CH(CH<sub>3</sub>)<sub>2</sub>), 1.30 (6H, d,  $J = 6.2$  Hz, CH(CH<sub>3</sub>)<sub>2</sub>);  $\delta_{\text{C}}$  (100 MHz,  $\text{CDCl}_3$ ) 160.1 (COO), 154.9 (COO), 142.4 (C=CH<sub>2</sub>), 90.1 (C=CH<sub>2</sub>), 71.03 (CH(CH<sub>3</sub>)<sub>2</sub>), 70.97 (CH(CH<sub>3</sub>)<sub>2</sub>), 57.5 (NCH<sub>2</sub>), 21.9 (2 x CH<sub>3</sub>), 21.8 (2 x CH<sub>3</sub>); MS (ESI<sup>+</sup>)  $m/z$  265 (MNa<sup>+</sup>); HRMS (ESI/TOF-Q)  $m/z$  [M + Na]<sup>+</sup> calcd for C<sub>11</sub>H<sub>18</sub>N<sub>2</sub>O<sub>4</sub>Na 265.1159; found 265.1156.

***Di-tert-butyl (Z)-3-(ethylidene)-1,2-diazetidone-1,2-dicarboxylate (2d)***

(Z)-**1d** (2.00 g, 5.48 mmol), CuI (209 mg, 1.10 mmol), Cs<sub>2</sub>CO<sub>3</sub> (3.58 g, 11.0 mmol) and DMEDA (240  $\mu\text{L}$ , 2.20 mmol) in anhydrous THF (34 mL) were reacted according to the general procedure for 5 d. Purification by column chromatography (SiO<sub>2</sub>, 10:1 petrol/ ethyl acetate) provided **2d** (990 mg, 64%) as a white solid: m. p. 80–83 °C;  $\nu_{\max}$  (neat)/ $\text{cm}^{-1}$  2981, 2937, 1740;  $\delta_{\text{H}}$  (500 MHz,  $\text{CDCl}_3$ ) 4.70 (1H, q,  $J = 7.2$  Hz, CHCH<sub>3</sub>), 4.58 (2H, s, NCH<sub>2</sub>), 1.80 (3H, d,  $J = 7.2$  Hz, CHCH<sub>3</sub>), 1.53 (9H, s, C(CH<sub>3</sub>)<sub>3</sub>), 1.50 (9H, s, C(CH<sub>3</sub>)<sub>3</sub>);  $\delta_{\text{C}}$  (125 MHz,  $\text{CDCl}_3$ ) 159.5 (COO), 155.6 (COO), 135.6 (CCH<sub>2</sub>), 103.5 (CHCH<sub>3</sub>), 82.8 (C(CH<sub>3</sub>)<sub>3</sub>), 82.3 (C(CH<sub>3</sub>)<sub>3</sub>), 58.0 (CH<sub>2</sub>), 28.14 (C(CH<sub>3</sub>)<sub>3</sub>), 28.07 (C(CH<sub>3</sub>)<sub>3</sub>), 12.8 (CHCH<sub>3</sub>); MS (ESI<sup>+</sup>)  $m/z$  307 (MNa<sup>+</sup>); HRMS (ESI/TOF-Q)  $m/z$  [M + Na]<sup>+</sup> calcd for C<sub>14</sub>H<sub>24</sub>N<sub>2</sub>O<sub>4</sub>Na 307.1628; found 307.1630.

***Diethyl 3-(propan-2-ylidene)-1,2-diazetidone-1,2-dicarboxylate (2e)***

**1e** (870 mg, 2.69 mmol), CuI (118 mg, 0.62 mmol), Cs<sub>2</sub>CO<sub>3</sub> (2.03 g, 6.23 mmol) and DMEDA (132  $\mu\text{L}$ , 1.24 mmol) in anhydrous THF (20 mL) were reacted according to the general procedure for 16 h. Purification by column chromatography (SiO<sub>2</sub>, 4:1 petrol/ ethyl acetate) provided **2e** (610 mg, 94%) as a colourless oil:  $\nu_{\max}$  (film)/ $\text{cm}^{-1}$  2985, 1710;  $\delta_{\text{H}}$  (400 MHz,  $\text{CDCl}_3$ ) 4.68 (2H, br s, NCH<sub>2</sub>), 4.23 (2H, q,  $J = 7.1$  Hz, CO<sub>2</sub>CH<sub>2</sub>CH<sub>3</sub>), 4.22 (2H, q,  $J = 7.1$  Hz, CO<sub>2</sub>CH<sub>2</sub>CH<sub>3</sub>), 1.77 (3H, m, C=C(CH<sub>3</sub>)(CH<sub>3</sub>)), 1.48 (3H, br s, C=C(CH<sub>3</sub>)(CH<sub>3</sub>)), 1.29 (3H, t,  $J = 7.1$  Hz, CO<sub>2</sub>CH<sub>2</sub>CH<sub>3</sub>), 1.27 (3H, t,  $J = 7.1$  Hz,

CO<sub>2</sub>CH<sub>2</sub>CH<sub>3</sub>);  $\delta_C$  (100 MHz, CDCl<sub>3</sub>) 160.5 (COO), 157.8 (COO), 129.3 (C=C(CH<sub>3</sub>)<sub>2</sub> or C=C(CH<sub>3</sub>)<sub>2</sub>), 113.5 (C=C(CH<sub>3</sub>)<sub>2</sub> or C=C(CH<sub>3</sub>)<sub>2</sub>), 62.90 (CO<sub>2</sub>CH<sub>2</sub>CH<sub>3</sub>), 62.86 (CO<sub>2</sub>CH<sub>2</sub>CH<sub>3</sub>), 58.4 (NCH<sub>2</sub>), 18.6 (C=C(CH<sub>3</sub>)(CH<sub>3</sub>)), 18.4 (C=C(CH<sub>3</sub>)(CH<sub>3</sub>)), 14.4 (CO<sub>2</sub>CH<sub>2</sub>CH<sub>3</sub>), 14.3 (CO<sub>2</sub>CH<sub>2</sub>CH<sub>3</sub>); MS (ESI<sup>+</sup>)  $m/z$  265 (MNa<sup>+</sup>); HRMS (ESI/TOF-Q)  $m/z$  [M + Na]<sup>+</sup> calcd for C<sub>11</sub>H<sub>18</sub>N<sub>2</sub>O<sub>4</sub>Na 265.1159; found: 265.1155.

### **2-Benzyl 1-(tert-butyl) 3-methylene-1,2-diazetidone-1,2-dicarboxylate (2g)**

**1g** (108 mg, 0.28 mmol), CuI (11 mg, 58  $\mu$ mol), Cs<sub>2</sub>CO<sub>3</sub> (182 mg, 0.56 mmol) and DMEDA (12  $\mu$ L, 0.11 mmol) in anhydrous THF (8 mL) were reacted according to the general procedure for 3 d. Purification by column chromatography (SiO<sub>2</sub>, 6:1 petrol/ ethyl acetate) provided **2g** (53 mg, 62%) as a colourless oil:  $\nu_{\max}$  (film)/cm<sup>-1</sup> 2933, 1736, 1718, 1498;  $\delta_H$  (500 MHz, CDCl<sub>3</sub>) 7.41–7.32 (5H, m, Ar H), 5.26 (2H, s, CH<sub>2</sub>Ar), 4.99–4.94 (1H, m, C=CHH), 4.62 (1H, d,  $J$  = 2.2 Hz, NCHH), 4.61 (1H, d,  $J$  = 2.2 Hz, NCHH), 4.43–4.40 (1H, m, C=CHH), 1.45 (9H, s, C(CH<sub>3</sub>)<sub>3</sub>);  $\delta_C$  (125 MHz, CDCl<sub>3</sub>) 159.4 (CO<sub>2</sub>C(CH<sub>3</sub>)<sub>3</sub>), 155.2 (CO<sub>2</sub>CH<sub>2</sub>Ar), 142.3 (C=CH<sub>2</sub>), 135.3 (C, Ar), 128.6 (CH, Ar), 128.4 (CH, Ar), 128.1 (CH, Ar), 90.6 (C=CH<sub>2</sub>), 83.0 (C(CH<sub>3</sub>)<sub>3</sub>), 68.3 (CH<sub>2</sub>Ar), 57.5 (NCH<sub>2</sub>), 27.9 (C(CH<sub>3</sub>)<sub>3</sub>); MS (ESI<sup>+</sup>)  $m/z$  327 (MNa<sup>+</sup>); HRMS (ESI/TOF-Q)  $m/z$  [M + Na]<sup>+</sup> calcd for C<sub>16</sub>H<sub>20</sub>N<sub>2</sub>O<sub>4</sub>Na 327.1315; found 327.1315.

### **Synthesis of 1,1-difluoro-4,5-diazaspiro[2.3]hexanes 3a-e: General procedure.**

To a sealed tube was added 3-methylene-1,2-diazetidone (1.0 molar equiv) and sodium iodide (0.2 molar equiv) in anhydrous THF. Trimethyl(trifluoromethyl)silane (TMSCF<sub>3</sub>) (2.5 molar equiv) was added, and the sealed tube heated at 65 °C until full consumption of the starting material. The reaction was cooled to room temperature and concentrated in vacuo. The residue was diluted with diethyl ether (20 mL) and washed with H<sub>2</sub>O (15 mL), saturated aqueous Na<sub>2</sub>SO<sub>3</sub> solution (15 mL), saturated aqueous sodium bicarbonate solution (15 mL) and H<sub>2</sub>O (15 mL). The organic extract was dried over MgSO<sub>4</sub>, filtered,

and concentrated in vacuo. Purification by column chromatography provided the products as detailed below.

***Di-tert-butyl 1,1-difluoro-4,5-diazaspiro[2.3]hexane-4,5-dicarboxylate (3a)***

1,2-Diazetidene **2c** (90 mg, 0.33 mmol), sodium iodide (10 mg, 67  $\mu\text{mol}$ ) and  $\text{TMSCF}_3$  (123  $\mu\text{L}$ , 0.83 mmol) in anhydrous THF (3 mL) were reacted according to the general procedure for 5 h. Purification by flash column chromatography ( $\text{SiO}_2$ , 5:1 petrol/ ethyl acetate) provided **3a** (103 mg, 97%) as a white solid: m. p. 96–99  $^\circ\text{C}$ ;  $\nu_{\text{max}}$  (neat)/ $\text{cm}^{-1}$  2974, 2933, 1737;  $\delta_{\text{H}}$  (500 MHz,  $\text{CDCl}_3$ ) 4.34 (1H, d,  $J = 8.4$  Hz, NCHH), 4.22 (1H, dd,  $J = 8.4, 4.6$  Hz, NCHH), 2.65 (1H, ddd,  $J = 15.0, 10.1, 4.9$  Hz, CHHCF<sub>2</sub>), 1.51 (9H, s, C(CH<sub>3</sub>)<sub>3</sub>), 1.49 (9H, s, C(CH<sub>3</sub>)<sub>3</sub>), 1.43 (1H, ddd,  $J = 15.3, 10.1, 5.2$  Hz, CHHCF<sub>2</sub>);  $\delta_{\text{C}}$  (125 MHz,  $\text{CDCl}_3$ ) 159.5 (COO), 156.8 (COO), 106.9 (dd,  $J_{\text{CF}} = 293.4, 289.9$  Hz, CF<sub>2</sub>), 83.2 (C(CH<sub>3</sub>)<sub>3</sub>), 82.8 (C(CH<sub>3</sub>)<sub>3</sub>), 52.5 (NCH<sub>2</sub>), 50.0 (dd,  $J_{\text{CF}} = 15.8, 9.8$  Hz, CCH<sub>2</sub>), 28.1 (2 x C(CH<sub>3</sub>)<sub>3</sub>), 16.7 (t,  $J_{\text{CF}} = 10.6$  Hz, CCH<sub>2</sub>);  $\delta_{\text{F}}$  (376 MHz,  $\text{CDCl}_3$ ) -136.7 (d,  $J_{\text{FF}} = 170$  Hz), -142.8 (d,  $J_{\text{FF}} = 169$  Hz); MS (ESI<sup>+</sup>)  $m/z$  343 (MNa<sup>+</sup>); HRMS (ESI/TOF-Q)  $m/z$  [M + Na]<sup>+</sup> calcd for C<sub>14</sub>H<sub>22</sub>F<sub>2</sub>N<sub>2</sub>O<sub>4</sub>Na 343.1440; found 343.1435.

***(2S\*,3S\*)-Di-tert-butyl 1,1-difluoro-2-methyl-4,5-diazaspiro[2.3]hexane-4,5-dicarboxylate (3b)***

1,2-Diazetidene **2d** (85 mg, 0.30 mmol), sodium iodide (9 mg, 60  $\mu\text{mol}$ ) and  $\text{TMSCF}_3$  (111  $\mu\text{L}$ , 0.75 mmol) in anhydrous THF (3 mL) were reacted according to the general procedure for 6 h. Purification by flash column chromatography ( $\text{SiO}_2$ , 9:1 petrol/ ethyl acetate) provided (2S\*,3S\*)-**3b** (80 mg, 80%) as a colourless oil:  $\nu_{\text{max}}$  (film)/ $\text{cm}^{-1}$  2980, 2936, 1714;  $\delta_{\text{H}}$  (400 MHz,  $\text{CDCl}_3$ ) 4.31 (1H, d,  $J = 8.2$  Hz, NCHH), 3.97 (1H, dd,  $J = 8.1, 2.7$  Hz, NCHH), 1.60–1.51 (1H, m, CHCH<sub>3</sub>), 1.47 (9H, s, C(CH<sub>3</sub>)<sub>3</sub>), 1.46 (9H, s, C(CH<sub>3</sub>)<sub>3</sub>), 1.32 (3H, d,  $J = 6.7$  Hz, CHCH<sub>3</sub>);  $\delta_{\text{C}}$  (125 MHz,  $\text{CDCl}_3$ ) 159.3 (COO), 156.2 (COO), 109.8 (dd,  $J_{\text{CF}} = 304.5, 296.1$  Hz, CF<sub>2</sub>), 83.0 (C(CH<sub>3</sub>)<sub>3</sub>), 82.5 (C(CH<sub>3</sub>)<sub>3</sub>), 53.1 (dd,  $J_{\text{CF}} = 14.1, 8.1$  Hz, CCH<sub>2</sub>), 52.6 (d,  $J_{\text{CF}} = 6.0$  Hz, CCH<sub>2</sub>), 28.1 (C(CH<sub>3</sub>)<sub>3</sub>), 27.7 (C(CH<sub>3</sub>)<sub>3</sub>), 24.8 (t,  $J_{\text{CF}} = 9.9$  Hz, CHCH<sub>3</sub>), 5.3 (d,  $J_{\text{CF}} = 4.3$  Hz, CHCH<sub>3</sub>);  $\delta_{\text{F}}$  (376 MHz,  $\text{CDCl}_3$ ) -125.8 (d,  $J_{\text{FF}} = 167$  Hz), -147.9 (d,  $J_{\text{FF}} = 167$  Hz);

MS (ESI<sup>+</sup>)  $m/z$  357 (MNa<sup>+</sup>); HRMS (ESI/TOF-Q)  $m/z$  [M + Na]<sup>+</sup> calcd for C<sub>15</sub>H<sub>24</sub>F<sub>2</sub>N<sub>2</sub>O<sub>4</sub>Na 357.1596; found 357.1598.

***Di-tert-butyl 1,1-difluoro-(2,2-dimethyl)-4,5-diazaspiro[2.3]hexane-4,5-dicarboxylate (3c)***

1,2-Diazetidene **2f** (90 mg, 0.30 mmol), sodium iodide (9 mg, 60 μmol) and TMSF<sub>3</sub> (111 μL, 0.75 mmol) in anhydrous THF (3 mL) were reacted according to the general procedure for 5 h. Purification by flash column chromatography (SiO<sub>2</sub>, 9:1 petrol/ ethyl acetate) provided **3c** (100 mg, 96%) as a white solid: m. p. 85–87 °C;  $\nu_{\max}$  (neat)/cm<sup>-1</sup> 2980, 2935, 1727;  $\delta_{\text{H}}$  (500 MHz, CDCl<sub>3</sub>) 4.18 (1H, dd,  $J$  = 8.3, 1.9 Hz, NCHH), 3.95 (1H, dd,  $J$  = 8.3, 5.4 Hz, NCHH), 1.50 (9H, s, C(CH<sub>3</sub>)<sub>3</sub>), 1.48 (9H, s, C(CH<sub>3</sub>)<sub>3</sub>), 1.38 (3H, s, C(CH<sub>3</sub>)(CH<sub>3</sub>)), 1.08 (3H, s, C(CH<sub>3</sub>)(CH<sub>3</sub>));  $\delta_{\text{C}}$  (125 MHz, CDCl<sub>3</sub>) 159.3 (COO), 156.5 (COO), 111.2 (dd,  $J_{\text{CF}}$  = 309.6, 299.8 Hz, CF<sub>2</sub>), 83.0 (C(CH<sub>3</sub>)<sub>3</sub>), 82.5 (C(CH<sub>3</sub>)<sub>3</sub>), 55.6 (dd,  $J_{\text{CF}}$  = 13.1, 8.9 Hz, CCH<sub>2</sub>), 49.4 (d,  $J_{\text{CF}}$  = 5.9 Hz, CCH<sub>2</sub>), 28.1 (C(CH<sub>3</sub>)<sub>3</sub>), 27.8 (C(CH<sub>3</sub>)<sub>3</sub>), 26.2 (t,  $J_{\text{CF}}$  = 9.9 Hz, C(CH<sub>3</sub>)<sub>2</sub>), 14.7 (d,  $J_{\text{CF}}$  = 7.6 Hz, C(CH<sub>3</sub>)(CH<sub>3</sub>)), 13.2 (d,  $J_{\text{CF}}$  = 5.8 Hz, C(CH<sub>3</sub>)(CH<sub>3</sub>));  $\delta_{\text{F}}$  (376 MHz, CDCl<sub>3</sub>) -136.4 (d,  $J_{\text{FF}}$  = 164 Hz), -144.9 (d,  $J_{\text{FF}}$  = 164 Hz); MS (ESI<sup>+</sup>)  $m/z$  371 (MNa<sup>+</sup>); HRMS (ESI/TOF-Q)  $m/z$  [M + Na]<sup>+</sup> calcd for C<sub>16</sub>H<sub>26</sub>F<sub>2</sub>N<sub>2</sub>O<sub>4</sub>Na 371.1753; found 371.1751.

***4-Benzyl 5-(tert-butyl) 1,1-difluoro-4,5-diazaspiro[2.3]hexane-4,5-dicarboxylate (3d)***

1,2-Diazetidene **2g** (371 mg, 1.22 mmol), sodium iodide (36 mg, 0.24 mmol), TMSF<sub>3</sub> (451 μL, 3.05 mmol) in anhydrous THF (15 mL) were reacted according to the general procedure for 4 h. Purification by flash column chromatography (SiO<sub>2</sub>, 5:1 petrol/ ethyl acetate) provided **3d** (347 mg, 80%) as a colourless oil:  $\nu_{\max}$  (film)/cm<sup>-1</sup> 2931, 1714, 1496;  $\delta_{\text{H}}$  (500 MHz, CDCl<sub>3</sub>) 7.41–7.29 (5H, m, Ar H), 5.27 (1H, d,  $J$  = 12.3 Hz, CHHAr), 5.15 (1H, d,  $J$  = 12.3 Hz, CHHAr), 4.37 (1H, d,  $J$  = 8.5 Hz, NCHH), 4.27 (1H, dd,  $J$  = 8.5, 4.6 Hz, NCHH), 2.69 (1H, ddd,  $J$  = 15.1, 10.3, 4.8 Hz, CHHCF<sub>2</sub>), 1.45 (9H, s, C(CH<sub>3</sub>)<sub>3</sub>), 1.44–1.39 (1H, m, CHHCF<sub>2</sub>);  $\delta_{\text{C}}$  (125 MHz, CDCl<sub>3</sub>) 159.3 (COO), 158.2 (COO), 135.1 (C, Ar), 128.6 (CH, Ar), 128.4 (CH, Ar), 128.1 (CH, Ar), 106.6 (dd,  $J_{\text{CF}}$  = 292.3, 290.3 Hz, CF<sub>2</sub>), 83.2



(C(CH<sub>3</sub>)<sub>3</sub>), 68.3 (CH<sub>2</sub>Ar), 52.8 (NCH<sub>2</sub>), 50.8 (dd,  $J_{CF} = 16.0, 10.0$  Hz, CCF<sub>2</sub>), 28.0 (C(CH<sub>3</sub>)<sub>3</sub>), 16.6 (t,  $J_{CF} = 11.0$  Hz, CH<sub>2</sub>CF<sub>2</sub>);  $\delta_F$  (376 MHz, CDCl<sub>3</sub>) -137.4 (d,  $J_{FF} = 170$  Hz), -142.8 (d,  $J_{FF} = 170$  Hz); MS (ESI<sup>+</sup>)  $m/z$  377 (MNa<sup>+</sup>); HRMS (ESI/TOF-Q)  $m/z$  [M + Na]<sup>+</sup> calcd for C<sub>17</sub>H<sub>20</sub>F<sub>2</sub>N<sub>2</sub>O<sub>4</sub>Na 377.1283; found 377.1287.

***Diethyl 1,1-difluoro-4,5-diazaspiro[2.3]hexane-4,5-dicarboxylate (3e)***

1,2-Diazetidene **2a** (56 mg, 0.26 mmol), sodium iodide (8 mg, 53  $\mu$ mol), TMSCF<sub>3</sub> (96  $\mu$ L, 0.65 mmol) in anhydrous THF (3 mL) were reacted according to the general procedure for 6 h. Purification by flash column chromatography (SiO<sub>2</sub>, 4:1 petrol/ ethyl acetate) provided **3e** (32 mg, 47%) as a colourless oil:  $\nu_{max}$  (film)/cm<sup>-1</sup> 2984, 2937, 1713;  $\delta_H$  (500 MHz, CDCl<sub>3</sub>) 4.42 (1H, d,  $J = 8.4$  Hz, NCHH), 4.35 (1H, dd,  $J = 8.5, 4.6$  Hz, NCHH), 4.32–4.17 (4H, m, 2 x CH<sub>2</sub>CH<sub>3</sub>), 2.72 (1H, ddd,  $J = 15.2, 10.6, 5.2$  Hz, CHHCF<sub>2</sub>), 1.48 (1H, ddd,  $J = 15.5, 10.6, 5.8$  Hz, CHHCF<sub>2</sub>), 1.33–1.27 (6H, m, 2 x CH<sub>2</sub>CH<sub>3</sub>);  $\delta_C$  (125 MHz, CDCl<sub>3</sub>) 160.6 (COO), 158.2 (COO), 106.6 (dd,  $J_{CF} = 292.2, 290.3$  Hz, CF<sub>2</sub>), 63.2 (CH<sub>2</sub>CH<sub>3</sub>), 63.1 (CH<sub>2</sub>CH<sub>3</sub>), 53.0 (NCH<sub>2</sub>), 51.0 (dd,  $J_{CF} = 15.9, 10.1$  Hz, CCH<sub>2</sub>), 16.6 (t,  $J_{CF} = 11.0$  Hz, CH<sub>2</sub>CF<sub>2</sub>), 14.33 (CH<sub>2</sub>CH<sub>3</sub>), 14.28 (CH<sub>2</sub>CH<sub>3</sub>);  $\delta_F$  (376 MHz, CDCl<sub>3</sub>) -137.5 (d,  $J_{FF} = 170$  Hz), -143.1 (d,  $J_{FF} = 170$  Hz); MS (ESI<sup>+</sup>)  $m/z$  287 (MNa<sup>+</sup>); HRMS (ESI/TOF-Q)  $m/z$  [M + Na]<sup>+</sup> calcd for C<sub>10</sub>H<sub>14</sub>F<sub>2</sub>N<sub>2</sub>O<sub>4</sub>Na 287.0814; found 287.0821.

***Benzyl 1,1-difluoro-4,5-diazaspiro[2.3]hexane-4-carboxylate (4)***

To a solution of **3d** (82 mg, 0.23 mmol) in anhydrous CH<sub>2</sub>Cl<sub>2</sub> (5 mL) under an atmosphere of nitrogen was added trifluoroacetic acid (176  $\mu$ L, 2.30 mmol) dropwise. The reaction was stirred at room temperature for 5 h and then concentrated. The residue was diluted with CH<sub>2</sub>Cl<sub>2</sub> (10 mL), and washed with saturated aqueous sodium bicarbonate solution (10 mL) and H<sub>2</sub>O (10 mL). The aqueous layer was washed with CH<sub>2</sub>Cl<sub>2</sub> (10 mL), the organic extracts combined, dried over MgSO<sub>4</sub>, filtered, and concentrated in vacuo to provide **4** (53 mg, 91%) as a yellow oil:  $\nu_{max}$  (film)/cm<sup>-1</sup> 3259, 3030, 2962,

2899, 1709, 1492;  $\delta_{\text{H}}$  (400 MHz,  $\text{CDCl}_3$ ) 7.38–7.29 (5H, m, Ar H), 5.60 (1H, br s, NH), 5.22 (1H, d,  $J = 12.2$  Hz,  $\text{CHHAr}$ ), 5.11 (1H, d  $J = 12.2$  Hz,  $\text{CHHAr}$ ), 4.07 (1H, br m,  $\text{CCHH}$ ), 3.87 (1H, br m,  $\text{CCHH}$ ), 2.67 (1H, br m,  $\text{CHHCF}_2$ ), 1.38 (1H, ddd,  $J = 15.5, 10.1, 5.2$  Hz,  $\text{CHHCF}_2$ );  $\delta_{\text{C}}$  (125 MHz,  $\text{CDCl}_3$ ) 157.9 (COO), 135.5 (C, Ar), 128.6 (CH, Ar), 128.4 (CH, Ar), 128.3 (CH, Ar), 107.4 (t,  $J_{\text{CF}} = 291.9$  Hz,  $\text{CF}_2$ ), 67.7 ( $\text{CH}_2\text{Ar}$ ), 53.5 (dd,  $J_{\text{CF}} = 16.2, 9.8$  Hz,  $\text{CCH}_2$ ), 46.2 ( $\text{CCH}_2$ ), 17.2 (t,  $J_{\text{CF}} = 9.4$  Hz,  $\text{CH}_2\text{CF}_2$ );  $\delta_{\text{F}}$  (376 MHz,  $\text{CDCl}_3$ ) -137.7 (d,  $J_{\text{FF}} = 169$  Hz), -142.7 (d,  $J_{\text{FF}} = 169$  Hz); MS (ESI<sup>+</sup>)  $m/z$  255 ( $\text{MH}^+$ ), 277 ( $\text{MNa}^+$ ); HRMS (ESI/TOF-Q)  $m/z$   $[\text{M} + \text{Na}]^+$  calcd for  $\text{C}_{12}\text{H}_{12}\text{F}_2\text{N}_2\text{O}_2\text{Na}$  277.0759; found 277.0763.

### Synthesis of 1,1-dichloro-4,5-diazaspiro[2.3]hexanes 5a-e: General procedure.

To a solution of 3-methylene-1,2-diazetidene (1.0 molar equiv) in chloroform was added benzyltriethylammonium (TEBAC) (10 mol %) and aqueous NaOH solution (50 wt %) dropwise. The reaction was stirred vigorously at room temperature until full consumption of the starting material. The solution was neutralized by addition of saturated aqueous  $\text{NH}_4\text{Cl}$  solution (20 mL). The mixture was extracted with EtOAc (3 x 30 mL) and the combined extracts were dried over  $\text{MgSO}_4$ , filtered, and concentrated in vacuo. Purification by column chromatography provided the products as detailed below.

### *Di-tert-butyl 1,1-dichloro-4,5-diazaspiro[2.3]hexane-4,5-dicarboxylate (5a) and di-tert-butyl 1,1-dichloro-5-oxo-4,6-diazaspiro[2.4]heptane-4,6-dicarboxylate (6)*

1,2-Diazetidene **2c** (103 mg, 0.38 mmol), TEBAC (9 mg, 39  $\mu\text{mol}$ ), aqueous NaOH solution (5 mL, 50 wt %) in chloroform (10 mL) were reacted according to the general procedure for 3 h. Purification by column chromatography ( $\text{SiO}_2$ , 9:1 petrol/ ethyl acetate) provided less polar **5a** (64 mg, 48%) as a white solid: m. p. 122–125 °C;  $\nu_{\text{max}}$  (neat)/ $\text{cm}^{-1}$  3088, 2980, 2934, 1725;  $\delta_{\text{H}}$  (500 MHz,  $\text{CDCl}_3$ ) 4.41 (1H, d,  $J = 8.9$  Hz,  $\text{NCHH}$ ), 4.29 (1H, d,  $J = 8.9$  Hz,  $\text{NCHH}$ ), 2.79 (1H, d,  $J = 9.5$  Hz,  $\text{CHHCCl}_2$ ), 1.57–1.51 (10H, m,  $\text{CHHCCl}_2$ ,  $\text{C}(\text{CH}_3)_3$ ), 1.49 (9H, s,  $\text{C}(\text{CH}_3)_3$ );  $\delta_{\text{C}}$  (125 MHz,  $\text{CDCl}_3$ ) 159.4 (COO), 156.9

(COO), 83.2 (C(CH<sub>3</sub>)<sub>3</sub>), 82.7 (C(CH<sub>3</sub>)<sub>3</sub>), 57.4 (CCl<sub>2</sub> or CCH<sub>2</sub>), 56.0 (CCl<sub>2</sub> or CCH<sub>2</sub>), 54.1 (NCH<sub>2</sub>), 28.1 (2 x C(CH<sub>3</sub>)<sub>3</sub>), 25.6 (CH<sub>2</sub>Cl<sub>2</sub>); MS (ESI<sup>+</sup>) *m/z* 375 (M(<sup>35</sup>Cl)Na<sup>+</sup>), 377 (M(<sup>37</sup>Cl)Na<sup>+</sup>); HRMS (ESI/TOF-Q) *m/z* [M + Na]<sup>+</sup> calcd for C<sub>14</sub>H<sub>22</sub><sup>35</sup>Cl<sub>2</sub>N<sub>2</sub>O<sub>4</sub>Na 375.0849; found 375.0849. Further elution provided more polar **6** (60 mg, 41%) as a white solid: m. p. 124–127 °C;  $\nu_{\max}$  (neat)/cm<sup>-1</sup> 3110, 2981, 2929, 1782, 1729, 1366, 1267, 1138, 769;  $\delta_{\text{H}}$  (500 MHz, CDCl<sub>3</sub>) 4.10 (1H, d, *J* = 11.4 Hz, NCHH), 3.81 (1H, d, *J* = 11.3 Hz, NCHH), 3.36 (1H, d, *J* = 9.7 Hz, CHHCCl<sub>2</sub>), 1.67 (1H, d, *J* = 9.7 Hz, CHHCCl<sub>2</sub>), 1.55 (9H, s, C(CH<sub>3</sub>)<sub>3</sub>), 1.50 (9H, s, C(CH<sub>3</sub>)<sub>3</sub>);  $\delta_{\text{C}}$  (125 MHz, CDCl<sub>3</sub>) 149.7 (C=O), 149.6 (COO), 148.6 (COO), 84.4 (C(CH<sub>3</sub>)<sub>3</sub>), 84.1 (C(CH<sub>3</sub>)<sub>3</sub>), 61.6 (CCl<sub>2</sub> or CCH<sub>2</sub>), 46.9 (CCl<sub>2</sub> or CCH<sub>2</sub>), 46.0 (NCH<sub>2</sub>), 28.1 (CH<sub>2</sub>CCl<sub>2</sub>), 28.0 (C(CH<sub>3</sub>)<sub>3</sub>), 27.9 (C(CH<sub>3</sub>)<sub>3</sub>); MS (ESI<sup>+</sup>) *m/z* 403 (M(<sup>35</sup>Cl)Na<sup>+</sup>), 405 (M(<sup>37</sup>Cl)Na<sup>+</sup>); HRMS (ESI/TOF-Q) *m/z* [M + Na]<sup>+</sup> calcd for C<sub>15</sub>H<sub>22</sub><sup>35</sup>Cl<sub>2</sub>N<sub>2</sub>O<sub>5</sub>Na 403.0798; found 403.0800.

**(2*S*\*,3*S*\*)-Di-tert-butyl 1,1-dichloro-2-methyl-4,5-diazaspiro[2.3]hexane-4,5-dicarboxylate (5b)**

1,2-Diazetidene **2d** (85 mg, 0.30 mmol), TEBAC (7 mg, 31  $\mu$ mol) and aqueous NaOH solution (5 mL, 50 wt %) in chloroform (10 mL) were reacted according to the general procedure for 15 min. Purification by flash column chromatography (SiO<sub>2</sub>, 9:1 petrol/ ethyl acetate) provided (2*S*\*,3*S*\*)-**5b** (46 mg, 42%) as a colourless oil:  $\nu_{\max}$  (film)/cm<sup>-1</sup> 2979, 2934, 1713;  $\delta_{\text{H}}$  (500 MHz, CDCl<sub>3</sub>) 4.32 (1H, d, *J* = 8.6 Hz, NCHH), 4.13 (1H, d, *J* = 8.6 Hz, NCHH), 1.63 (1H, q, *J* = 6.8 Hz, CHCH<sub>3</sub>), 1.53 (3H, d, *J* = 6.7 Hz, CHCH<sub>3</sub>), 1.49 (9H, s, C(CH<sub>3</sub>)<sub>3</sub>), 1.46 (9H, s, C(CH<sub>3</sub>)<sub>3</sub>);  $\delta_{\text{C}}$  (125 MHz, CDCl<sub>3</sub>) 159.4 (COO), 155.6 (COO), 82.9 (C(CH<sub>3</sub>)<sub>3</sub>), 82.5 (C(CH<sub>3</sub>)<sub>3</sub>), 63.2 (CCl<sub>2</sub> or CCH<sub>2</sub>), 59.0 (CCl<sub>2</sub> or CCH<sub>2</sub>), 55.0 (CH<sub>2</sub>), 34.9 (CHCH<sub>3</sub>), 28.1 (C(CH<sub>3</sub>)<sub>3</sub>), 27.9 (C(CH<sub>3</sub>)<sub>3</sub>), 10.7 (CHCH<sub>3</sub>); MS (ESI<sup>+</sup>) *m/z* 389 (M(<sup>35</sup>Cl)Na<sup>+</sup>), 391 (M(<sup>37</sup>Cl)Na<sup>+</sup>); HRMS (ESI/TOF-Q) *m/z* [M + Na]<sup>+</sup> calcd for C<sub>15</sub>H<sub>24</sub><sup>35</sup>Cl<sub>2</sub>N<sub>2</sub>O<sub>4</sub>Na 389.1005; found 389.1004.

**Di-tert-butyl-1,1-dichloro-(2,2-dimethyl)-4,5-diazaspiro[2.3]hexane-4,5-dicarboxylate (5c)**

1,2-Diazetidine **2f** (90 mg, 0.30 mmol), TEBAC (7 mg, 31  $\mu$ mol) and aqueous NaOH solution (5 mL, 50 wt %) in chloroform (10 mL) were reacted according to the general procedure for 75 min. Purification by flash column chromatography (SiO<sub>2</sub>, 9:1 petrol/ ethyl acetate) provided **5c** (65 mg, 57%) as a white solid: m. p. 103–106 °C;  $\nu_{\max}$  (neat)/cm<sup>-1</sup> 2978, 2932, 1715;  $\delta_{\text{H}}$  (400 MHz, CDCl<sub>3</sub>) 4.12 (2H, q,  $J$  = 8.4 Hz, NCH<sub>2</sub>), 1.59 (3H, s, C(CH<sub>3</sub>)(CH<sub>3</sub>)), 1.50 (9H, C(CH<sub>3</sub>)<sub>3</sub>), 1.48 (9H, s, C(CH<sub>3</sub>)<sub>3</sub>), 1.16 (3H, s, C(CH<sub>3</sub>)(CH<sub>3</sub>));  $\delta_{\text{C}}$  (125 MHz, CDCl<sub>3</sub>) 159.4 (COO), 155.4 (COO), 82.8 (C(CH<sub>3</sub>)<sub>3</sub>), 82.5 (C(CH<sub>3</sub>)<sub>3</sub>), 68.7 (CCl<sub>2</sub> or CCH<sub>2</sub>), 62.0 (CCl<sub>2</sub> or CCH<sub>2</sub>), 52.3 (NCH<sub>2</sub>), 32.4 (C(CH<sub>3</sub>)<sub>2</sub>), 28.1 (C(CH<sub>3</sub>)<sub>3</sub>), 27.9 (C(CH<sub>3</sub>)<sub>3</sub>), 20.9 (C(CH<sub>3</sub>)(CH<sub>3</sub>)), 19.3 (C(CH<sub>3</sub>)(CH<sub>3</sub>)); MS (ESI<sup>+</sup>)  $m/z$  403 (M(<sup>35</sup>Cl)Na<sup>+</sup>), 405 (M(<sup>37</sup>Cl)Na<sup>+</sup>); HRMS (ESI/TOF-Q)  $m/z$  [M + Na]<sup>+</sup> calcd for C<sub>16</sub>H<sub>26</sub><sup>35</sup>Cl<sub>2</sub>N<sub>2</sub>O<sub>4</sub>Na 403.1162; found 403.1161.

***Diethyl 1,1-dichloro-4,5-diazaspiro[2.3]hexane-4,5-dicarboxylate (5d)***

1,2-Diazetidine **2a** (75 mg, 0.35 mmol), TEBAC (8 mg, 35  $\mu$ mol) and aqueous NaOH solution (5 mL, 50 wt %) in chloroform (10 mL) were reacted according to the general procedure for 6 h. Purification by flash column chromatography (SiO<sub>2</sub>, 4:1 petrol/ ethyl acetate) provided **5d** (67 mg, 64%) as a colourless oil:  $\nu_{\max}$  (film)/cm<sup>-1</sup> 3087, 2985, 2924, 1724, 1467;  $\delta_{\text{H}}$  (500 MHz, CDCl<sub>3</sub>) 4.47 (1H, d,  $J$  = 9.0 Hz, NCHH), 4.38 (1H, d,  $J$  = 9.0 Hz, NCHH), 4.33–4.15 (4H, m, 2 x CH<sub>2</sub>CH<sub>3</sub>), 2.84 (1H, d,  $J$  = 9.7 Hz, CHHCCl<sub>2</sub>), 1.57 (1H, d,  $J$  = 9.8 Hz, CHHCCl<sub>2</sub>), 1.33–1.25 (6H, m, 2 x CH<sub>2</sub>CH<sub>3</sub>);  $\delta_{\text{C}}$  (125 MHz, CDCl<sub>3</sub>) 160.5 (COO), 158.3 (COO), 63.2 (CH<sub>2</sub>CH<sub>3</sub>), 63.1 (CH<sub>2</sub>CH<sub>3</sub>), 57.2 (CCl<sub>2</sub> or CCH<sub>2</sub>), 56.5 (CCl<sub>2</sub> or CCH<sub>2</sub>), 54.5 (NCH<sub>2</sub>), 25.6 (CH<sub>2</sub>CCl<sub>2</sub>), 14.4 (CH<sub>2</sub>CH<sub>3</sub>), 14.3 (CH<sub>2</sub>CH<sub>3</sub>); MS (ESI<sup>+</sup>)  $m/z$  319 (M(<sup>35</sup>Cl)Na<sup>+</sup>), 321 (M(<sup>37</sup>Cl)Na<sup>+</sup>); HRMS (ESI/TOF-Q)  $m/z$  [M + Na]<sup>+</sup> calcd for C<sub>10</sub>H<sub>14</sub><sup>35</sup>Cl<sub>2</sub>N<sub>2</sub>O<sub>4</sub>Na 319.0223; found 319.0221.

***Di-tert-butyl 1,1-difluoro-5-oxo-4,6-diazaspiro[2.4]heptane-4,6-dicarboxylate (7)***

To **3a** (28 mg, 87  $\mu\text{mol}$ ) and TEBAC (2 mg, 9  $\mu\text{mol}$ ) in chloroform (3 mL) was added aqueous sodium hydroxide (1.5 mL, 50 wt%) dropwise. The reaction was stirred vigorously at room temperature for 6 h, then neutralized with saturated aqueous  $\text{NH}_4\text{Cl}$  solution (10 mL). The mixture was extracted with EtOAc (3 x 10 mL) and the combined extracts were dried over  $\text{MgSO}_4$ , filtered, and concentrated in vacuo. Purification by column chromatography ( $\text{SiO}_2$ , 4:1 petrol/ ethyl acetate) provided **7** (18 mg, 59%) as a white solid: m. p. 118–121  $^\circ\text{C}$ ;  $\nu_{\text{max}}$  (film)/ $\text{cm}^{-1}$  3111, 2973, 2934, 1789, 1718;  $\delta_{\text{H}}$  (400 MHz,  $\text{CDCl}_3$ ) 3.87 (1H, d,  $J = 10.7$  Hz, NCHH), 3.69 (1H, dd,  $J = 10.8, 6.4$  Hz, NCHH), 3.21 (1H, ddd,  $J = 13.4, 9.9, 5.5$  Hz, CHHCF<sub>2</sub>), 1.54 (9H, s, C(CH<sub>3</sub>)<sub>3</sub>), 1.52 (9H, s, C(CH<sub>3</sub>)<sub>3</sub>), 1.48–1.44 (1H, m CHHCF<sub>2</sub>);  $\delta_{\text{C}}$  (125 MHz,  $\text{CDCl}_3$ ) 149.6 (C=O), 149.1 (COO), 148.6 (COO), 108.8 (t,  $J_{\text{CF}} = 294.8$  Hz, CF<sub>2</sub>), 84.5 (C(CH<sub>3</sub>)<sub>3</sub>), 84.0 (C(CH<sub>3</sub>)<sub>3</sub>), 43.7 (d,  $J_{\text{CF}} = 6.5$  Hz, NCH<sub>2</sub>), 41.9 (dd,  $J_{\text{CF}} = 10.9, 9.3$  Hz, CCF<sub>2</sub>), 28.0 (C(CH<sub>3</sub>)<sub>3</sub>), 27.9 (C(CH<sub>3</sub>)<sub>3</sub>), 18.5 (t,  $J_{\text{CF}} = 10.3$  Hz, CH<sub>2</sub>CF<sub>2</sub>);  $\delta_{\text{F}}$  (376 MHz,  $\text{CDCl}_3$ ) –125.8 (d,  $J_{\text{FF}} = 167$  Hz), –147.9 (d,  $J_{\text{FF}} = 167$  Hz); MS (ESI<sup>+</sup>)  $m/z$  371 (MNa<sup>+</sup>); HRMS (ESI/TOF-Q)  $m/z$  [M + Na]<sup>+</sup> calcd for C<sub>15</sub>H<sub>22</sub>F<sub>2</sub>N<sub>2</sub>O<sub>5</sub>Na 371.1389; found 371.1389.

### Synthesis of diazaspiro[3.3]heptanes **9a-f**: General procedure

To a solution of 3-methylene-1,2-diazetidene (1.0 molar equiv) in  $\text{CH}_2\text{Cl}_2$  (3 mL) at 0  $^\circ\text{C}$  was added tetracyanoethylene (TCNE) (1.0 molar equiv). The solution was allowed to warm to room temperature until full consumption of the starting material and concentrated in vacuo. Purification provided the products as detailed below.

#### *Di-tert-butyl-5,5,6,6-tetracyano-1,2-diazaspiro[3.3]heptane-1,2-dicarboxylate (9a)*

1,2-Diazetidene **2c** (50 mg, 0.19 mmol), TCNE (24 mg, 0.19 mmol) and  $\text{CH}_2\text{Cl}_2$  (3 mL) were reacted according to the general procedure for 16 h. Recrystallization from ethyl acetate provided **9a** (52 mg, 71%) as a white crystalline solid: m.p. 145–146  $^\circ\text{C}$ ;  $\nu_{\text{max}}$  (neat)/ $\text{cm}^{-1}$  2981, 1705;  $\delta_{\text{H}}$  (400 MHz, acetone-*d*<sub>6</sub>) 4.88 (1H, d,  $J = 10.4$  Hz, NCHH), 4.62 (1H, d,  $J = 10.4$  Hz, NCHH), 4.51 (1H, d,  $J = 15.2$  Hz,

$\text{CHHC}(\text{CN})_2$ ), 3.99 (1H, d,  $J = 15.2$  Hz,  $\text{CHHC}(\text{CN})_2$ ), 1.55 (9H, s,  $\text{C}(\text{CH}_3)_3$ ), 1.51 (9H, s,  $\text{C}(\text{CH}_3)_3$ );  $\delta_{\text{C}}$  (100 MHz, acetone- $d_6$ ) 159.9 (COO), 154.7 (COO), 112.6 (CN), 112.1 (CN), 110.2 (CN), 109.3 (CN), 84.9 ( $\text{C}(\text{CH}_3)_3$ ), 83.5 ( $\text{C}(\text{CH}_3)$ ), 70.1 ( $\text{CCH}_2$  or  $\text{C}(\text{CN})_2$ ), 59.6 ( $\text{NCH}_2$ ), 50.7 ( $\text{CCH}_2$  or  $\text{C}(\text{CN})_2$ ), 42.2 ( $\text{CH}_2\text{C}(\text{CN})_2$ ), 32.2 ( $\text{CH}_2\text{C}(\text{CN})_2$ ), 28.2 ( $\text{C}(\text{CH}_3)_3$ ), 28.1 ( $\text{C}(\text{CH}_3)_3$ ); MS (ESI<sup>+</sup>)  $m/z$  421 ( $\text{MNa}^+$ ); HRMS (ESI/TOF-Q)  $m/z$   $[\text{M} + \text{Na}]^+$  calcd for  $\text{C}_{19}\text{H}_{22}\text{N}_6\text{O}_4\text{Na}$  421.1595; found 421.1593.

***Di-iso-propyl 5,5,6,6-tetracyano-1,2-diazaspiro[3.3]heptane-1,2-dicarboxylate (9b)***

1,2-Diazetidene **2b** (50 mg, 0.21 mmol), TCNE (26 mg, 0.21 mmol) and  $\text{CH}_2\text{Cl}_2$  (3 mL) were reacted according to the general procedure for 16 h. Recrystallization from ethyl acetate provided **9b** (59 mg, 77%) as a white crystalline solid: m.p. 172–173 °C;  $\nu_{\text{max}}$  (neat)/ $\text{cm}^{-1}$  2986, 2365, 1704;  $\delta_{\text{H}}$  (400 MHz,  $\text{CD}_3\text{CN}$ ) 5.08 (1H, sep,  $J = 6.3$  Hz,  $\text{CO}_2\text{CH}(\text{CH}_3)_2$ ), 4.95 (1H, sep,  $J = 6.3$  Hz,  $\text{CO}_2\text{CH}(\text{CH}_3)_2$ ), 4.53 (1H, d,  $J = 10.4$  Hz,  $\text{NCHH}$ ), 4.49 (1H, d,  $J = 10.4$  Hz,  $\text{NCHH}$ ), 4.18 (1H, d,  $J = 15.8$  Hz,  $\text{CHHC}(\text{CN})_2$ ), 3.65 (1H, d,  $J = 15.8$  Hz,  $\text{CHHC}(\text{CN})_2$ ), 1.33 (6H, dd,  $J = 8.0, 6.3$  Hz,  $\text{CO}_2\text{CH}(\text{CH}_3)_2$ ), 1.27 (6H, t,  $J = 6.4$  Hz,  $\text{CO}_2\text{CH}(\text{CH}_3)_2$ );  $\delta_{\text{C}}$  (100 MHz,  $\text{CD}_3\text{CN}$ ) 159.3 (2 x COO), 111.2 (CN), 110.8 (CN), 108.5 (CN), 107.8 (CN), 72.1 (1C,  $\text{CH}(\text{CH}_3)_2$ ), 71.0 (1C,  $\text{CH}(\text{CH}_3)_2$ ), 68.4 ( $\text{CCH}_2$  or  $\text{C}(\text{CN})_2$ ), 57.9 ( $\text{NCH}_2$ ), 49.8 ( $\text{CCH}_2$  or  $\text{C}(\text{CN})_2$ ), 40.5 ( $\text{CH}_2\text{C}(\text{CN})_2$ ), 31.7 ( $\text{CH}_2\text{C}(\text{CN})_2$ ), 20.8 ( $\text{CH}(\text{CH}_3)(\text{CH}_3)$ ), 20.74 ( $\text{CH}(\text{CH}_3)(\text{CH}_3)$ ), 20.69 ( $\text{CH}(\text{CH}_3)(\text{CH}_3)$ ), 20.62 ( $\text{CH}(\text{CH}_3)(\text{CH}_3)$ ); MS (ESI<sup>+</sup>)  $m/z$  393 ( $\text{MNa}^+$ ); HRMS (ESI/TOF-Q)  $m/z$   $[\text{M} + \text{Na}]^+$  calcd for  $\text{C}_{17}\text{H}_{18}\text{N}_6\text{O}_4\text{Na}$  393.1282; found 393.1284.

***Diethyl 5,5,6,6-tetracyano-1,2-diazaspiro[3.3]heptane-1,2-dicarboxylate (9c)***

1,2-Diazetidene **2a** (50 mg, 0.23 mmol), TCNE (30 mg, 0.23 mmol) and  $\text{CH}_2\text{Cl}_2$  (3 mL) were reacted according to the general procedure for 16 h. Recrystallization from ethyl acetate provided **9c** (67 mg, 84%) as a white crystalline solid: m.p. 184–185 °C;  $\nu_{\text{max}}$  (neat)/ $\text{cm}^{-1}$  2985, 1718;  $\delta_{\text{H}}$  (400 MHz,  $\text{CD}_3\text{CN}$ ), 4.55 (1H, d,  $J = 10.2$  Hz,  $\text{NCHH}$ ), 4.50 (1H, d,  $J = 10.3$  Hz,  $\text{NCHH}$ ), 4.38–4.12 (5H, m,  $\text{CHHC}(\text{CN})_2$ ), 2 x  $\text{CO}_2\text{CH}_2\text{CH}_3$ ), 3.67 (1H, d,  $J = 16.0$  Hz,  $\text{CHHC}(\text{CN})_2$ ), 1.31 (3H, t,  $J = 7.1$  Hz,

CO<sub>2</sub>CH<sub>2</sub>CH<sub>3</sub>), 1.27 (3H, t,  $J = 7.1$  Hz, CO<sub>2</sub>CH<sub>2</sub>CH<sub>3</sub>);  $\delta_c$  (100 MHz, CD<sub>3</sub>CN) 159.1 (COO), 155.2 (COO), 111.2 (CN), 110.7 (CN), 108.4 (CN), 107.8 (CN), 68.3 (CCH<sub>2</sub> or C(CN)<sub>2</sub>), 63.3 (CO<sub>2</sub>CH<sub>2</sub>CH<sub>3</sub>), 62.7 (CO<sub>2</sub>CH<sub>2</sub>CH<sub>3</sub>), 57.7 (NCH<sub>2</sub>), 49.3 (CCH<sub>2</sub> or C(CN)<sub>2</sub>), 40.6 (CH<sub>2</sub>C(CN)<sub>2</sub>), 31.4 (CH<sub>2</sub>C(CN)<sub>2</sub>), 13.27 (CO<sub>2</sub>CH<sub>2</sub>CH<sub>3</sub>), 13.25 (CO<sub>2</sub>CH<sub>2</sub>CH<sub>3</sub>); MS (ESI<sup>+</sup>)  $m/z$  365 (MNa<sup>+</sup>); HRMS (ESI/TOF-Q)  $m/z$  [M + Na]<sup>+</sup> calcd for C<sub>15</sub>H<sub>14</sub>N<sub>6</sub>O<sub>4</sub>Na 365.0969; found 365.0967.

***1-Benzyl 2-(tert-butyl) 5,5,6,6-tetracyano-1,2-diazaspiro[3.3]heptane-1,2-dicarboxylate (9d)***

1,2-Diazetidene **2g** (50 mg, 0.17 mmol), TCNE (21 mg, 0.17 mmol) and CH<sub>2</sub>Cl<sub>2</sub> (3 mL) were reacted according to the general procedure. Additional TCNE (10 mg, 0.08 mmol) was added after 20 h at 0 °C, and the reaction warmed to room temperature and stirred for 6 h until completion, then concentrated in vacuo. Purification by flash column chromatography (SiO<sub>2</sub>, 2:1 petrol/ ethyl acetate) provided **9d** (71 mg, 99%) as a white solid: m.p. 149–151 °C;  $\nu_{\max}$  (neat)/cm<sup>-1</sup> 2988, 1714, 1502;  $\delta_H$  (500 MHz, acetone-*d*<sub>6</sub>) 7.48 (2H, d,  $J = 7.3$  Hz, Ar H), 7.43–7.31 (3H, m, Ar H), 5.38 (1H, d,  $J = 12.5$  Hz, CHHAr), 5.25 (1H, d,  $J = 12.5$  Hz, CHHAr), 4.91 (1H, d,  $J = 10.4$  Hz, NCHH), 4.68 (1H, d,  $J = 10.4$  Hz, NCHH), 4.52 (1H, d,  $J = 15.4$  Hz, CHHC(CN)<sub>2</sub>), 4.03 (1H, d,  $J = 15.4$  Hz, CHHC(CN)<sub>2</sub>), 1.44 (9H, s, C(CH<sub>3</sub>)<sub>3</sub>);  $\delta_c$  (125 MHz, acetone-*d*<sub>6</sub>) 158.8 (COO), 155.5 (COO), 135.5 (C, Ar), 128.4 (CH, Ar), 128.3 (CH, Ar), 128.1 (CH, Ar), 111.8 (CN), 111.2 (CN), 109.3 (CN), 108.3 (CN), 82.8 (C(CH<sub>3</sub>)<sub>3</sub>), 69.7 (CCH<sub>2</sub> or C(CN)<sub>2</sub>), 68.2 (CH<sub>2</sub>Ar), 58.8 (NCH<sub>2</sub>), 50.2 (CCH<sub>2</sub> or C(CN)<sub>2</sub>), 40.9 (CH<sub>2</sub>C(CN)<sub>2</sub>), 31.7 (CH<sub>2</sub>C(CN)<sub>2</sub>), 27.2 (C(CH<sub>3</sub>)<sub>3</sub>); MS (ESI<sup>+</sup>)  $m/z$  455 (MNa<sup>+</sup>); Anal. calcd for C<sub>22</sub>H<sub>20</sub>N<sub>6</sub>O<sub>4</sub>: C, 61.10; H, 4.66; N, 19.43%. Found: C, 61.17; H, 4.71; N, 19.05%.

***(3R\*,7S\*)-Di-tert-butyl 5,5,6,6-tetracyano-7-methyl-1,2-diazaspiro[3.3]heptane-1,2-dicarboxylate (9e)***

1,2-Diazetidene **2d** (51 mg, 0.18 mmol), TCNE (23 mg, 0.18 mmol) and CH<sub>2</sub>Cl<sub>2</sub> (3 mL) were reacted according to the general procedure for 16 h to give a 4:1 mixture of diastereomers. Purification by flash column chromatography (SiO<sub>2</sub>, 5:1 petrol / ethyl acetate) provided the major diastereomer (3R\*,7S\*)-**9e**

(54 mg, 73%) as a white solid: m.p. 65–68 °C;  $\nu_{\max}$  (neat)/cm<sup>-1</sup> 2981, 2937, 1717;  $\delta_{\text{H}}$  (500 MHz, acetone-*d*<sub>6</sub>) 4.94 (1H, d, *J* = 10.9 Hz, NCHH), 4.80 (1H, q, *J* = 7.0 Hz, CHCH<sub>3</sub>), 4.43 (1H, d, *J* = 10.8 Hz, NCHH), 1.70 (3H, d, *J* = 7.1 Hz, CHCH<sub>3</sub>), 1.55 (9H, s, C(CH<sub>3</sub>)<sub>3</sub>), 1.51 (9H, s, C(CH<sub>3</sub>)<sub>3</sub>);  $\delta_{\text{C}}$  (125 MHz, acetone-*d*<sub>6</sub>) 158.6 (COO), 153.8 (COO), 110.5 (CN), 109.1 (CN), 109.0 (CN), 108.6 (CN), 84.4 (C(CH<sub>3</sub>)<sub>3</sub>), 82.9 (C(CH<sub>3</sub>)<sub>3</sub>), 73.2 (CCH<sub>2</sub> or C(CN)<sub>2</sub>), 53.4 (NCH<sub>2</sub>), 48.4 (CCH<sub>2</sub> or C(CN)<sub>2</sub>), 45.5 (CHCH<sub>3</sub>), 37.3 (CHC(CN)<sub>2</sub>), 27.21 (C(CH<sub>3</sub>)<sub>3</sub>), 27.19 (C(CH<sub>3</sub>)<sub>3</sub>), 11.4 (CHCH<sub>3</sub>); MS (ESI<sup>+</sup>) *m/z* 435 (MNa<sup>+</sup>); Anal. calcd for C<sub>20</sub>H<sub>24</sub>N<sub>6</sub>O<sub>4</sub>: C, 58.24; H, 5.87; N, 20.38%. Found: C, 58.21; H, 5.91; N, 20.24%.

#### ***Diethyl 5,5,6,6-tetracyano-7,7-dimethyl-1,2-diazaspiro[3.3]heptane-1,2-dicarboxylate (9f)***

1,2-Diazetidene **2e** (50 mg, 0.21 mmol), TCNE (26 mg, 0.21 mmol) and CH<sub>2</sub>Cl<sub>2</sub> (3 mL) were reacted according to the general procedure for 16 h. Recrystallization from ethyl acetate provided **9f** (30 mg, 39%) as a white crystalline solid: m.p. 137–138 °C;  $\nu_{\max}$  (neat)/cm<sup>-1</sup> 2989, 2333, 1727;  $\delta_{\text{H}}$  (400 MHz, CD<sub>3</sub>CN) 4.46 (1H, d, *J* = 10.5 Hz, NCHH), 4.44–4.35 (2H, m, NCHH, CO<sub>2</sub>CHHCH<sub>3</sub>), 4.28–4.17 (3H, m, CO<sub>2</sub>CHHCH<sub>3</sub>, CO<sub>2</sub>CH<sub>2</sub>CH<sub>3</sub>), 1.68 (3H, s, C(CH<sub>3</sub>)(CH<sub>3</sub>)), 1.60 (3H, s, C(CH<sub>3</sub>)(CH<sub>3</sub>)), 1.32 (3H, t, *J* = 7.1 Hz, CO<sub>2</sub>CH<sub>2</sub>CH<sub>3</sub>), 1.27 (3H, t, *J* = 7.1 Hz, CO<sub>2</sub>CH<sub>2</sub>CH<sub>3</sub>);  $\delta_{\text{C}}$  (100 MHz, CD<sub>3</sub>CN) 159.2 (COO), 153.8 (COO), 109.8 (CN), 109.5 (CN), 109.1 (CN), 107.3 (CN), 76.3 (C), 63.0 (CO<sub>2</sub>CH<sub>2</sub>CH<sub>3</sub>), 62.9 (CO<sub>2</sub>CH<sub>2</sub>CH<sub>3</sub>), 53.9 (NCH<sub>2</sub>), 53.1 (C), 45.2 (C), 24.2 (C(CH<sub>3</sub>)(CH<sub>3</sub>)), 20.9 (C(CH<sub>3</sub>)(CH<sub>3</sub>)), 13.22 (CO<sub>2</sub>CH<sub>2</sub>CH<sub>3</sub>), 13.18 (CO<sub>2</sub>CH<sub>2</sub>CH<sub>3</sub>), one quaternary carbon not observed; MS (ESI<sup>+</sup>) *m/z* 393 (MNa<sup>+</sup>); HRMS (ESI/TOF-Q) *m/z* [M + H]<sup>+</sup> calcd for C<sub>17</sub>H<sub>19</sub>N<sub>6</sub>O<sub>4</sub> 371.1462; found 371.1465.

## **ASSOCIATED CONTENT**

### **Supporting Information**

Copies of <sup>1</sup>H, <sup>13</sup>C and <sup>19</sup>F NMR spectra for new compounds, and X-ray crystal structure (CIF) files for **3a**, **5a**, **6** and **9b**. This material is available free of charge via the Internet at <http://pubs.acs.org>.



## AUTHOR INFORMATION

### Corresponding Author

\*E-mail: [m.shipman@warwick.ac.uk](mailto:m.shipman@warwick.ac.uk)

## NOTES

The authors declare no competing financial interest.

## ACKNOWLEDGEMENTS

We thank the EPSRC, Novartis and the University of Warwick for financial support. The Oxford Diffraction Gemini XRD system for X-ray structure determination was obtained, through the Science City Advanced Materials project: Creating and Characterizing Next Generation Advanced Materials, with support from Advantage West Midlands.

## REFERENCES

- (1) For reviews, see (a) Zheng, Y.-J.; Tice, C. M. *Exp. Op. Drug Disc.* **2016**, *11*, 831. (b) Zheng, Y.; Tice, C. M.; Singh S. B. *Bioorg. Med. Chem. Lett.* **2014**, *24*, 3673. (c) Rios, R. *Chem. Soc. Rev.* **2012**, *41*, 1060.
- (2) For recent examples, see (a) Kirichok, A. A.; Shton, I.; Kliachyna, M.; Pishel, I.; Mykhailiuk, P. K. *Angew. Chem. Int. Ed.* **2017**, *56*, 8865. (b) Müller, G.; Berkenbosch, T.; Benningshof, J. C. J.; Stumpfe, D.; Bajorath, J. *Chem Eur. J.* **2017**, *23*, 703. (c) Griggs, S. D.; Thompson, N.; Tape, D. T.; Fabre, M.; Clarke, P. A. *Chem. Eur. J.* **2017**, *23*, 9262. (d) Suzuki, I.; Tsunoi, S.; Shibata, I. *Org. Lett.* **2017**, *19*, 2690. (e) Dobi, Z.; Holczbauer, T.; Soos, T. *Eur. J. Org. Chem.* **2017**, 1391. (f) Yang, K. C.; Li, J. L.; Shen, X. D.; Li, Q.; Leng, H. J.; Huang, Q.; Zheng, P. K.; Gou, X. J.; Zhi, Y. G. *RSC Adv.* **2017**, *7*, 21175. (g) Fjelbye, K.; Marigo, M.; Clausen, R. P.; Juhl, K. *Synlett*, **2017**, *28*, 231. (h) Chernykh, A. V.;

Tkachenko, A. N.; Feskov, I. O.; Daniliuc, C. G.; Tolmachova, N. A.; Volochnyuk, D. M.; Radchenko, D. S. *Synlett* **2016**, *27*, 1824. (i) Jones, B.; Proud, M.; Sridharan, V. *Tetrahedron Lett.* **2016**, *57*, 2811. (j) Smith, A. C.; Cabral, S.; Kung, D. W.; Rose, C. R.; Southers, J. A.; Garcia-Irizarry, C. N.; Damon, D. B.; Bagley, S. W.; Griffith, D. A. *J. Org. Chem.* **2016**, *81*, 3509. (k) Chambers, S. J.; Coulthard, G.; Unsworth, W. P.; O'Brien, P.; Taylor, R. J. K. *Chem. Eur. J.* **2016**, *22*, 6496. (l) Johansson, A.; Lofberg, C.; Antonsson, M.; von Unge, S.; Hayes, M. A.; Judkins, R.; Ploj, K.; Bentheimt, L.; Linden, D.; Brodin, P.; Wennerberg, M.; Fredenwall, M.; Li, L.; Persson, J.; Bergman, R.; Pettersen, A.; Gennemark, P.; Hogner, A. *J. Med. Chem.* **2016**, *59*, 2497. (m) Monleon, A.; Glaus, F.; Vergura, S.; Jorgensen, K. A. *Angew. Chem. Int. Ed.* **2016**, *55*, 2478. (n) Beadle, J. D.; Powell, N. H.; Raubo, P.; Clarkson, G. J.; Shipman, M. *Synlett* **2016**, *27*, 169.

(3) For a comprehensive review, see Carreira, E. M.; Fessard T. C. *Chem. Rev.* **2014**, *114*, 8257.

(4) Wermuth, C. G. *Med. Chem. Commun.* **2011**, *2*, 935.

(5) Cheng, K. C.-C.; Cao, S.; Raveh, A.; MacArthur, R.; Dranchak, P.; Chlipala, G.; Okoneski, M. T.; Guha, R.; Eastman, R. T.; Yuan, J.; Schultz, P. J.; Su, X.-Z.; Tamayo-Castillo, G.; Matainaho, T.; Clardy, J.; Sherman, D. H.; Inglese J. *J. Nat. Prod.* **2015**, *78*, 2411.

(6) Szucs, T. *Drugs* **1991**, *41*, 18.

(7) Bols, M.; Hazell, R. G.; Thomsen, I. B. *Chem. Eur. J.* **1997**, *3*, 940.

(8) Brown, M. J.; Clarkson, G. J.; Inglis, G. G.; Shipman, M. *Org. Lett.* **2011**, *13*, 1686.

(9) Xu, S.; Chen, J.; Shang, J.; Qing, Z.; Zhang, J.; Tang, Y. *Tetrahedron Lett.* **2015**, *56*, 6456.

(10) Okitsu, T.; Kobayashi, K.; Kan, R.; Yoshida, Y.; Matsui, Y.; Wada, A. *Org. Lett.* **2017**, *19*, 4592.

(11) Iacobini, G. P.; Porter, D. W.; Shipman, M. *Chem. Commun.* **2012**, *48*, 9852.

(12) For related 3-vinyl-1,2-diazetidines, see (a) Rajkumar, S.; Clarkson, G. J.; Shipman, M. *Org. Lett.* **2017**, *19*, 2058. (b) Cheng X.; Ma, S. *Angew. Chem. Int. Ed.* **2008**, *47*, 4581.

(13) Using more reactive methylenecarbene, made from  $\text{CH}_2\text{I}_2/\text{Et}_2\text{Zn}$ , we were not able to isolate the spirocycle.

- (14) Brahms, D. L. S.; Dailey, W. P. *Chem. Rev.* **1996**, *96*, 1585.
- (15) Wang, F.; Luo, T.; Hu, J.; Wang, Y.; Krishnan, H. S.; Jog, P. V.; Ganesh, S. K.; Prakash, G. K. S.; Olah, G. A. *Angew. Chem. Int. Ed.* **2011**, *50*, 7153.
- (16) Gillis, E. P.; Eastman, K. J.; Hill, M. D.; Donnelly, D. J.; Meanwell N. A. *J. Med. Chem.* **2015**, *58*, 8315.
- (17) Makosza, M.; Wawrzyniewicz, M. *Tetrahedron Lett.* **1969**, *10*, 4659.
- (18) Taylor, E. C.; Davies, H. M. L. *J. Org. Chem.* **1984**, *49*, 113.
- (19) Fatiadi, A. J. *Synthesis*, **1987**, 749.
- (20) We cannot exclude the possibility that the reaction proceeds with formation of the other C–C bond first, although on the basis of relative cation stability this would seem less likely.
- (21) Martin, D. B. C.; Nguyen, L. Q.; Vanderwal C. D. *J. Org. Chem.* **2012**, *77*, 17.
- (22) Mundal, D. A.; Lutz, K. E.; Thomson, R. J. *Org. Lett.* **2009**, *11*, 465.