


# BETTER MANURE FOR HEALTHY CROPS

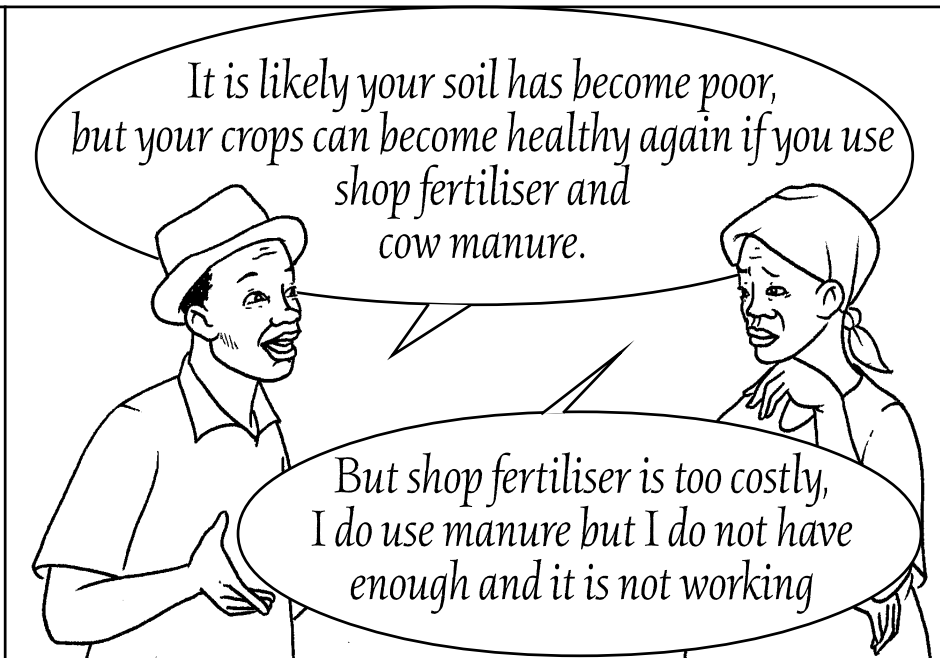


The local extension worker arrives at Joyce shamba


Good morning Joyce,  
you look worried what's the  
problem

Good Morning,  
Bwana Extension worker






Follow these steps to make better and more manure



Feed the animals with dairy meal and salts. Good fodder and feed will give you more and better manure, improve animal health and give you more milk.



Make sure you have good housing.  
Use zero grazing to collect more manure.



Take the slurry to the shamba each day



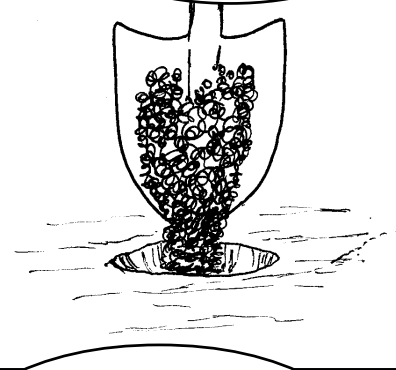
Heap and cover remaining dung and  
leftover feed and keep the manure for  
four months. Collecting, heaping  
and covering allows manure to  
mature and keep its  
nutrients



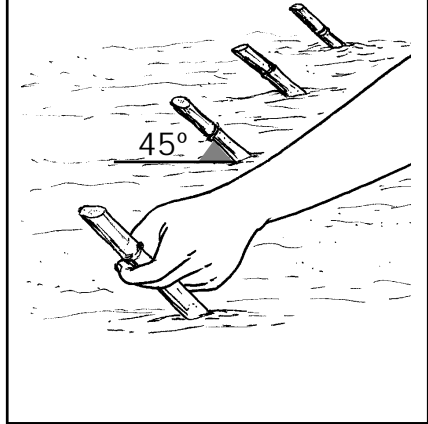
This is how to use manure.  
When planting maize put one  
handful in planting holes and  
cover the same day



Step 1. When planting napier  
put one spadeful of manure in  
planting holes and mix.



Step 2. Plant the  
cutting, or splits.



Step 3. After every  
cut, dig a furrow between  
the rows.



Step 4. Put  
manure in the furrow  
and cover



For other crops such as bananas and coffee, dig a furrow around the plant. Put manure and cover

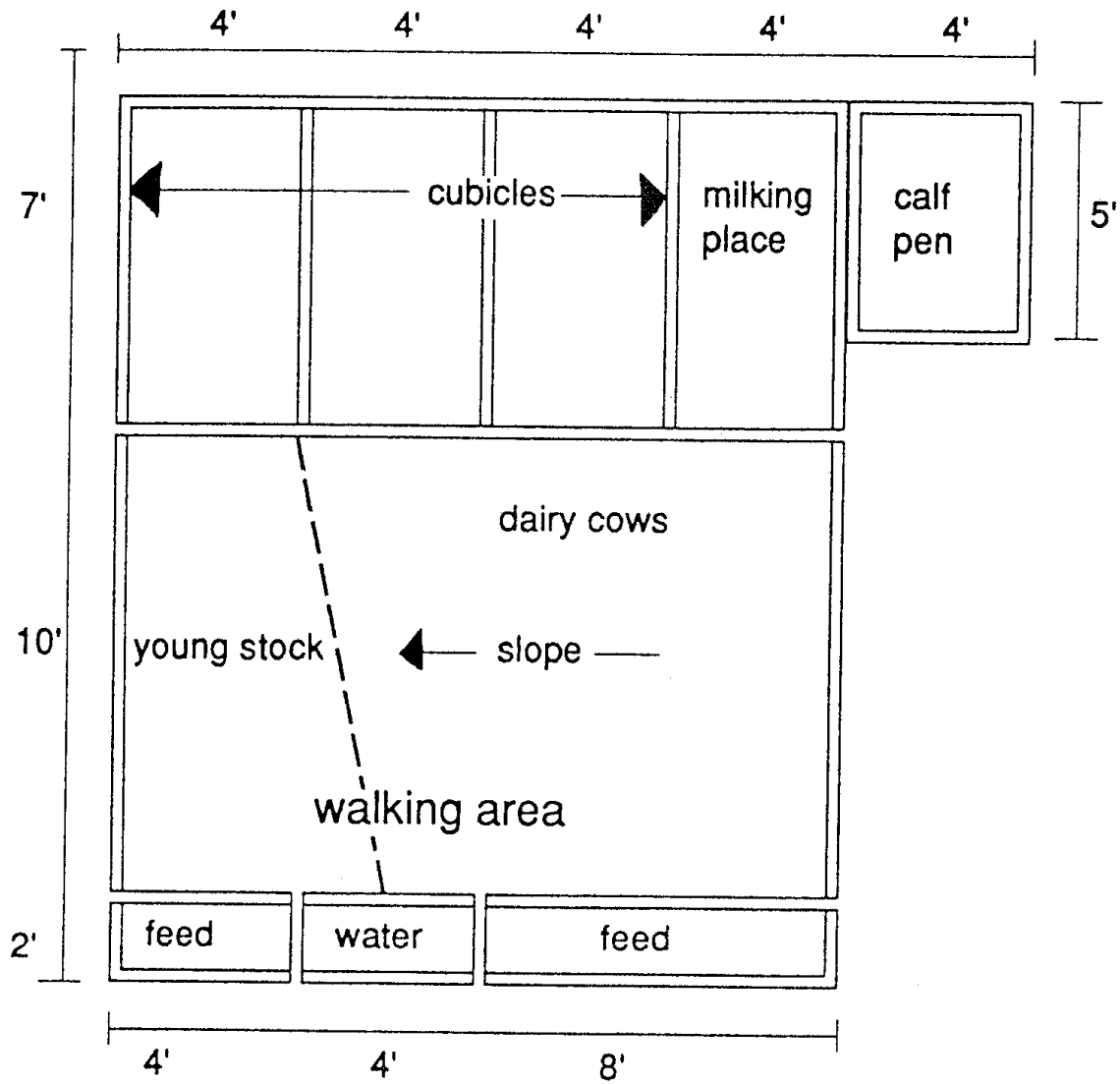


These steps are the best way to use manure for these crops. I have also brought you a plan for a zero grazing unit.





# The zero grazing unit



*Compiled by*  
**Francis Kihanda, Lucy Chege, Stephen Kimani, J.Kihanya and John Lekas**  
*Leaflet Supported & Funded by*  
**DFID through the Small Dairy Project**