

## **Mindfulness-based stress reduction (MBSR) for improving health, quality of life and social functioning in adults: a systematic review and meta-analysis**

Michael de Vibe, Arild Bjørndal, Sabina Fattah, Gunvor M Dyrdal, Even Halland, Emily E Tanner-Smith

A Campbell Systematic Review  
2017:11

Published: November 2017  
Search executed: November 2015



The Campbell Library comprises:

- Systematic reviews (titles, protocols and reviews)
- Policies and Guidelines Series
- Methods Series

Go to the library to download these resources, at:

[www.campbellcollaboration.org/library/](http://www.campbellcollaboration.org/library/)

***Better evidence for a better world***



# Colophon

---

<b>Title</b>	Mindfulness-based stress reduction (MBSR) for improving health, quality of life and social functioning in adults: a systematic review and meta-analysis
<b>Authors</b>	Michael de Vibe, Norwegian Public Health Institute, Oslo, Norway Arild Bjørndal, The Centre for Child and Adolescent Mental Health, Eastern and Southern Norway Sabina Fattah, The Centre for Child and Adolescent Mental Health, Eastern and Southern Norway Gunvor M Dyrdal, Norwegian University of Science and Technology, Gjøevik, Norway. Even Halland, Lovisenberg Hospital, Oslo, Norway Emily E Tanner-Smith, Vanderbilt University, USA
<b>DOI</b>	10.4073/csr.2017.11
<b>No. of pages</b>	264
<b>Citation</b>	de Vibe M, Bjørndal A, Fattah S, Dyrdal GM, Halland E, Tanner-Smith EE. Mindfulness-based stress reduction (MBSR) for improving health, quality of life and social functioning in adults: a systematic review and meta-analysis. <i>Campbell Systematic Reviews</i> 2017:11 DOI: 10.4073/csr.2017.11
<b>ISSN</b>	1891-1803
<b>Copyright</b>	© de Vibe et al. This is an open-access article distributed under the terms of the Creative Commons Attribution License, which permits unrestricted use, distribution, and reproduction in any medium, provided the original author and source are credited.
<b>Co-registration</b>	This review is co-registered within both the Cochrane and Campbell Collaborations. A version of this review can also be found in the Cochrane Library.
<b>Roles and responsibilities</b>	Arild Bjørndal suggested the update of this review. Michael de Vibe wrote the first draft of the review. Karianne Hammerstrøm, who is a research librarian, developed the search strategies. Arild Bjørndal wrote the methods sections of the protocol and Krystyna Kowalski designed the forms. Karianne Hammerstrøm and Brynhildur Axelsdottir carried out the searches. Michael de Vibe, Arild Bjørndal, Sabina Fattah, Gunvor M Dyrdal, Even Halland and Toril Eide selected studies and extracted data. Emily Tanner-Smith, Michael de Vibe, and Arild Bjørndal did the data analyses. Michael de Vibe and Arild Bjørndal wrote the review. All authors have commented on different versions of the manuscript.
<b>Editors for this review</b>	Editor: Brandy R. Maynard Managing editor: Catriona Shatford
<b>Sources of support</b>	The Norwegian Institute of Public Health and The Centre for Child and Adolescent Mental Health, Eastern and Southern Norway

**Declarations of interest** Michael de Vibe has carried out a research project on MBSR in Norwegian family practice that was published in the Norwegian Medical Journal in 2006 and is a MBSR instructor. He completed his doctorate based on a RCT trying out MBSR among students with Arild Bjørndal as his mentor. Michael de Vibe did not assess or extract data from his own studies, nor did Arild Bjørndal. Sabina Fattah, Gunvor M Dyrdal and Even Halland are MBSR instructors. None of the authors stand to gain financially from a positive or negative evaluation of MBSR.

---

**Corresponding author** Michael de Vibe  
Norwegian Institute of Public Health  
Oslo  
Norway  
E-mail: mdevibe@online.no  
Full list of author information is available at the end of the article

# Campbell Systematic Reviews

---

**Editor in Chief** Vivian Welch, University of Ottawa, Canada

## **Editors**

*Crime and Justice* David B. Wilson, George Mason University, USA  
Charlotte Gill, George Mason University, USA  
Angela Higginson, Queensland University of Technology, Australia

*Disability* Carlton J. Fong, Texas State University, USA

*Education* Sarah Miller, Queen's University Belfast, UK

*International* Birte Snilstveit, 3ie, UK

*Development* Hugh Waddington, 3ie, UK

*Social Welfare* Brandy Maynard, Saint Louis University, USA

*Knowledge Translation and Implementation* Aron Shlonsky, University of Melbourne, Australia

*Methods* Therese Pigott, Loyola University, USA  
Ryan Williams, AIR, USA

**Managing Editor** Chui Hsia Yong, The Campbell Collaboration

## **Co-Chairs**

*Crime and Justice* David B. Wilson, George Mason University, USA  
Peter Neyroud, Cambridge University, UK

*Disability* Oliver Wendt, Purdue University, USA  
Joann Starks, AIR, USA

*Education* Sarah Miller, Queen's University Belfast, UK  
Gary W. Ritter, University of Arkansas, USA

*Social Welfare* Brandy Maynard, Saint Louis University, USA

*Knowledge Translation and Implementation* Robyn Mildon, CEI, Australia  
Cindy Cai, AIR, USA

*International Development* Peter Tugwell, University of Ottawa, Canada  
Hugh Waddington, 3ie, UK

*Methods* Ariel Aloe, University of Iowa, USA

The Campbell Collaboration was founded on the principle that systematic reviews on the effects of interventions will inform and help improve policy and services. Campbell offers editorial and methodological support to review authors throughout the process of producing a systematic review. A number of Campbell's editors, librarians, methodologists and external peer reviewers contribute.

The Campbell Collaboration  
P.O. Box 4404 Nydalen  
0403 Oslo, Norway  
[www.campbellcollaboration.org](http://www.campbellcollaboration.org)

---

# Table of contents

<b>TABLE OF CONTENTS</b>	<b>4</b>
<b>PLAIN LANGUAGE SUMMARY</b>	<b>6</b>
<b>EXECUTIVE SUMMARY/ABSTRACT</b>	<b>8</b>
Background	8
Objectives	8
Search methods	8
Selection criteria	8
Data collection and analysis	9
Results	9
Authors' conclusions	10
<b>1. BACKGROUND</b>	<b>11</b>
1.1 The problem, condition or issue	11
1.2 The intervention	11
1.3 How the intervention might work	12
1.4 Why it is important to do the review	13
<b>2. OBJECTIVES</b>	<b>14</b>
<b>3. METHODS</b>	<b>15</b>
3.1 Criteria for considering studies for this review	15
3.2 Search methods for identification of studies	16
3.3 Data collection and analysis	17
3.4 Differences between the protocol and the review	22
<b>4. RESULTS</b>	<b>23</b>
4.1 Description of studies	23
4.2 Risk of bias in included studies	41
4.3 Synthesis of results	44
<b>5. DISCUSSION</b>	<b>78</b>
5.1 Summary of main results	78
5.2 Overall completeness and applicability of evidence	79
5.3 Quality of the evidence	80
5.4 Potential biases in the review process	81
5.5 Agreements and disagreements with other studies or reviews	81

5.6	Subgroup analyses	82
<b>6.</b>	<b>AUTHORS' CONCLUSIONS</b>	<b>84</b>
6.1	Implications for practice and policy	84
6.2	Implications for research	84
<b>7.</b>	<b>REFERENCES</b>	<b>86</b>
7.1	References to included studies	86
7.2	References to excluded studies	99
7.3	References to studies awaiting classification	123
7.4	References to ongoing studies	125
7.5	Additional references	125
<b>8.</b>	<b>INFORMATION ABOUT THIS REVIEW</b>	<b>133</b>
8.1	Review authors	133
8.2	Roles and responsibilities	135
8.3	Sources of support	135
8.4	Declarations of interest	136
8.5	Plans for updating the review	136
<b>9.</b>	<b>TABLES</b>	<b>137</b>
9.1	Characteristics of studies tables	137
9.2	Summary of findings tables	246
<b>10.</b>	<b>DATA AND ANALYSES</b>	<b>247</b>
10.1	Methodological quality graph	247
10.2	Methodological quality summary	247
<b>11.</b>	<b>APPENDICES</b>	<b>253</b>
11.1	Appendix 1: Study inclusion and exclusion form	253
11.2	Appendix 2: Coding and data extraction form	253
11.3	Appendix 3: Search terms	259

---

# Plain language summary

---

## Mindfulness training improves health and quality of life for adults

---

Mindfulness-based stress reduction (MBSR) is used to improve health, quality of life and social functioning. MBSR has a positive effect on mental health outcomes measured right after the intervention and at follow up. It also improves personal development, quality of life, and self-reported mindfulness.

---

## What is this review about?

---

Stress and stress-related mental health problems are major causes of illness and disability. MBSR is a group-based health promotion intervention to improve health and the way people deal with stress and life's challenges. The core ingredient is mindfulness training through physical and mental exercises practiced daily for eight weeks. The mindful non-judgmental attitude of being present with what arises is practiced in the formal exercises and in everyday situations. This review assesses the effect of MBSR programs on outcome measures of mental and physical health, quality of life and social functioning in adults.

### What is the aim of this review?

This review summarizes all studies that compare the effect of a MBSR program to a control group intervention, in which the participants had been randomly allocated to be in either the MBSR group or a control group. The review summarizes the results in two categories. First, where the effect of the MBSR program was compared to an inactive group (either a wait list group or one receiving ordinary care also received by the MBSR group). Second, where MBSR was compared with an alternative active group intervention.

---

## What studies are included?

---

The review summarizes 101 randomized controlled trials with a total of 8,135 participants from USA, Europe, Asia and Australia. Twenty-two trials included persons with mild or moderate psychological problems, 47 targeted people with various somatic conditions and 32 of the studies recruited people from the general population. Seventy-two studies compared MBSR to an inactive control group, while 37 compared MBSR to an active control intervention. Seven studies compared MBSR to both. Ninety-six studies contributed data to the meta-analyses, with data from 7,647 participants.



---

## **Is mindfulness effective?**

---

MBSR has a moderately large effect on outcome measures of mental health, somatic health, and quality of life including social function at post-intervention when compared to an inactive control. If 100 people go through the MBSR program, 21 more people will have a favourable mental health outcome compared to if they had been put on a wait-list or gotten only the usual treatment.

These results may be inflated by underreporting of negative trials and moderate heterogeneity (indicating differences between the trials).

MBSR has a small but significant effect on improving mental health at post-intervention compared to other active treatments. MBSR has the same effect as other active interventions on somatic health, and quality of life (including social function). There was no underreporting of negative trials, and heterogeneity (differences between trials) were small for mental health, moderate for quality of life and large for somatic health.

The effects were similar across all target groups and were generally maintained at follow-up (1–34 months). The effects were largely independent of gender and study sample. The effects seemed also largely independent of duration and compliance with the MBSR intervention. No studies report results regarding side-effects or costs.

Effects were strongly correlated to the effects on measures of mindfulness, indicating that the effects may be related to the increase in self-reported mindfulness.

Two thirds of the included studies showed a considerable risk of bias, which was higher among studies with inactive than active control groups. Studies of higher quality reported lower effects than studies with low quality. The overall quality of the evidence was moderate, indicating moderate confidence in the reported effect sizes. Further research may change the estimate of effect.

---

## **What do the findings of this review mean?**

---

Based on this review it is reasonable to consider MBSR a moderately well-documented method for helping adults improve their health and cope better with the challenges and stress that life brings. New research should improve the way the trials are conducted addressing the pitfalls in research on mind-body interventions.

---

## **How up-to-date is this review?**

---

The review authors searched for studies up to November 2015. This Campbell Systematic Review was published in October 2017.

---

# Executive summary/Abstract

---

---

## Background

---

There is an increasing focus on mind-body interventions for relieving stress, and improving health and quality of life, accompanied by a growing body of research trying to evaluate such interventions. One of the most well-known Programs is Mindfulness-Based Stress Reduction (MBSR), which was developed by Kabat-Zinn in 1979. Mindfulness is paying attention to the present moment in a non-judgmental way. The Program is based on old contemplative traditions and involves regular meditation practice. A number of reviews and meta-analyses have been carried out to evaluate the effects of meditation and mindfulness training, but few have adhered to the meta-analytic protocol set out by the Cochrane Collaboration and Campbell Collaboration, or focused on MBSR only. The first edition of this review was published in 2012 with a literature search done in 2010, comprising 31 studies. As the field is rapidly developing, an update is called for.

---

## Objectives

---

To evaluate the effect of Mindfulness-Based Stress Reduction (MBSR) on health, quality of life and social functioning in adults.

---

## Search methods

---

The following sources were searched, most recently in November 2015: PsycINFO (Ovid), MEDLINE (Ovid), EMBASE (Ovid), AMED (Allied and Complementary Medicine) (Ovid), CINAHL (Ebsco), Ovid Nursing Full Text Plus (Ovid), Cochrane Central Register of Controlled Trials (CENTRAL), British Nursing Index, (ProQuest), Eric (ProQuest), ProQuest Medical Library, ProQuest Nursing & Allied Health Source, ProQuest Psychology Journals, Web of Science, SveMed+, Social Services Abstracts, Sociological Abstracts and International Bibliography of Social Sciences.

---

## Selection criteria

---

The review included randomised controlled trials (RCTs) where the intervention followed the MBSR protocol developed by Kabat-Zinn, allowing for variations in the length of the MBSR courses. All target groups were accepted, as were all types of control groups, and no language restrictions were imposed.

---

## Data collection and analysis

---

Two reviewers read titles, retrieved studies, and extracted data from all included studies. Standardized mean differences (as Hedges'  $g$ ) from all study outcomes were calculated using the software Comprehensive Meta Analysis. The meta-analyses were carried out using the Robumeta Package within the statistical program R, with a technique for handling clusters of internally correlated effect estimates. We performed separate meta-analyses for MBSR compared to either waitlists or treatment as usual (WL/TAU – named inactive), and for MBSR compared to control groups that were offered another active intervention.

---

## Results

---

The review identified 101 RCTs including the 31 from the first review, with a total of 8,135 participants. Twenty-two trials included persons with mild or moderate psychological problems, 47 targeted people with various somatic conditions and 32 of the studies recruited people from the general population. Seventy-two studies compared MBSR to a WL/TAU control group, while 37 compared MBSR to an active control intervention. Seven studies compared MBSR to both a WL/TAU condition and to an active control group. Ninety-six studies contributed to the meta-analyses (based on information from 7,647 participants). Two thirds of the included studies showed a considerable risk of bias, and risk of bias was higher among studies with inactive than active control groups.

Post-intervention Hedges'  $g$  effect sizes for MBSR versus WL/TAU for the outcome measures of mental health, somatic health, and quality of life including social function were, respectively, 0.54 (95% CI 0.44, 0.63), 0.39 (95% CI 0.24, 0.54), and 0.44 (95% CI 0.31, 0.56). Some funnel-plot asymmetry points to a small degree of underreporting of negative trials. Heterogeneity was moderate for mental health and quality of life, and high for somatic health. Assuming a favourable outcome for 50% of the control group, the main finding of an effect size of 0.54 for improving mental health corresponds to a 65% chance that a random person from the treatment group will have a higher score than a person picked at random from the control group (probability of superiority). Another way of putting it, is that in order to have one more favourable mental health outcome in the treatment group compared to the control group at end of intervention, five people need to be treated (NNT=4.9, 95% CI 4.2, 5.9). Thus, if 100 people go through the treatment, 21 more people will have a favourable outcome compared to if they had been put on a wait-list or gotten the usual treatment. For 21 studies with follow-up data, the effect size was generally maintained at follow-up (1–32 months).

For the comparison of MBSR versus alternative psychosocial interventions at post-intervention there was a small, statistically significant difference in favour of MBSR improving mental health with a Hedges'  $g$  effect of 0.18 (95% CI 0.05, 0.30), and MBSR was not more effective than other active interventions on outcome measures of somatic health, 0.13 (95% CI -0.08, 0.34) and quality of life (including social function), 0.17 (95% CI -0.02, 0.35). Heterogeneity was low for mental health, moderate for quality of life and high for somatic health, and there was no funnel-plot asymmetry. Assuming a favourable outcome for

50% of the control group, the main finding of an effect size of 0.18 for improving mental health corresponds to a 57% chance that a random person from the treatment group will have a higher score than a person picked at random from the control group and the NNT=14, 95% CI 8, 50).

Since the measure of mental health includes outcomes from a larger proportion of the included studies compared to somatic health or quality of life, it is a more robust measure for the effect of the MBSR intervention. It is therefore treated as the main primary outcome for the meta-analyses. For all comparisons effect sizes were fairly similar across the range of target groups and the effects were generally maintained at follow-up (1–34 months). Effect sizes for measures of mental health were not particularly influenced by length of intervention, attendance or self-reported practice, but they were strongly correlated to the effects on measures of mindfulness, indicating that the effects of the MBSR intervention may be related to the increase in self-reported mindfulness. Sensitivity analyses with exclusion of studies with exceptional findings did not substantially change the results. A majority of studies suffered from risk of bias, and studies of higher quality reported lower effects than studies with low quality. We found no reports of side-effects or costs in any of the trials.

The overall quality of the evidence was moderate, indicating moderate confidence in the reported effect sizes. However, further research could impact on our confidence in the estimate of effect and may change the estimate.

---

## **Authors' conclusions**

---

MBSR has moderate effect on mental health across a number of outcome measures, for a range of target groups and in a variety of settings, compared to a WL or TAU control group. NNT was 4.9 (95% CI 4.2, 5.9) post-intervention; on par with other well-established interventions in the health service. The effect on somatic health is smaller, but still statistically significant. MBSR also seems to improve measures of quality of life and social function when compared to inactive control groups. MBSR improved mental health compared to other active psychosocial interventions, with a NNT = 14 (95% CI 8, 50), and had a similar effect on improving somatic health, and quality of life and social function.

For all comparisons, the effects were maintained at follow-up and correlated to effects on mindfulness. The quality of the evidence was moderate and should be improved in future studies. There were many studies with considerable bias, and heterogeneity was mostly moderate. In addition, there is indication of underreporting of negative studies when MBSR was compared to inactive controls. These factors might have influenced the results found.

MBSR might be an attractive option to improve health, handle stress, and cope with the strains of life. Ways to further strengthen the effect should be sought. All new trials should include measures of mindfulness and explore moderators and mediators of effects. New studies should register study protocols and adhere to guidelines for reporting of randomized controlled trials.

---

# 1. Background

---

## 1.1 The problem, condition or issue

---

Stress is ubiquitous in modern life and can negatively influence mental health, health, wellbeing and quality of life. Prevalence rates for distress and mild to moderate psychological problems are high among children, adolescents and adults alike, and chronic musculoskeletal pain is widespread. While our understanding of these mass phenomena is limited, stress is probably both a cause and a consequence. Stress is also part of our working life. In surveys carried out every five years in the EU, the respondents name stress as the second most common threat posed by the working environment, affecting a fifth of the work-force at any time (European Risk Observatory 2009). It can lead to increased risk of diseases (Chandola et al., 2008; Cohen et al., 2012). Likewise, there is mounting evidence that stress caused by traumatic life events increases the risk for chronic somatic and psychological problems that affect health and quality of life (McEwen, 2008); adverse childhood experiences being especially harmful (Brown et al., 2009; Kelly-Irwing et al., 2013).

Demands may be external, but stress is also generated from within. The stressors can be actual or imagined. How we handle situations, persons and emotions - becoming stressed or keeping calm - is therefore central to staying healthy, dealing with illness and enjoying life. Coping with stress and life challenges is a skill that can be developed.

---

## 1.2 The intervention

---

### 1.2.1 Mindfulness-Based Stress Reduction (MBSR)

A well described group-based mind-body intervention Program that has received a lot of attention is Mindfulness-Based Stress Reduction or MBSR (Kabat-Zinn, 1990). Mindfulness may be defined as the skill to non-judgementally observe sensations, thoughts, emotions and the environment, while encouraging openness, curiosity and acceptance. A Program to strengthen this skill was developed at the University of Massachusetts Medical Center in 1979 as an intervention to relieve stress, cope with illness and promote health. It is now being offered at many health care facilities and in other settings around the world. Target groups are typically people with chronic somatic or mental illnesses, such as chronic pain, cancer, anxiety, depression, and burn-out. In addition, it is offered to various non-clinical groups such as students, health care workers, care-givers, teachers, and to the general population.

MBSR is an eight-week group Program in mindfulness training. The standard Program has weekly sessions of 2 to 2½ hours and one all-day session after six to seven weeks. Sometimes

shorter weekly sessions (30-90 minutes) or fewer sessions (4-7) are offered and others omit the all-day session. The weekly sessions have standardized core elements consisting of different mental and physical mindfulness exercises. In particular body scan exercises, mental exercises focusing one's attention on the breath, physical exercises with a focus on being aware of bodily sensations, and practicing being fully aware during everyday activities. Essential to all parts of the Program is developing an accepting and non-reactive attitude to what one experiences in each moment. The intervention derives its roots from ancient Buddhist practices of Samatha (concentration) and Vipassana (insight) meditation and yoga exercises, but has been adapted and is described in Western terminology free from religious affiliation.

In addition to the mindfulness practice, there are teachings (and reflections) on stress, stress management, and how to apply mindfulness to interpersonal communication and everyday situations. In each session group members reflect together on what they experience when they practice mindfulness. Between the sessions participants are encouraged to practice for 30-45 minutes daily listening to audiotapes with guided exercises in body-scan, and mindfulness practices focusing on the breath as well as yoga stretching. The groups usually have 10-30 members and are led by one or two instructors.

---

### **1.3 How the intervention might work**

---

The MBSR Program provides systematic training in mindfulness as a self-regulation approach to stress reduction and emotion management. The intention is to foster increased awareness for what is happening in each moment, with an accepting attitude, without getting caught up in habitual thoughts, emotions and behavioural patterns. Increased awareness and acceptance allow for new ways to respond and cope in relation to oneself and the world around. Mindfulness training has been linked to changes in areas of the brain that are responsible for affect regulation and for how we react to stressful impulses, in turn influencing body functions such as breathing, heart rate, and immune function (Davidson et al., 2003; Hölzel et al., 2010; Lazar et al., 2005,). Brain studies of participants in a MBSR program showed changes in grey matter concentration in brain regions involved in learning and memory processes, emotion regulation, self-referential processing, and perspective taking (Hölzel et al., 2011).

Mediation analyses indicate that increases in self-compassion and mindfulness mediate MBSR's effects on worry and emotion regulation, highlighting their importance as key processes of change that underlie MBSR's outcomes (Keng, Smoski, Robins, Brantley, 2012). In addition to the reduction in worry and the resulting decrease in negative thoughts and emotions, there is also evidence indicating that mindfulness practice may cause an upward positive spiral of increased positive emotions and thoughts due to changes in the reappraisal of thoughts and emotions that arise during mindfulness practice (Garland 2015).

---

## 1.4 Why it is important to do the review

---

MBSR is becoming ever more widespread and it is important to find out if it works, for whom, and possibly under what circumstances. It is also of value to guide future research. This is an update of an earlier review published in 2012 (Vibe et al., 2012). It included 31 randomized controlled trials (RCTs), 26 of which could be used in the meta-analyses. Most studies used a wait-list control design; only three studies offered the control group an active intervention. Reviews published over the last few years generally suggest that MBSR is effective in reducing symptoms of anxiety, depression, and is helpful in stress-management, although a possible overreporting of positive effects in mindfulness studies has been described (Coronado-Montoya 2016). Most of the recent reviews have focused on particular target groups. Larger reviews have recently been performed, but they included both MBSR and other mindfulness based interventions such as mindfulness based cognitive therapy (Gotink 2016; Goyal , Singh, & Sibinga, 2014; Khoury et al., 2013). Although there is a clear overlap between various ways of integrating mindfulness into intervention programs, MBSR is of particular interest as it is the original and most widespread approach. The authors hoped to find more studies using an active treatment control group and more studies with longer follow-up.

---

## 2. Objectives

The objective of this review is to assess the effectiveness of MBSR in improving health, quality of life and social functioning in adults. Specifically, this review aims to answer the following research question: What are the effects of MSBR on physical health, mental health, quality of life and social functioning in adults who receive MBSR compared to adults in a waitlist, treatment as usual or other active comparison condition?



---

## 3. Methods

The protocol for the first edition of this review was approved in 2010 (Vibe 2010). We used the original protocol for this updated review.

---

### 3.1 Criteria for considering studies for this review

---

#### 3.1.1 Types of studies

Studies of mind-body interventions like MBSR are especially prone to bias introduced by self-selection to intervention or control. Hence, only RCTs were included. Based on our prior review and knowledge of studies conducted since our original review, we expected to find a sufficient number of such RCT studies.

#### 3.1.2 Types of participants

Since MBSR is a health promotion program that has been tried out on a variety of target groups, all types of participants were included. There were two exceptions; children and persons with severe cognitive impairment or severe mental illness. The effect of MBSR is thought to be dependent on the ability to pay attention and remember one moment to the next.

#### 3.1.3 Types of interventions

Studies on MBSR training Programs that were based on the elements set out in the protocol by Jon Kabat-Zinn (1990) were included. The intervention had to contain all four core elements of MBSR: body-scan exercises, mental exercises focusing one's attention on the breath, physical exercises with focus on being aware of bodily sensations, and practicing being fully aware during everyday activities. Studies with varying duration and intensity of the MBSR course were included. Studies that combined MBSR with other therapeutic approaches, such as cognitive therapy or art therapy were excluded.

Acceptable control groups were either a wait-list or treatment-as-usual (labelled by us as inactive control groups) or various active control groups. Treatment as usual comparisons entailed that both the MBSR and the control group received ordinary care for the condition they had, but only the MBSR group received the mindfulness intervention. Studies that compared MBSR with inactive controls were analysed separately from those comparing MBSR with active controls.

### **3.1.4 Types of outcome measures**

#### *3.1.4.1 Primary outcomes*

Primary outcomes were measures of mental health (anxiety, depression, stress/distress, and other measures of mental health), somatic health (self-reported physical health inventories and somatic measures such as antibodies, heart rate, respiratory and brain function), quality of life (only including measures designed specifically to measure quality of life, such as the WHO Quality Of Life Inventory, and health related quality of life measures like SF-36) and social functioning (such as the ability to work, sickness rates, and self-reported measures of social functioning such as The Social Functioning Questionnaire SFQ).

#### *3.1.4.2 Secondary outcomes*

Secondary outcomes were measures of personal development (e.g., self-acceptance, empathy, coping, and forgiveness), and measures of mindfulness. The different measurement scales are listed in Tables 1 and 2.

### **3.1.5 Duration of follow-up**

The effect of the intervention was estimated from baseline to the end of the MBSR course, and from baseline to any follow-up measurement point after that.

#### 3.1.6 Types of settings

The MBSR is a group Program, and all settings that used the MBSR in groups of participants were included.

---

## **3.2 Search methods for identification of studies**

---

Appendix 3 contains full documentation of all the search terms used.

The Cochrane Collaboration search strategy includes a RCT search filter for identifying randomized trials in MEDLINE and this was used when searching this database. This filter was subsequently modified for other database searches. Since the search for the first edition of this review in 2012, the term mindfulness is now a subject heading in some of the databases and hence was applied in this update search which ended in November 2015. The review also included a search in the CINAHL database where without any time limit.

### **3.2.1 Electronic searches**

The following sources were searched in October 2015.

PsycINFO (Ovid)

MEDLINE (Ovid)

EMBASE (Ovid)

AMED (Allied and Complementary Medicine) (Ovid)

CINAHL (Ebsco)

Ovid Nursing Full Text Plus (Ovid)

Cochrane Central Register of Controlled Trials (CENTRAL)

British Nursing Index (ProQuest)  
Eric (ProQuest)  
ProQuest Medical Library  
ProQuest Nursing & Allied Health Source  
ProQuest Psychology Journals  
Web of Science  
SveMed+  
Social Services Abstracts  
Sociological Abstracts  
International Bibliography of Social Sciences

### **3.2.2 Searching other resources**

Reference lists from the articles under consideration were examined. In addition, a search for 'grey literature' trials and for ongoing studies registered at [www.clinicaltrials.gov](http://www.clinicaltrials.gov) and [www.isrctn.com/](http://www.isrctn.com/) was carried out. No publication or geographic restrictions were applied.

---

## **3.3 Data collection and analysis**

---

### **3.3.1 Selection of studies**

Two reviewers independently started to read 100 abstracts to exclude obviously irrelevant reports. After checking the quality of this process (both excluded the same 85 abstracts), one reviewer continued to do the initial screening. Any citation deemed potentially relevant was reviewed by the other reviewer. When in doubt the article was retrieved in full text. Inclusion and exclusion of full-text studies was performed independently by two reviewers both with content and methodological competence. They read all retrieved studies to determine whether they met our selection criteria (Appendix 1). Readers were not blinded as to journal name, author names, author affiliation or results. Disagreements were resolved by discussing with a third author who also had methodological expertise. We corresponded with investigators, where necessary, to attempt clarification of study eligibility. Studies that met the screening criteria, but did not meet the full inclusion criteria when reviewed in full text are listed in the Characteristics of excluded studies table with reasons for exclusion. Multiple reports of the same study were linked together.

### **3.3.2 Data extraction and management**

Information on study design and implementation, sample characteristics, intervention characteristics, outcomes and outcome data was extracted from the studies and entered into a paper form (Appendix 2). A coding list incorporated in the data extraction form was piloted on two papers at the outset of the data collection phase. Two reviewers independently extracted data from all studies. Disagreements were resolved by discussing with a third reviewer with methodological expertise.

### **3.3.3 Assessment of risk of bias in included studies**

Risk of bias was evaluated according to criteria set out in the Cochrane Handbook (Higgins & Green, 2008). Hence, two independent reviewers judged sequence generation, allocation concealment, blinding of outcome by assessors, completeness of outcome data, outcome reporting and other sources of bias, resulting in a risk of bias score from 0-6, with higher numbers indicating a lower risk of bias. We performed further analysis of the quality of evidence related to each of the primary outcomes using the GRADE approach (Guyatt et al., 2008; Higgins & Green, 2008), rating the quality of the body of evidence as 'high', 'moderate', 'low', or 'very low'.

### **3.3.4 Measures of treatment effect**

As expected, only outcome data from (a number of) ordinal scales were found; no binary data were identified. We therefore calculated standardised mean differences (as Hedges' g values) using the Comprehensive Meta-Analysis program, which is able to accept a variety of different data formats (Borenstein, Hedges, Higgins, & Rothstein, 2009). Effect sizes were calculated for gain scores (post-minus pre-measurements in the control group were subtracted from post-minus pre-measurements in the treatment group). These results were then standardised using the post-test pooled standard deviation. In twenty-one studies the effect sizes were calculated from other data: a) from the F values for the difference in change in the MBSR and control group (Astin, 1997; Arefnasab et al., 2013; Farb, Segal, & Anderson, 2013; Gaylord et al., 2011; Grossman et al., 2010; Hoge et al., 2013; Murphy, 1994; Nyklicek & Beugen, 2013), b) from the difference in mean change between the MBSR and control group and the corresponding p-values (Baker, Costa, Guarino, & Nygaard, 2014; Cohen-Katz, Wiley, Capuano, Baker, & Shapiro, 2005; Creswell, Myers, Cole, & Irwin, 2009; Hartmann et al., 2012; Johansson, Bjuhr, & Ronnback, 2012; Lengacher et al., 2014; MacCoon, MacLean, Davidson, Saron, & Lutz, 2012; Moynihan et al., 2013; Pipe et al., 2009; Polusny et al., 2015; Würtzen et al., 2013), and c) from the difference in mean change between the MBSR and control group and the corresponding p-values (Kilpatrick et al., 2011; Pickut et al., 2013).

In studies that reported related outcomes, for example for anxiety, we used all outcomes, as the robust standard error approach adjusts for this.

All effect sizes are expressed using Hedges' g values (Hedges & Olkin, 1985); positive values indicate beneficial effects of the MBSR intervention. In addition to describing conventional (and arbitrary) categories of low, moderate and large effects, we have explained effects in terms of probability of superiority (using Cohen's U<sub>3</sub>; see Lipsey & Wilson, 2001) and numbers needed to treat (Citrome, 2014). To calculate numbers needed to treat we used Kristoffer Magnusson's tool: <http://rpsychologist.com/d3/cohend/>. It should be noted that, for continuous outcomes, the "probability of superiority" and NNT include any improvement. These measures are most meaningful with dichotomous outcomes.

### **3.3.5 Unit of analysis issues**

We assessed the unit of analysis of all the trials and found one study (Carson, Carson, Gil, & Baucom, 2004) that randomized couples (44 couples; 88 individuals) to conditions rather

than individuals. This study reported effect size estimates separately for women (44 individuals) and men (44 individuals); our synthesis only included those individual level, gender-specific effect sizes, and therefore the robust standard error approach (see Data synthesis) handled the dependencies arising from the multiple effect sizes available from the study. Because the effect sizes from this study did not suffer from unit of analysis errors (i.e., effect sizes were at the level of individuals and not couples), no cluster corrections were needed for the standard errors of the effect sizes from that study. In future updates to this review, , we will, if needed, correct for clustering using the corrections recommended in the Cochrane Handbook (Chapter 16).

### **3.3.6 Dealing with missing data**

We contacted study authors to attempt to obtain missing information (e.g. information about standard deviations). Most authors did not respond or could not retrieve the data. Some studies presented data visually and this made it possible to read data from the graphs (Anderson, Lau, Segal, & Bishop, 2007; Cohen-Katz, Wiley, Capuano, Baker, & Shapiro 2005; Davidson et al., 2003; MacCoon et al., 2012; Malarkey, Jarjoura, & Klatt, 2013; Plews-Ogan, Owens, Goodman, Wolfe, & Schorling, 2005; Shapiro, Schwartz, & Bonner, 1998; Williams, Kolar, Reger, & Pearson, 2001). In other instances, we calculated standard deviations using standard errors, confidence intervals, t-values or p-values that related to the differences between the means in two groups (Anderson, Lau, Segal, & Bishop, 2007; Davidson et al., 2003; Lengacher et al., 2009; Moritz et al., 2006; Plews-Ogan, Owens, Goodman, Wolfe, & Schorling, 2005; Williams, 2001). We were left with five studies where lack of information prevented us from including them in the meta-analysis (Alterman, Koppenhaver, Mulholland, Ladden, & Baime 2004; Corsica, Hood, Katterman, Kleinman, & Ivan, 2014; Dykens et al., 2014; Lengacher et al., 2014; Wells et al., 2014). In addition, MacCoon (2014) gave some additional results to the primary study (MacCoon et al., 2012).

Means and standard deviations were included as provided by the study publications irrespective of the handling of missing data in the primary analysis. We chose unadjusted means where this was available and used the Intent-to-treat data when these were available.

### **3.3.7 Assessment of heterogeneity**

The degree of heterogeneity was evaluated both informally (by checking the overlap of the confidence intervals) and statistically (by estimating the total heterogeneity using Tau<sup>2</sup> values (where <0.05 indicates low heterogeneity). The percentage of the total variability due to heterogeneity was estimated using I<sup>2</sup> values; 0% representing no heterogeneity, 50% indicating moderate heterogeneity and 75% indicating high heterogeneity (Higgins, 2003).

### **3.3.8 Assessment of reporting and publication biases**

Possible reporting biases was examined reading the articles and checking whether all outcomes mentioned in the method sections were reported in the result sections. Publication bias was examined using funnel plots and tests for funnel plot asymmetry using Egger's regression test (Egger, Smith, Schneider, & Minder, 1997). Three trial registries were also searched to see how many of the studies had been registered before the start of the trials;

ClinicalTrials.gov, the Standard Randomized Controlled Trial Number Register, and the World Health Organization's International Clinical Trials Registry Platform.

### **3.3.9 Data synthesis**

All analyses were conducted with random effects models. When evaluating the outcomes for mental health, the results were first grouped separately into four constructs, namely: anxiety, depression, stress/distress, and other measures of mental health. The majority of the studies included multiple measures of the same construct and multiple effects sizes were typically available for the same individuals. Since the covariance structure of these effect sizes was not reported in any of the studies we used a newly developed robust statistical technique for estimating standard errors under such circumstances (Hedges, Tipton, & Johnson, 2010).

This technique calculates standard errors using an empirical estimate of the variance; it does not require any assumptions regarding the distribution of the multiple dependent effect size estimates. Those assumptions that are required are minimal and generally met in practice. Simulation studies show that both confidence intervals and p-values generated this way typically reflect the correct size in samples, requiring as few as ten studies for the estimation of an average effect size, or between 20-40 studies for the estimation of a slope (Hedges, 2010). This more robust technique is therefore beneficial because it allows all of the effect size estimates to be included in meta-analyses.

An important feature of this more robust standard error analysis is that the results are valid regardless of the weights used. For efficiency purposes, we calculated the weights using a method proposed by Hedges and colleagues (2010). This method assumes a simple random-effects model in which study average effect sizes vary across studies ( $\tau^2$ ) and the effect sizes within each study are equicorrelated ( $\rho$ ). The method is approximately efficient, since it uses approximate inverse-variance weights: they are approximate given that  $\rho$  is, in fact, unknown and the correlation structure may be more complex. For all analyses, weights were used based on estimates of  $\tau^2$  and  $I^2$ , assuming  $\rho = 0.80$ . Though not reported here, sensitivity tests were also conducted using a variety of  $\rho$  values; these indicated that the general results and estimates of the heterogeneity ( $\tau^2$  and  $I^2$ ) were robust to the choice of  $\rho$ .

In addition to estimating an average effect for each of the four mental health constructs we also calculated an average effect for mental health across all the studies and measures. Clinicians commonly view anxiety, depression, and psychological stress/distress as different constructs. However, the actual questions used in the different inventories (many of which are fairly similar) and correlations between questions (which are often high) cast doubt over whether the standard methods of measuring anxiety and depression do in fact always tap into different constructs.

Social function was most often assessed as part of quality of life measures and only four studies reported effect on work ability (Barrett et al., 2012; de Vibe & Moum, 2006; Pbert et al., 2012 and Wong et al., 2011). Social function was therefore grouped together with quality of life outcomes.

There were a great variety of physical health measures, including measures of cognitive and brain function. These were analysed together as somatic health.

The robust standard error approach was also used to evaluate the outcomes of somatic health, quality-of-life measures, personal development and mindfulness, as well as for varying lengths of follow-up.

### **3.3.10 Subgroup analysis and investigation of heterogeneity**

For theoretical and empirical reasons, we expected, by and large, similar effects across the various target groups, varieties of the intervention, and reported outcomes. Nevertheless, the following subgroup analysis was undertaken in order to explore potential differences in effects. This was done on any measures of mental health as the majority of studies contributed such outcome measures, making the subgroup analyses more robust. The a priori hypotheses tested in the first edition of the review were revised somewhat based on our findings in the first review (Vibe, 2012). The subgroup analyses were performed separately for studies comparing MBSR with inactive and active control groups.

- Clinical and non-clinical samples, expecting a similar effect in studies of patients with established health problems compared to studies where participants were recruited from the general population, based on findings in our first review.
- Psychological and somatic conditions, expecting a similar effect in studies of participants with psychological distress compared to studies of people with somatic problems, based on the findings in our first review.
- Effect of length of the MBSR intervention, expecting a similar effect in studies that used a shorter MBSR Program compared to a standard approach, based on the findings in our first review.
- Effect of compliance, expecting a somewhat larger effect in studies where participants generally attended most of the Program versus studies where attendance was lower, and where people spent more rather than less time practicing at home. Actual home practice is often not accurately reported, and we hoped we would find more studies where this was done.
- Effect of follow-up time for studies with follow-up data, expecting effect sizes to diminish over time in studies with a longer follow-up period.
- Risk of bias, expecting a somewhat larger effect in studies with higher risk of bias.
- Gender, expecting a similar effect in studies with different gender distribution.

Each of these questions was investigated using a separate bivariate meta-regression model. Each model was estimated using the robust standard error method outlined above (Hedges, 2010). Since this method uses degrees of freedom based on the number of studies (rather than the total number of effect sizes), first estimated individual bivariate meta-regression models was chosen to examine the effect of each characteristic (clinical vs non-clinical

samples, clinical somatic vs clinical psychological samples, length of MBSR intervention, attendance, follow-up time, risk of bias, percent of female participants, and if the analysis was based on an intention-to-treat effect). Tables 7 and 14 provide a correlation matrix showing the bivariate associations between each of these variables for comparisons of MBSR vs inactive and active controls. To address potential confounding among these variables and in response to peer reviewer comments, Tables 8 and 15 also presents post-hoc analysis results from multivariable meta-regression models that simultaneously examined the variables available for the majority of included studies: clinical vs non-clinical samples, length of MBSR intervention, risk of bias, percent of female participants, and if the analysis was based on an intention-to-treat effect.

Finally, we regressed the post-intervention effect size of mindfulness on the post-intervention mental health effect size for those studies reporting both outcomes in order to assess the strength of the relationship between self-reported mindfulness and mental health outcomes.

### **3.3.11 Sensitivity analysis**

Sensitivity analyses for outliers were performed, excluding exceptional effect sizes that were three or more inter-quartile ranges above or below the upper or lower hinges of the effect size distribution, in order to assess the effect of outliers on the estimated effect sizes for mental health. This was done separately for comparisons using inactive and active control groups.

---

## **3.4 Differences between the protocol and the review**

---

The use of the robust standard error approach in the analysis was not described in the protocol as the method was published after the protocol was accepted.

The suggested sensitivity analysis was handled by subgroup analysis, due to concerns about risk of bias and whether authors claimed to have done an ITT analysis. Further sensitivity analyses omitting outliers among the studies were performed.

Compliance was suggested both as a moderator and as part of the set of subgroup analyses. We chose the latter route.

In addition to bivariate meta-regression models in the subgroup analyses, this review presents post-hoc analysis results from multivariable meta-regression models that simultaneously examined the variables available for the majority of included studies: clinical (vs non-clinical) samples and length of the MBSR Program.

We looked at mindfulness as a mediator using regression of mindfulness on mental health effect at post-intervention.



---

# 4. Results

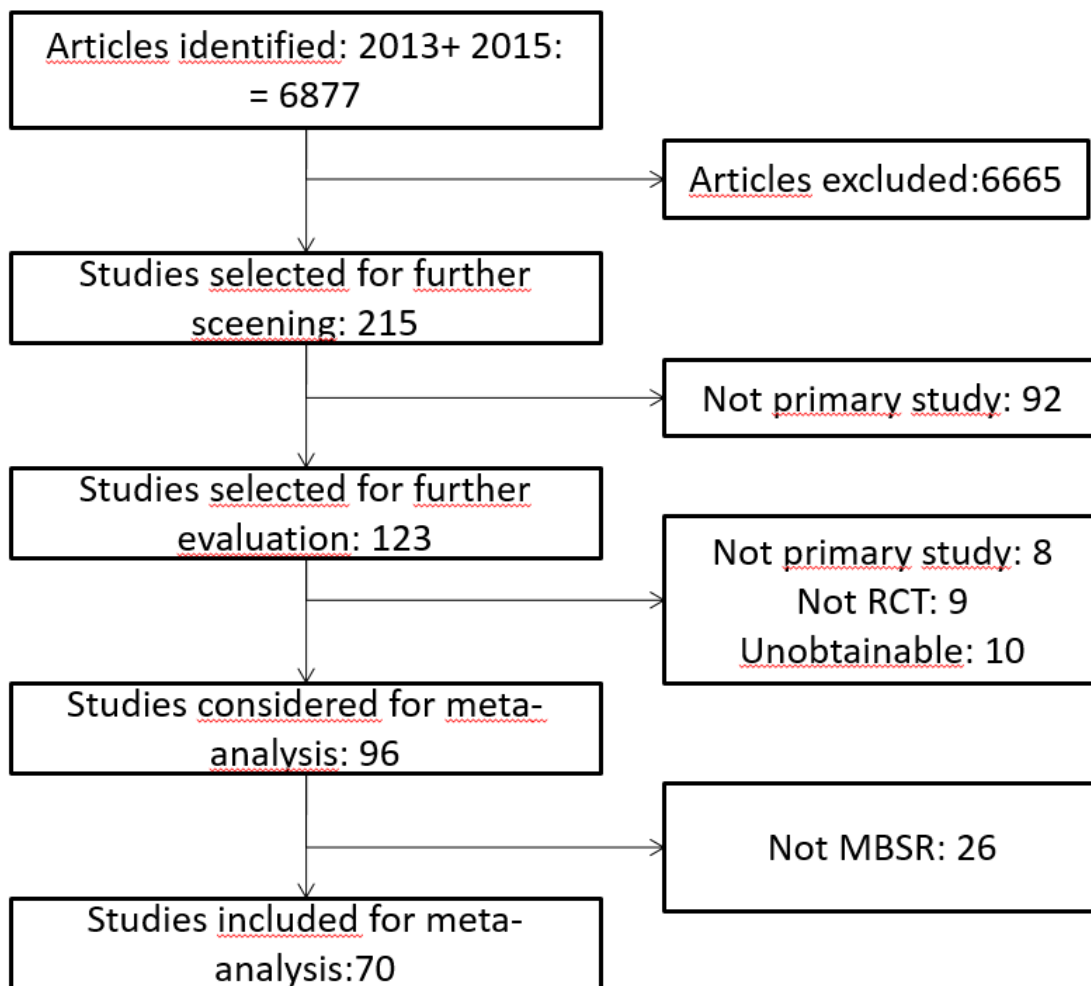
---

## 4.1 Description of studies

---

### 4.1.1 Results of the search

The first search for this review was undertaken in 2013 and we used the same search strategy as in 2008 and 2010. In addition, a more extensive search strategy was used in October 2015, as several of the databases now had mindfulness as a search term. Figure 1 describes the flow diagram for the search process.



**Figure 1: Flow diagram for inclusion of studies**

The two most recent searches yielded a total of 6,877 potentially relevant articles. Based on our screening and inclusion criteria we identified 101 studies that met inclusion criteria, including the 31 from the first edition of this review, with a total of 8,135 participants who were randomized to MBSR or a control group (Table 1).

**Table 1: Study characteristics**

Study name	Target Group	Outcome Measures	F-up (ms)	N	MBSR Practice hours	Min/day	Attendance %	Women %	ITT / Non-ITT
Alterman 2004	Substance abusers	ASI, SF-36-Vit, SF-36 PH, SF-36 MH, SAS, LOT, LAP-R, PANAS-Pos	5	31	23			58	Non-ITT
Amutio 2015	Physicians	Basic relaxation, Positive energy, Transcendence, Core-mindfulness, FFMQ		72	28			57	ITT
Anderson 2007	Healthy adults	BAI, BDI, Anger Rum scale, Anx Sens Index, Novaco Anger Inv, PANAS neg, PANAS pos, PSWQ, Rumination scale, TMS		86	16	18	65		Non-ITT
Arch 2013	Anxiety disorders	CSR, MASQ-AAS, BDI, PSWQ	3	105	17		70	17	ITT
Arefnasab 2013	Pulm. injured veterans	SF36, FEV1, FEV1/FVC, FVC		40	16			0	Non-ITT
Astin 1997	Undergrad. students	GSI,, INSPIRIT, Shapiro control I		28	16	18		96	Non-ITT
Baker 2014	Urge incontinence	BladderQOL, HRQL, Total IE, UIE		30	16			100	ITT
Banth 2015	Chronic low back pain	SF-12 MH, SF-12 PH, McGill Pain	1	88	12			100	Non-ITT
Barrett 2012	Acute resp. infection	STAI, STAI Anx, PSS, PANAS neg, PANAS pos, LOT, Ryff-PR soc supp, SF-12 MH, SF-12 PH, A/Brisbane H1N1, A/Brisbane H3N2, B/Brisbane, PSQI, MAAS, Mean ARIdays, AreaUTCseverit	3	154	20			82	Non-ITT

**Table 1: Study characteristics**

Study name	Target Group	Outcome Measures	F-up (ms)	N	MBSR Practice hours	Min/day	Attendance %	Women %	ITT / Non-ITT
Blom 2014	Hypertension	24-h BP diast, 24-h BP syst, Awake BP diast, Awake BP syst, Night BP diast, Night BP syst		101	26			63	Non-ITT
Brown 2013	Chr musl.scel. pain	PSOCQ contemp, PSOCQ engagem, SF-36 MH, SF-36 PH, IPAQ, Laser pain, SF-McGill affective, SF-McGill sensory, MAAS		28	20			75	Non-ITT
Bränström 2010	Cancer patients	HADS Anx, HADS Depr, IES-avoidance, IES-hyperarousal, IES-intrusion, PSS, PSOM, FFMQ AA, FFMQ D, FFMQ NJ, FFMQ NR, FFMQ O, Coping self-efficacy	4	71	16		73	98,6	ITT
Carmody 2011	Hot flushes	HADS anx, PSS, Overall QOL, Sleep quality		110	27			100	Non-ITT
Carson 2004	Normal couples	BSI men, BSI women, Ind relax IRI men, Ind relax IRI wom, INSPIRIT men, INSPIRIT wom, LOT optimism men, LOT optimism wom	3	57	27	32	80	50	Non-ITT
Cohen-Katz 2005	Nurses	MBI depers, MBI emot exh, MBI pers acc, MAAS		27	26			100	Non-ITT
Corsica 2014	Stress related eating	PSS, EADES (Eating and Appraisal Due to Emotions ann Stress Q), Weight	1,5	53	6			98	ITT
Creswell 2009	HIV	CD4+Tlymf		40	22		57	7	Non-ITT
Creswell 2012	Healthy older adults	Log CRP, Log IL6, KIMS		48	23		90	80	ITT

**Table 1: Study characteristics**

Study name	Target Group	Outcome Measures	F-up (ms)	N	MBSR Practice hours	Min/day	Attendance %	Women %	ITT / Non-ITT
Davidson 2003	Healthy workers	STAI anx, ABtiter rise		41	26	7		43	Non-ITT
de Veer 2009	Stutters	Anx aboutspeech, PSS, Attitude, Coping, LCB, Self-efficacy fluency, Self-efficacy trust		37	20		80	22	Non-ITT
de Vibe 2006	Students	SCL-5, QOLWHO general, QOLWHO soc fun, Subj H Compl		144	26		81	12	Non-ITT
de Vibe 2013	Students	GHQ12, MBI-s, PMSS, SWB, FFMQ AA, FFMQ D, FFMQ NJ, FFMQ NR, FFMQ O		288	15	5	76	76	ITT
Duncan 2012	HIV	BDI, PSS, PANAS neg, PANAS pos, ART side eff.bother, ART side effects, Side effects, Side effects bother, FFMQ AA, FFMQ D, FFMQ NJ, FFMQ O	4	76	30	60		14	ITT
Dykens 2014	Mothers of autism ch.	BDI, BAI, PSI (Parent Distress Index), LSS (life satisfaction scale), PWB	2, 4, 6	243	9			100	ITT
Erogul 2014	Students	PSS, Resilience S, SCS	6	81	15	6	46		Non-ITT
Esmer 2010	Failed back surgery pas.	CPAQ, Analgesic medic, PSQI, RMDQ, VAS pain		40	22			44	Non-ITT
Farb 2013	Normal adults	IA recriutm ant gyr, IA recriutm insula, Resp Frequency, Resp Volume		36	26	31		75	Non-ITT
Flook 2013	Teachers	GSI, MBI Depression, MBI EmotExh, MBI PersAcc, CLASS ClsOrg, CLASS EmotSupp, CLASS InstrSupp, SCS Hum, AGN Tot Com, Cortisol, Sustained		18	26	22		89	Non-ITT

**Table 1: Study characteristics**

Study name	Target Group	Outcome Measures	F-up (ms)	N	MBSR Practice hours	Min/day	Attendance %	Women %	ITT / Non-ITT
Fogarty 2015	Revmatoid Arthritis	Attention, FFMQ AA, FFMQ D, FFMQ NJ, FFMQ NR, FFMQ O DAS28-CRP, Early morning stiffness, Pain VAS, Patient global ass, Morning stiffness, Pain, DAS28-CR	2, 4	51	22			88	ITT
Friskvold 2009	Heart disease	CES-D, PSS, DASS, BMI, PSQI, WT/Ibs, CAM	2	40	26	29		100	Non-ITT
Garland 2014	Cancer and insomnia	C-SOSI, POMS, DBAS, ISI, PSQI, SE Actigraphy, SE Diary , SOL Actigraphy, SOL Diary, TST Actigraphy, TST Diary, WASO Actigraphy, WASO Diary	5	111	18			61	ITT
Gaylord 2011	Irritable Bowel Syndr.	BSI, Pain Catastroph, Reinterpreting pain, IBS-QOL, IBS severity, Visceral sensitivity, FFMQ AA, FFMQ D, FFMQ NJ, FFMQ NR, FFMQ O, BSI-18 anx, BSI-18 depr, BSI-18 general severity, IBS-QOL, BSI-18 somatization, IBS severity, VSI, FFMQ		75	20			100	Non-ITT
Gayner 2012	HIV	HADS anx, HADS depr, IES total, PANAS neg, PANAS pos	4	117	30	60		0	ITT
Goldin 2012	Sosal Anxiety Disorder	LSAS-SR, Neg Selfendors, Pos Selfendors, Sheehan Disability Dcale, KIMS		56	26			55	ITT
Gross 2010	Solid organ transplant	STAI state, CES-D, QOL VAS, SF-12 MH, SF-12 PH, SF-36 Pain, SF-36 Vitality, Health VAS, PSQI	6, 12	30	26	29		45	Non-ITT

**Table 1: Study characteristics**

Study name	Target Group	Outcome Measures	F-up (ms)	N	MBSR Practice hours	Min/day	Attendance %	Women %	ITT / Non-ITT
Gross 2011	Chronic insomnia	STAI state, CES-D, DBAS, HRQOL, SF-12 MH, SF-12 PH, Diary SOL min, Diary TST, Diary WASO, Diary Sleep effic, ISI total score, PSQI, Sleep self-eff, Actigr Sleep effic, Actigr SOL, Actigr TST, Actigr WASO	5	138	26	23		73	Non-ITT
Grossman 2010	Multiple Sclerosis	STAI, CES-D, MFIS, HAQUAMS, PQOLC	6	150	27	30	92	79	ITT
Hartmann 2012	Diabetes	PHQ-9 depression, PHQ-9 stress, SF-12 MH, SF-12 PH, 24h BP, ACTH, Albuminuria, BMI, Diast BT, fGlucose, GFR (ml/min*1,73m2), HbA1c, HDL-C, Hip-to-waist-ratio, LDL-C, max. syst BP (mmHg), max.dias.BP (mmHg), mean carotid IMT, metanephrine (pg/ml), normetanephrine (pg/ml), serum-Cholesterol, serum-cortisol (ug/dl), serum-creatinine (mg/dl), Syst BT, triglyceride, Urinary AlbCrR	10	110				22	ITT
Henderson 2012	Cancer (breast)	GSI, ActiveBehCoping, ActiveCogCoping, AvoidanceCoping, CECS, FACT Spirituality, MMAC Avoidance, MMAC Helpless, SOC Compr, SOC Meaning, FACT EmoWB, FACT SocFamilyWB	2, 10, 22	172	26			100	Non-ITT
Hoffman 2012	Cancer (breast)	POMS, FACT-B, FACT-ES, WHO-5	1	229	22			100	Non-ITT

**Table 1: Study characteristics**

Study name	Target Group	Outcome Measures	F-up (ms)	N	MBSR Practice hours	Min/day	Attendance %	Women %	ITT / Non-ITT
Hoge 2013	Sosal Anxiety Disorder	BAI, CGI-S, HAM-A, SSPS, PSQI		93	20			51	Non-ITT
Hou 2014	Family care givers	STAI state, STAI trait, CES-D, PSS, CRSE-OR, CRSE-UT, SCS, SF-12 MH, SF-12 PH, FFMQ		141	16			83	ITT
Huang 2015	Mental distress	GHQ12, PSS, Job control, Job demands, Fatigue	1, 2	144	16			44	ITT
Hughes 2013	Prehypertention	Diast BP, Syst BP		56	20		89	57	ITT
Jain 2007	Students	GSI, DER Distraction, DER Rumination, INSPIRIT		81	12	45		81	Non-ITT
Jazaieri 2012	Sosal Anxiety Disorder	LSAS-SR, SIAS-S, BDI, PSS, RSES, ULS-8, SCS, SWLS	3	56	27	30		52	ITT
Jedel 2015	Ulcerative colitis	BDI, PSQ, STAI, PHCS, IBDQ-Total, 24-hour Cortisol, ACTH, Calprotectin, CRP, IL-10, IL-6, IL-8, US-DAI, MAAS	12	55	20			56	ITT
Jensen 2012	Normal adults	PSS, AUC <sub>1</sub> , AUC <sub>g</sub> , MAAS		48	27		87	66	Non-ITT
Johansson 2012	Stroke or tr. brain dam.	MFS, TMT B, TMT C		29	26			57	NonITT
Johns 2015	Cancer fatigue	GAD7 Anx, PHQ-9 depression, FSI % of days, FSI fatigue days, FSI severity, FSI interference, SDS, SF-36 vitality, ISI Sleep dist	1	35	14	35	88	94	ITT
Kang 2009	Nursing students	STAI, BDI, PW1-SF		41	16			100	ITT

**Table 1: Study characteristics**

Study name	Target Group	Outcome Measures	F-up (ms)	N	MBSR Practice hours	Min/day	Attendance %	Women %	ITT / Non-ITT
Kearney 2013	PostTraumatic Stress D.	PHQ-9 depression, PCL-C, BADS, SF-8 MCS, SF-8 PCS, FFMQ	4	47	27			21	ITT
Kilpatrick 2011	Normal adults	Aud/SAl BA 19, Aud/SAl BA18, Aud/Sal BA9/32, Aud/Sal OP, Executive ctl BA40, Lat vis BA23, Lat vis BA4, Lat vis BA5, Med vis BA24/32, Med vis BA30, Med vis BA30/17, Sensimotor BA30, Sensimotor BA31, MAAS		31	27	48	90	100	Non-ITT
Klatt 2008	Normal adults	PSS, PSQI		45	6	17	80	75	Non-ITT
Koszycki 2007	Generalized Anx.D.	LSAS-SR Avoid, LSAS-SR Fear, SIAS-S, SPS, BDI, CGI-IllnessSeverity, InterperSensM, QOL		53	27,5		85	53	ITT
la Cour 2015	Chronic pain	HADS anx, HADS depr, Catastophic thinking, Control over pain, Minimizing pain, Pain acceptance, total score, Pain willingness, SF-36 PH, SF-36 MH, SF-36, vitality, BPI, average score		109	28		87	85	ITT
Lengacher 2009	Cancer (breast)	STAI state, STAI trait, CES-D, Distress, Fatigue, PSS, Sadness, LOT, Enjoyment of life, General activity, Housework, Mood, Relationship, Walking, % Activated T cells, %CCD3+IL-4,PHA, %CD3+IFNy,PHA, B lymphocytes, CD3+, CD4+, CD4+/CD8+, CD8+, Disturbed sleep, Drowsy, Dry mouth, Lack of appetite, Nausea, Nkcells, Numbness,		84	12	30	80	100	ITT



**Table 1: Study characteristics**

Study name	Target Group	Outcome Measures	F-up (ms)	N	MBSR Practice hours	Min/day	Attendance %	Women %	ITT / Non-ITT
Lengacher 2014	Cancer (breast)	Pain, Shortness of breath, Th1/Th-2,PHA, Total lymphocytes, Trouble remembering, Vomiting ActigEfficiency, ActigLatencySleep, ActigMinSleep, ActigMinWakeup, ActigNoWakeup, PSQI, Sleep diary duration, Sleep diary latency	1,5	142	12			100	Non-ITT
Lengacher 2014a	Cancer (breast)	ActigEfficiency	1,5	79	12			100	ITT
MacCoon 2012	2 - normal adults	GSI, Thermal pain	4	63	28			82	Non-ITT
Majid 2012	1b - GAD	BAI, BDI, PSWQ		31	16			0	Non-ITT
Malarkey 2013	Normal adults	Cortisol mean, CRP, IL-6, TMS	6, 12	186	9	15		88	Non-ITT
Manotas 2012	Normal adults	BSI, PSS, AAQ-II flexibility, ESQ rumination, FFMQ		131	8			90	Non-ITT
Moritz 2006	Mood disturbance	POMS, SF-36 MH	1	165	12	18	65	82	ITT
Morone 2008	Chr. low back pain	CPAQ, SF-36 MH, SF-36 PH, MPQ-SF		37	12	32	84	57	Non-ITT
Moss 2015	Older adults	GSI, AAQ-II, SCS, SF36 MH, SF36 MH, SF36 PF, FFMQ AA, FFMQ D, FFMQ NJ, FFMQ NR, FFMQ O		39	16			82	ITT
Moynihan 2013	Older adults	PANAS pos, IgG, MAAS, Trials B/A	1, 6	201	27			62	Non-ITT

**Table 1: Study characteristics**

Study name	Target Group	Outcome Measures	F-up (ms)	N	MBSR Practice hours	Min/day	Attendance %	Women %	ITT / Non-ITT
Murphy 1995	2- prisoners	NegSelf-focusResp, Self-focus/negS-f, STAXI, STAXI Contol, STAXI In, STAXI Out, STAXI State, STAXI Trait, Cortisol20/40min, Cortisol20/60min		31	12			0	Non-ITT
Murrey 2004	Sex offenders	PANAS neg, PANAS pos, Coping Str I appr, Coping Str I avoid, Coping U Sex I, Neg Mood reg S,		27	12	35		82	Non-ITT
Neece 2014	Parents	CES-D, FIQ, PSI, SWLS		46	22			78	Non-ITT
Nyclicek 2008	Distress	MQ Vital exhaustion, PSS, PANAS neg, PANAS pos, WHOQOL, MAAS		60	26			67	ITT
Nyclicek 2013	Distress	PSS, PANAS neg, Diast BP, Syst BP, Trait NegAffect, Trait SocInhibition		146	26			71	Non-ITT
Oman 2008	Students	PSS, RRQ, ADHS hope, HFS forgiveness, IRI empathy, SCS self-compassion, SWB, MAAS	2, 12	30	12		83	87	Non-ITT
Ong 2014	Chronic insomnia	ISI, PSAS, SE Actigraphy, SE Diary, SE PSG, TST Actigraphy, TST Diary, TST PSG, TWT Actigraphy, TWT Diary, TWT PSG	3, 6	54	26			74	ITT
Pbert 2012	Chronic astma	PSS, AQOL, FEV1, PEF, PEF Var, Short term medic.	6, 12	83	26		62	67	ITT
Pickut 2013	Parkinson	GMD Amygdala, GMD Caudate, GMD Cerebellum , GMD Cerebellum ant, GMD Hippoc ParaHipp, GMD Hippocampus, GMD Occipital , GMD Occipital lobe lg, GMD Temporal lobe ig, GMD Temporal lobe mg, GMD Thalamus		30	20	55	97	48	Non-ITT

**Table 1: Study characteristics**

Study name	Target Group	Outcome Measures	F-up (ms)	N	MBSR Practice hours	Min/day	Attendance %	Women %	ITT / Non-ITT
Pipe 2009	Nurse leaders	GSI, Caring Efficacy Scale		33	10			98	Non-ITT
Plews-Ogan	Chronic Musc.Sc. pain	SF-12 MH, Pain unpleasa	1	30	20		79	77	Non-ITT
Polusny 2015	PostTraumatic Stress D.	PHQ9, PCL, WHOQOL-BREF, CAPS, FFMQ	2	116	22		77	16	ITT
Pradhan 2007	Revmatoid Arthritis	GSI, PWBScale, Dis activity, MAAS	4, 6	63	26	8	85	87	ITT
Reich 2014	Breast cancer	Cog/ps symptoms, Fatigue, GI symptoms		41	16			100	ITT
Robins 2012	Normal adults	ACS, CFQ, DERS, PSWO, RRS, SAES-Ex, SAES-In, SCS, FFMQ		56	27			84	Non-ITT
Rosenkranz 2013	Normal adults	GSI, Cortisol AUC, Flare size, MSC, TSST Cortisol	4	49	27	33		80	Non-ITT
Schmidt 2011	Fibromyalgia	STAI, CES-D, HRQOL, FIQ, GCQ, PPS affective, PPS sensory, PSQI, FMI	2	177	27			100	ITT
SeyedAlinaghi 2012	HIV	SCL-90, CD4, MSCL	3, 6, 9, 12	173	27			31	Non-ITT
Shapiro 1998	Health care prof.	STAI state, STAI trait, GSI, Empathy, INSPIRIT		18	18			56	Non-ITT
Shapiro 2005	Sudents	BSI, MBI, PSS, SCS, SWLS		38	16				Non-ITT
Song 2015	Sudents	DASS-A, DASS-D, DASS-S, MAAS		50	16			82	Non-ITT

**Table 1: Study characteristics**

Study name	Target Group	Outcome Measures	F-up (ms)	N	MBSR Practice hours	Min/day	Attendance %	Women %	ITT / Non-ITT
Specia 2000	Cancer outpatients	SOSI, POMS		109	11		85	71	ITT
Surawy 2005	Chronic fatigue	HADS Anx, HADS Depr, CFS, SF-36 PH		44	20		75	56	Non-ITT
Tacon 2003	CardioVascular D.	STAI state, CECS, PF-SOC Reactive, SF-36 PH, Catecholamin, Cortisol, Heart rate, Tidal volume, Ventilation		20	16			100	Non-ITT
Vieten 2008	Pregnant w/mood dist.	STAI state, CES-D, PSS, ARM, PANAS neg, PANAS pos, MAAS		31	16	11	90	100	Non-ITT
Vøllestad 2011	Anxiety disorders	BAI, STAI state, STAI trait, BDI, SCL-90, PSWQ, BIS, FFMQ	6	76	26	34	77	67	ITT
Weissbecker 2002	Fibromyalgia	PSS, BDI, SOC, CAR mean, Corisol mean, FIQ ph funct, FIQ sympt sev, FSI, SSQ, VASpain	2	91	26		69	100	ITT
Wells 2013	Mild cognitive impairm.	fMRILeftHippoc		14	22			57	Non-ITT
Wells 2014	Migraine	Migraine frequency and severity, HIT-6 (Headache Impact Test-6), MIDAS (Migraine Disability Assessment), MQOL (Migraine specific Quality of Life), PHQ-9, STAI, PSS, FFMQ, HMSSES (Headache Management Self-Efficacy Scale)	1	19	22			90	ITT

**Table 1: Study characteristics**

Study name	Target Group	Outcome Measures	F-up (ms)	N	MBSR Practice hours	Min/day	Attendance %	Women %	ITT / Non-ITT
Whitebird 2013	Stress in caregivers	STAI, CED-S, PSS, Subjective stress burden, Caregiver burden, Social support total, Subjective demand burden, SF-12 MH, SF-12 PH	4	78	25	29	91	89	ITT
Williams 2001	Stress	DSI, GSI, MSCL	3	103	28		83	73	Non-ITT
Wong 2011	Chronic pain	STAI state, STAI trait, CES-D, POMS depression, Pain-related distress, POMS anger hostility, POMS confusion, POMS fatigue inertia, POMS tension anxiety, POMS vigor activity, SF-12 MH, SF-12 PH, Pain intensity, Sick leaves	3, 6	99	27			29	ITT
Würtzen 2013	Breast cancer	CES-D, SCL-90 anx, SCL-90 depr, FACIT-Sp, BCPT, optimal sleep 7-8, sleep probl index I, sleep probl.index II, sleep quantity/h, FFMQ	4, 10, 12	336	21			100	ITT
Zernicke 2013	Irritable Bowl Syndr.	C-SOSI, POMS, FACIT-sp, IBS-QOL, IBS-SSS	6	90	23	20	67	90	ITT

**Notes:**

AAQ-II= Acceptance and Action Questionnaire-II, A/Brisbane H1N1(and H3N2)= influenza virus antibody, AB titre=Influenza Antibody Titre, ACTH= Adrenocorticotrophic hormone, Actigr SE= Actigraphy sleep efficiency, Actigr SOL= Actigraphy sleep onset latency, Actigr MinSleep= Actigraphy minimum sleep at night, Actigr WASOMin= Actigraphy minutes of wake after sleep onset, Actigr WASONo= Number of wakeing bouts, Actigr TST= Actigraphy total sleep time, Actigr TWT= Actigraphy Total Wake Time, ActiveBehCoping= Active behavioural coping, ActiveCogCoping= Active cognitive coping, ACS= Affective control scale, % Activated T cells, ADHS= Adult dispositional hope scale, AGN Tot Com= Affective Go No Go

task total commissions, Albuminuria, Analgesic medic= Analgesic medication, Anger Rum S=Anger Rumination Scale, Anx Sens I=Anxiety Sensitivity Index, Anx aboutspeech= Anxiety about speech, AQOL= Asthma related quality of life, AreaUTCseverity= Area under the curve severity, ARM=Affect Regulation Measure, ART side effects= Anti-retroviral therapy side effects (bother and severity), ASI=Addiction Severity Index, AUC= Area under the curve, Aud/SAL (BA 9,18,19,32 andOD)= Auditory/Saliency area, AvoidanceCoping, BAI=Beck Anxiety Index, Basic Relaxation, 24h BP= 24 hour Blood Pressure (systolic and diastolic), Awake BP= Awake blood pressure (systolic and diastolic), B lymphocytes, B/Brisbane= B Brisbane lymphocytes, BADS= Behavioural Activation for Depression Scale, BCPT= Breast Cancer Prevention Trial eight point checklist, BDI=Beck Depression Inventory, BIS= Bergen Insomnia Scale, BladderQOL= Bladder-related Quality of Life, BMI= Body Mass Index, BPI= Brief Pain Inventory, BSI= Basic Symptom Inventory (general, anxiety, depression, somatization), Calprotectin, CAM= Cognitive and Affective Mindfulness Scale, CAPS= Clinician Administered PTSD Scale, CAR Mean= Cortisol Awakening Response, Caregiver burden, Caring Efficacy Scale, Catastrophic thinking, Catecholamin, CD(3,4,8)= lymphocytes, CECS=Courtauld Emotional Control Scale, CES-D=Centre for Epidemiologic Studies Depression Scale, CFS=Chalder Fatigue Scale, CFQ= Cognitive Failures Questionnaire, CGI=Clinical Global Impression, Cholesterol, 24-hour Cortisol, CLASS= Observer rated teacher classroom behavior (with subscales), Coping, Coping self-efficacy, Coping Str I= Coping Strategy Index (approach and avoidance), Coping U Sex I= Coping Using Sex Inventory, Core Mindfulness, CPAQ=Chronic Pain Acceptance Questionnaire, Cortisol (mean, morning, 20/40min, 20/60min), creatinine, CRP= C-reactiv protein, CRSE= Care-giver Self-efficacy Scale, CSI=Coping Strategy Index, CSR= Clinician Severity Rating, CUSI=Coping Using Sex Inventory, DAS28=Disease Activity Scale, DASS= Depression, Anxiety and Stress Scale, DER= Daily Emotion Report, DERS= Difficulties in Emotion Regulation Scale ( distraction and rumination subscale), Diary SOL min= Diary sleep onset latency, Diary TST= Diary Total Sleep Time, Diary TWT= Diary Total Wake Time, Diary WASO= Diary Waking After Sleep Onset, Diary SE= Diary Sleep Efficiency, Dis activity= Disease Activity, Distress, Disturbed sleep, Drowsy, Dry mouth, DSI=Daily Stress Inventory, Early morning stiffness, ECRS=Empathy Construct Rating Scale, Empathy, Engagement activity, Enjoyment of life, ESQ rumination=Emotional Style Questionnaire, FACIT-Sp= Functional Assessment of Cancer-Spiritual wellbeing, FACT= Functional Assessment of Cancer Therapy (with subscales), Fatigue, FSI= Fatigue Symptom Inventory (with subscales), FEV1= Forced Expiratory Volume 1 second, FEV/FVC= Forced Expiratory Volume/Forced Vital Capacity, FFMQ= Five Facet Mindfulness Questionnaire (with subscales), fGlucose= fasting Glucose, FIQ= Fibromyalgia Impact Questionnaire (with subscales), Flare size, FMI= Friburgh Mindfulness Inventory, fMRILeftHippoc= functional MRI Left Hippocampus, GAD7 Anx= Patient Health Questionnaire Generalized Anxiety Disorder, GCQ= Giessen Complaint Questionnaire, General activity, GFR (ml/min\*1,73m2)= Glomerular Filtration Rate, GHQ12= General Health Questionnaire, GI symptoms= Gastro-intestinal Symptoms, GMD= Grey Matter Density (different brain regions), GSI= General Severity Index from the Hopkins Symptom Checklist-90, HADS= Hospital Anxiety and Depression Scale, HAM-A= Hamilton Anxiety Scale, HAQUAMS=Hamburg Quality of Life Questionnaire in Multiple Sclerosis, HbA1c= Heamoglobin A1c, HDL-C= High Density Lipoprotein, Health VAS= Health Visual Analogue Scale, Heart rate, HFS= Heartland Forgiveness Scale, Hip-to-waist-ratio, Housework, HR=Heart Rate, HRQOL= Health-Related Quality of

Life, IA recruit= Interoceptive Attention Recruitment (different brain areas), IBDQ= The Inflammatory Bowel Disease Quality of Life questionnaire, IBS severity= Inflammatory Bowel Syndrome Severity, IBS QOL= Inflammatory Bowel Syndrome Quality of Life, IES-R=Impact of Event Scale-Revised (subscales for intrusion, avoidance and hyperarousal, INSPIRIT= Index of Core Spiritual Experience, IgG= Immunoglobulin G, IL-6, 8 og 10= Interleukin, IPSM=Interpersonal Sensitivity measure, IRI=Individual Relaxation Index, IRI= Interpersonal Reactivity Index (with subscales), ISI= Insomnia Severity Index, ITT= Intention to treat analysis, Job control, Job demands, KIMS= Kentucky Inventory of Mindfulness Skills, Lack of appetite, LAP-R= Reker`s Life Attitude Profile-Revised, Laser pain, Lat vis BA4,5 and 23= Lateral visual cortex, LCB=Locus of Control of Behaviour Scale, LOT= Life Orientation Test, LSAS=Liebowitz Social Anxiety Scale (Fear and Avoidance subscales), LSRDS=Liebowitz Self-Rated Disability Scale, MAAS=Mindfulness Attention Awareness Scale, MASQ-AAS= Mini Mood and Anxiety Symptom Questionnaire-Anxious Arousal subscale, MBI= Maslach Burnout Inventory (subscales for Emotional Exhaustion, Depersonalization and Personal Accomplishment), MBI-s= Maslach Burnout Inventory – Student version, MBSR= Mindfulness Based Stress Reduction, McGPQ=McGill Pain Questionnaire Short Form, Mean ARIdays= Mean Acute Respiratory Infection days, mean carotid IMT= mean Carotid Intima Media Thickness, Med vis BA24/32, 30 and 30/17= Medial visceral cortex, metanephrine (pg/ml), MFIS= Modified Fatigue Impact Scale, MFS= Mental Fatigue Scale, Minimizing pain, MMAC= Mental Adjustment to Cancer Scale (subscales), Mood, Morning stiffness, MPQ-SF= MQ=Maastricht Questionnaire, MSCL=Medical Symptom Checklist, N Anger I= Novaco Anger Inventory, Nausea, Neg Selfendors= Negative Self-endorsement, NegSelf-focusResp= Negative Self-focus on Respiration, Night BP= Night Blood Pressure (systolic and diastolic), NKcells= Normocytic Killer Cells, NMRS=Negative Mood Regulation Scale, normetanephrine (pg/ml), Novaco Anger Inv= Novaco Anger Inventory, Numbness, optimal sleep 7-8, Overall QOL= Overall Quality of Life, Pain (various aspects like acceptance, strength, willingness, catastrophizing, distress) PANAS= Positive and Negative Affect Scale, Patient global ass= Patient Global Assessment, PCL= PSTD Checklist, PEF= Peak Expiratory Flow (and variability), PF-SOC=Problem-Focused Styles of Coping, PHCS= Perceived Health Competence Scale, PHQ-9= Patient Health Questionnaire (with subscales), PMSS= Perceived Medical School Stress, POMS= Profile of Mood States (with subscales), Pos Selfendor= Positive Self-endorsement, positive energy, PPS (with subscales)= Pain Perception Scale (with subscales), PQOLC=Profile of Health-Related Quality of Life in Chronic Disorders, PSG SE= Polysomnography Sleep Efficiency, PSG TST= Polysomnography Total Sleep Time, PSG TWT= Polysomnography Total Wake Time, PSI= Perceptions of Stuttering Inventory, PSOCQ= Pain Stages Of Change Questionnaire (with subscales), PSOM= Positive States of Mind, PSQ= Perceived Stress Questionnaire, PSQI=Pittsburgh Sleep Quality Index, PSAS= Pre-Sleep Arousal Scale, PSS=Perceived Stress Scale, PW1-SF= Psychosocial Wellbeing short form, PWBScale= Psychological Wellbeing Scale, PSWQ=Penn State Worry Questionnaire, PUS=Pain Unpleasantness Scale, PWS=Positive Well-Being Scales, QoLI=Quality of Life Inventory, Vital Exhaustion, QOL VAS= Quality of Life Visual analogue scale, QOLWHO= Quality of Life World Health Organisation Brief inventory (with subscales), Reinterpreting pain, Relationship, Resilience S= Resilience Scale, Resp Frequency= Respiratory frequency, Resp Volume= Respiratory volume, RMDQ= Roland Morris Disability Questionnaire, RRQ= Rumination and Reflection Questionnaire, RRS= Ruminative Responses Scale, RSES= Rosenberg Self-Esteem Scale,

RSQ=Rumination Scale of the Response Styles Questionnaire, Rumination scale, Ryff-PR soc sup= Ryff's Positive Relationship to others social support scale, S-24= Attitude towards speech situations, Sadness, SAES= Spielberger Anger Expression Scale (with subscales), SAS=Hovden Spirituality Assessment Scale, SCI=Shapiro Control Index, SCL-5= Hopkins Symptom Checklist-5, SCL-90 dep= Hopkins Symptom Checklist 90 (with subscales), SCS=Self-Compassion Scale (with subscales), Sensitivity Measure, SDS= Sheehan Disability Scale, Sensimotor BA30 and BA31= Sensimotor cortex, SESAS=Self-Efficacy Scale for Adults who Stutter, SF-8 MH= Health Survey Questionnaire-Mental summary score, SF-8 PH= Health Survey Questionnaire-Physical summary score SF-12 MH= Health Survey Questionnaire-Mental summary score, SF-12 PH= Health Survey Questionnaire-Physical summary score, SF36 PH= Health Survey Questionnaire - Physical Summary Score, SF36 MH= Health Survey Questionnaire - Mental Summary Score, SF-36-Vit= Health Survey Questionnaire-Vitality subscale, SF-McGill= Short Form McGill Pain Questionnaire (with subscales), Shapiro control I= Shapiro Control Inventory, SheehanDS= Sheehan Disability Index, SHC= Ursin Subjective Health Complaints, Short term medic.= Short term medication, Shortness of breath, SIAS=Social Interaction Anxiety Scale, Sick leaves, Side effects, Sleep diary duration, Sleep diary latency, sleep probl index (I and II), Sleep quality, sleep quantity/h, Sleep self-eff= Sleep self-efficacy, SOC=Sense of Coherence (with subscales), SOSI=Symptoms of Stress Inventory, Social support total, SPAQ= Survey of Pain Attitude Questionnaire, SPS=Social Phobia Scale, SSC=Speech Situation Checklist, SSPS= Self Statements during Public Speaking scale, SSQ= Stanford Sleep Questionnaire, STAI Trait= Spielberger State-Trait Anxiety Inventory, STAXI= State-Trait Anger Expression Inventory, Subj H Compl= Subjective Health Complaint, Subjective demand burden, Subjective stress burden, Sustained Attention, SWB= Subjective Well-Being, SWLS=Satisfaction With Life Scale, Th1/Th2,PHA= T lymphocyte helper cells (1 and 2), Thermal pain, TMS= Toronto Mindfulness Scale, TMT (A,B and C)= Trial Making Test, Total IE= Total urge episodes, Total lymphocytes, Trait NegAffect= Trait Negative Affect, Trait SocInhibition= Trait Social Inhibition, transcendence, TSST Cortisol= Trier Social Stress Test, TV=Tidal Volume, Vent=Ventilation, VSI= Visceral Sensitivity Index, WHOQOL-BREF= World Health Organization Quality of Life Scale Brief version,



#### 4.1.2 Included studies

Characteristics of the 101 included studies are listed in Table 1. Forty-seven studies recruited people with somatic health problems: 12 of these included patients with musculoskeletal pain or rheumatic disorders (Banth & Ardebil, 2015; Brown & Jones, 2013; Esmer, Blum, Rulf, & Pier, 2010; Fogarty, Booth, Gamble, Dalbeth, & Consedine, 2015; la Cour & Petersen, 2015; Morone, Greco, & Weiner, 2008; Plews-Ogan et al., 2005; Pradhan et al., 2007; Schmidt et al., 2011; Surawy, Roberts, & Silver, 2005; Weissbecker et al., 2002; Wong, 2011), 11 included cancer patients (Bränström, Kvillemo, Brandberg, & Moskowitz, 2010; Garland et al. 2014; Henderson et al., 2012; Hoffman et al., 2012; Johns et al. 2015; Lengacher et al., 2009; Lengacher et al., 2014; Lengacher et al., 2014a; Reich et al., 2014; Specia, Carlson, Goodey, & Angen, 2000; Würtzen, 2013), six included patients with neurological diseases (Gross et al., 2011; Grossman, 2010; Johansson, Bjuhr, & Ronnback, 2012; Ong et al., 2014; Pickut et al., 2013; Wells, 2014), six included patients with cardiovascular/lung diseases (Arefnasab, 2013; Blom et al., 2014; Frisvold, 2009; Hughes et al., 2013; Tacon, McComb, Caldera, & Randolph 2003; Pbert, 2012), five included patients with infectious diseases (Barrett, 2012; Creswell, Myers, Cole, & Irwin, 2009; Duncan et al., 2012; Gayner et al., 2012; SeyedAlinaghi et al., 2012), four included patients with gastrointestinal or urinary problems (Baker, Costa, Guarino, & Nygaard, 2014; Gaylord, 2011; Jedel et al., 2015; Zernicke et al., 2013), two included patients with endocrine disorders (Carmody et al., 2011; Hartmann et al., 2012), and one study included patients with solid organ transplants (Gross et al., 2010).

Twenty-two studies recruited people with mental health problems. Ten of these included participants with stress related problems (Kearney, McDermott, Malte, Martinez, & Simpson, 2013; Polusny et al., 2015; Dykens, 2014; Creswell et al., 2012; Huang, Li, Huang, & Tang, 2015; Nyclicek & Kuijpers, 2008; Nyclicek, 2013; Whitebird et al., 2013; Williams, 2001; Wells, 2013), seven included participants with anxiety disorders (Arch et al., 2013; Goldin, Ziv, Jazaieri, & Gross 2012; Hoge, 2013; Jazaieri, Goldin, Werner, Ziv, & Gross, 2012; Koszycki, Benger, Shlik, & Bradwejn, 2007; Majid, Seghatoleslam, Homan, Akhvast, & Habil, 2012; Vøllestad, Sivertsen, & Nielsen, 2011), two included participants with mood disorders (Moritz et al., 2006; Vieten & Astin, 2008), one included substance abusers (Alterman, 2004), one included sex-offenders (Murrey, 2004), and one included people who stutter (de Veer, Brouwers, Evers, & Tomic, 2009).

The remaining 32 studies included various groups without any particular clinical characteristics. Twelve studies included people from the general population (Anderson, Lau, Segal, & Bishop, 2007; Carson, 2004; de Veer, 2009; Farb, Segal, & Anderson, 2013; Jensen, Vangkilde, Frokjaer, & Hasselbalch, 2012; Kilpatrick et al., 2011; Klatt 2008; MacCoon, 2012; Malarkey, Jarjoura, & Klatt, 2013; Neece, 2014; Robins, Keng, Ekblad, & Brantley, 2012; Rosenkranz et al., 2013), eight included students (Astin, 1997; de Vibe et al., 2013; Erogul, Singer, McIntyre, & Stefanov, 2014; Jain et al., 2007; Kang, Choi, & Ryu, 2009; Oman, Shapiro, Thoresen, Plante, & Flinders, 2008; Shapiro, Astin, Bishop, & Cordova, 2005; Song & Lindquist, 2015), six included health care professionals (Amutio, Martinez-Taboada,

Hermosilla, & Delgado, 2015; Cohen-Katz, Wiley, Capuano, Baker, & Shapiro, 2005; Corsica Hood, Katterman, Kleinman, & Ivan, 2014; Manotas, Eraso, Segura, Oggins, & McGovern, 2012; Pipe et al., 2009; Shapiro, Schwartz, & Bonner, 1998), three included elderly people (Creswell, 2012; Moss et al., 2015; Moynihan, 2013), one study was carried out with family caregivers (Hou et al., 2014), one with teachers (Flook, Goldberg, Pinger, Bonus, & Davidson, 2013), and one with prisoners (Murphy, 1995).

Seventy-two studies compared MBSR with wait-list (WL) controls or treatment as usual (TAU). Thirty-seven studies compared MBSR with a different educational or treatment approach. Seven of the latter compared MBSR both with an active intervention, and a WL or TAU control group (Barrett, 2012; Henderson, 2012; Jain, 2007; Jensen, 2012; Moritz, 2006; Plews-Ogan, 2005; Schmidt, 2011), one of which compared MBSR with two other active interventions (Ong 2014). The active interventions were:

- Group health educational Programs in 15 studies (Frisvold, 2009; Garland, 2012; Gross, 2010; Henderson, 2012; Hou, 2014; Jedel, 2015; MacCoon, 2012; Malarkey, 2013; Pbert, 2012; Pipe, 2009; Rosenkranz, 2013; SeyedAlinaghi, 2012; Whitebird, 2013; Williams, 2001; Wong, 2011)
- Group therapy Programs in three studies (Arch, 2013 and Koszycki, 2007 with cognitive therapy, and Polusny, 2015 with patient centred therapy)
- Aerobic exercise Programs in three studies (Barrett, 2012; Goldin, 2012; Jazaieri, 2012)
- Progressive muscle relaxation in three studies (Hughes, 2013; Murphy, 1995; Schmidt 2011) and somatic relaxation in one study (Jain, 2007)
- Other mindfulness interventions in three studies (Creswell, 2009; Ong 2014; Oman, 2008)
- Stress management courses in two studies (Corsica, 2014; Hoge, 2013)
- Support group in one study (Gaylord, 2011)
- Pharmacotherapy in one study (Gross, 2011)
- Positive psychology course in one study (Dykens, 2014)
- Attentional control in one study (Jensen, 2012)
- Massage in one study (Plews-Ogan, 2005)
- A spirituality Program in one study (Moritz, 2006)
- A yoga Program in one study (Baker, 2014)
- Self-monitoring in one study (Ong, 2014)

Five of the included studies could not be used in the meta-analyses because of the way the data were presented (Alterman, 2004; Corsica, 2014; Dykens, 2014; Lengacher, 2014a; Wells, 2014). In addition, a second report from the MacCoon (2012) study, and findings from the Oman (2008) study, did not have results that could be used. The results from these studies are reported separately.

Fifteen included studies (Barrett, 2012; Bränström, 2010; Gaylord, 2011; Hartmann, 2012; Hoge, 2013; Lengacher, 2009; MacCoon, 2012; Manotas, 2012; Moynihan, 2013; Nycliccek,

2003; Oman, 2008; Robins, 2012; Tacon, 003; Weissbecker, 2002; Würtzen, 2013) were also reported on in one or more secondary publications (see References to included studies).

**4.1.3 Excluded studies**

In the current update, 145 studies were excluded because they were either not primary studies, not RCTs, the intervention did not conform to the MBSR protocol, or because they were not obtainable. Also, two articles were in Chinese. Reasons for exclusions are listed in the Characteristics of excluded studies section.

---

**4.2 Risk of bias in included studies**

---

Many of the studies presented insufficient information to enable us to decide whether the criteria for judging the risk of bias had been met or not. Two thirds of the studies carried a considerable risk of bias, scoring 0-4 (on a scale from 0 to 6, the latter value indicating no bias). Further risk of bias details are shown in Figures 1 and 2. The mean risk of bias score of the 70 new studies included in this update of the review was 4.0 compared to 3.3 for the 31 studies included in the first edition of this review, giving an overall risk of bias score of 3.7 for the 101 studies. The studies using active control groups had a mean risk of bias score of 4.3 while the score for studies with inactive control groups was 3.1. Table 2 shows the distribution across studies.

**Table 2: Distribution of risk of bias in included studies (high score = low bias)**

Risk of bias score	Number of studies
0	2
1	4
2	14
3	24
4	21
5	23
6	13

**4.2.1 Allocation (selection bias)**

32 studies failed to state clearly how randomisation was done, and it was therefore difficult to assess whether adequate concealment of allocation was obtained. Only 43 studies reported adequate concealment of allocation.

#### 4.2.2 Blinding (performance bias and detection bias)

The quality item with lowest score was blinding. Blinding of participants and providers is impossible to achieve in studies where people receive stress reduction interventions. It is, however, possible to blind the assessors and this was done in 37 studies.

#### 4.2.3 Incomplete outcome data (attrition bias)

Attrition was approximately 15%. Seven studies had definite incomplete reporting of all results (resulting in high risk of bias, see Figure 2-3). Forty-four studies reported intention to treat-analyses using different imputation methods for missing data.

#### 4.2.4 Selective reporting (reporting bias)

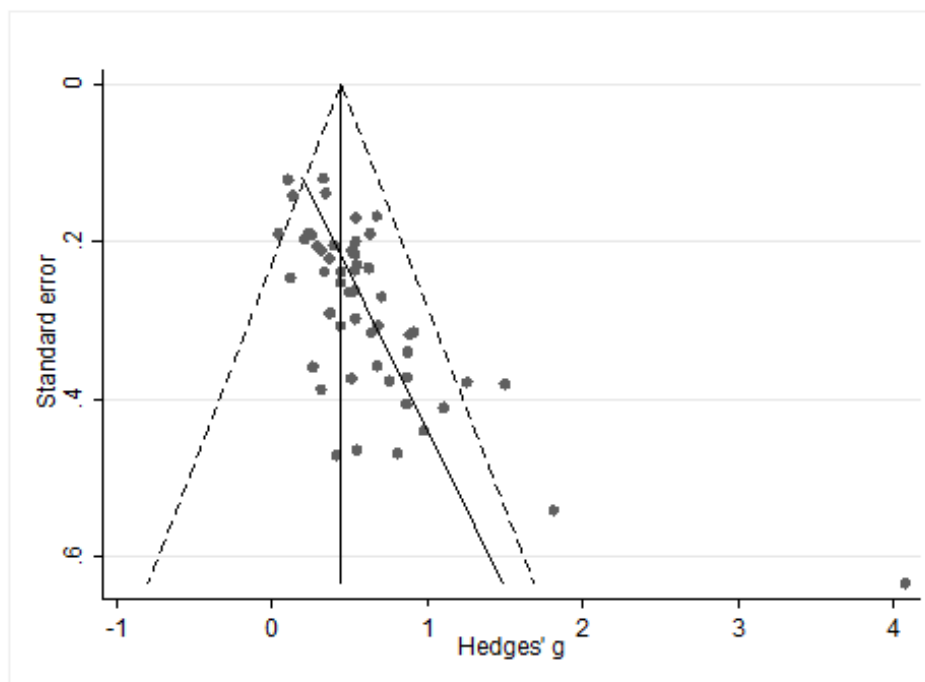
Some studies reported negative findings for some outcomes, using terms like 'not significant' or  $p > .05$ , but without giving information that allowed us to include the outcomes in the meta-analyses. Since this was not done systematically, and because most studies did not publish protocols before the trials, the impact of this on the final results could not be assessed.

#### 4.2.5 Publication bias

To assess potential publication bias, we used funnel plots and Egger's test for the post-intervention mental health effect sizes. The funnel plot was asymmetric for the MBSR versus inactive control (Figure 4), indicating a potential small study bias, i.e., some small studies that have not shown effect of MBSR vs inactive controls have not been published.

Comparison: MBSR vs. Inactive Control (k = 53)

Outcome: Mental Health Outcome

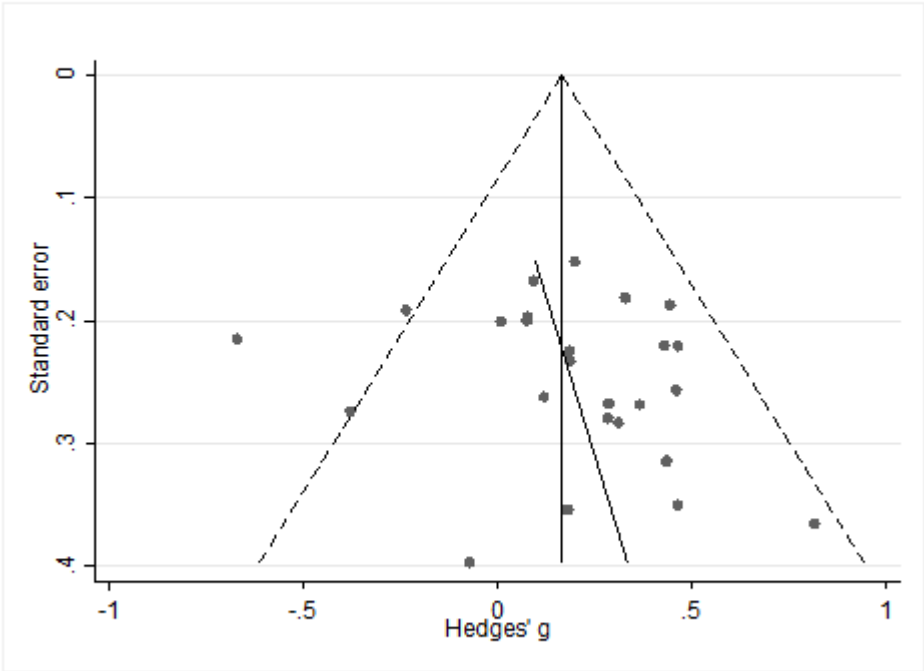


Egger's test:  $b = 2.51$ ,  $p < .001$ , 95% CI [1.71, 3.30]

**Figure 4: Funnel plot of MBSR studies using inactive controls**

There was no evidence of asymmetry in the funnel plot for the MBSR versus active control conditions (Figure 5).

Comparison: MBSR vs. Active Control (k = 25)  
Outcome: Mental Health Outcome



Egger's test:  $b = 0.97, p = .38, 95\% \text{ CI } [-1.25, 3.19]$

**Figure 5. Funnel plot of MBSR studies using active controls**

The search of the trial registers revealed that 28 (28%) of the 101 trials were registered. Seventeen (40%) of the 40 studies published from 2013-15 were registered. Fifteen of 37 (41%) trials using active control groups were registered before study start, compared to 13 of 72 (18%) with inactive control groups.

**4.2.6 Other potential sources of bias**

Other sources of bias were different assessors doing semi-structured interviews with the participants at baseline and after the intervention (Alterman, 2004), baseline differences between groups not accounted for (de Veer, 2009), some participants changing group after randomization (Oman, 2008), and some participants given additional sessions with a therapist (Surawy, 2005). Another bias arises from reporting different outcomes from the same study in several articles, but without sufficient correction of the significance level (Lengacher, 2009; Würtzen 2013). None of the first authors of the included studies have been involved in the development of the MBSR Program.

## 4.3 Synthesis of results

### 4.3.1 MBSR versus waitlist or treatment as usual (inactive control)

#### 4.3.1.1 Primary outcomes

Effect sizes for the primary outcome groups are shown in Table 4 (showing which studies contributed to each outcome) and Figures 6-10 (showing the number of participants from each study that contributed to each outcome).

**Table 4: Effect sizes of primary outcome groups, Anxiety, Depression, Stress, Other measures of mental health and composite Mental health, MBSR vs inactive controls**

Outcomes	Studies	Measures	g	95% CI	Heterogeneity
<b>Anxiety</b> (20 studies, 24 outcomes)	Anderson, Barrett, Bränstöm, Carmody Davidson, de Veer, Gayner Grossman, Johns, Kang, la Cour, Lengacher 2009, Majid, Schmidt, Shapiro 1998, Song, Surawy, Tacon, Vieten, Vøllestad,	Anx about speech, BAI, DASS-A, GAD7 Anx, HADS Anx, STAI	0.56	0.41-0.71	Tau <sup>2</sup> : 0.06 I <sup>2</sup> : 47.74%
<b>Depression</b> (20 studies, 20 outcomes)	Anderson, Bränstöm, Duncan, Gayner, Grossman, Hartmann, Johns, Kang, Kearney, La Cour, Lengacher 2009, Majid, Neece, Schmidt, Song, Surawy, Vieten, Vøllestad, Weissbecker, Würtzen	BDI, CES-D, DASS-Depr, HADS-Depr, PHQ-9 depr	0.59	0.35-0.83	Tau <sup>2</sup> : 0.15 I <sup>2</sup> : 73.46%
<b>Stress/distress</b> (40 studies, 62 outcomes)	Astin, Barrett, Bränstöm, Carmody, Carson, Cohen-Katz,	BSI, CFS, C- SOSI, DASS-S, Distress	0.53	0.40-0.67	Tau <sup>2</sup> : 0.11 I <sup>2</sup> : 66.65%

de Veer, de Vibe 2006, de Vibe 2013, Duncan, Eroglu, Flook, Gayner, Grossman, Hartmann, Henderson, Huang, Jain, Jensen, Johansson, Johns, Kang, Klatt, Lengacher 2009, Manotas, Moss, Neece, Nycliccek, Oman, Pradhan, Shapiro 1998, Shapiro 2005, Song, Specca, Surawy, Vieten, Vøllestad, Weissbecker, Würtzen, Zernicke

Fatigue, FIQ, FSI, GHQ12, GSI, IES, MBI, MBI-s, MFIS, MFS MQ Vital exhaustion, PHQ-9 stress, PMSS, PSI, PSS, PW1-SF, SCL-5, SCL-90, SOSI

**Other measures of mental health**  
(27 studies, 53 outcomes)

Amutio, Anderson, Barrett, Bränstöm, Carson, de Veer, Duncan, Gayner, Hoffman, Jain, Kearney, la Cour, Lengacher 2009, Majid 2012, Manotas, Moritz, Moss, Moynihan, Murrey, Nycliccek 2008, Nycliccek 2013, Oman, Robins, Specca, Vieten, Zernicke

AAQ-II, ACS, Anger Rum scale, Anx Sens Index, ARM, Attitude, Basic relaxation, Catastrophic thinking, CFQ, DER Ruminaton, DERS, ESQ rumination, IRI, Novaco Anger Inv, PANAS, PCL-C, POMS, Positive energy, PSOM, PSWQ, RRQ, RRS, Rumination scale, Sadness, SAES, Trait NegAffect, Trait SocInhibition

0.51 0.33-0.69 Tau<sup>2</sup>: 0.14 I<sup>2</sup>: 71.48%

All outcomes in

**Mental health** All studies in anxiety, anxiety, depression, depression, stress/distress and stress/distress and other measures of mental health and other measures of mental health

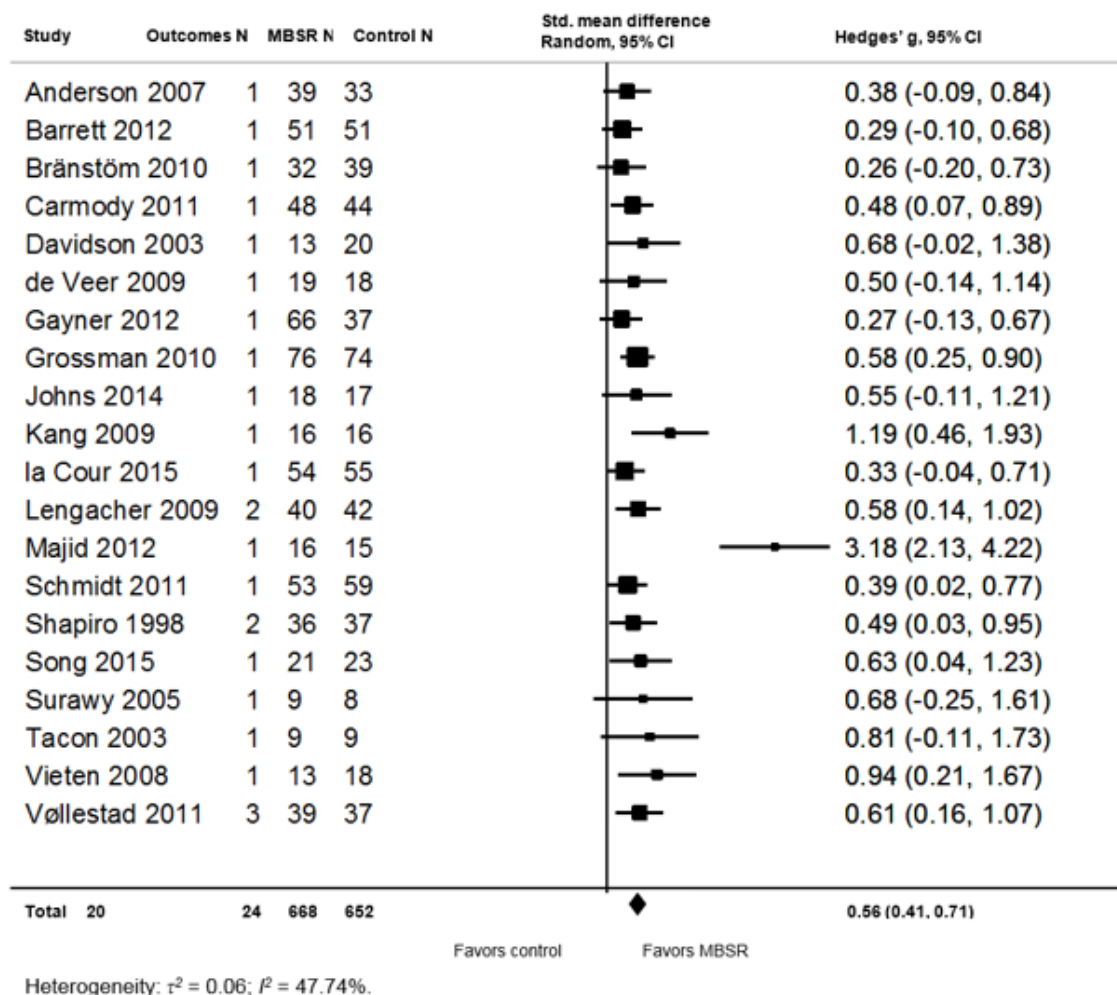
(53 studies, 159 outcomes)

0.54 0.44-0.63 Tau<sup>2</sup>: 0.10 I<sup>2</sup>: 64.94%

Note: Some scales reported outcomes in many subscales

Average effects, all moderately large, were fairly similar for anxiety, depression, stress/distress, and other measures of mental health and heterogeneity was low to moderate (Figure 6-9).

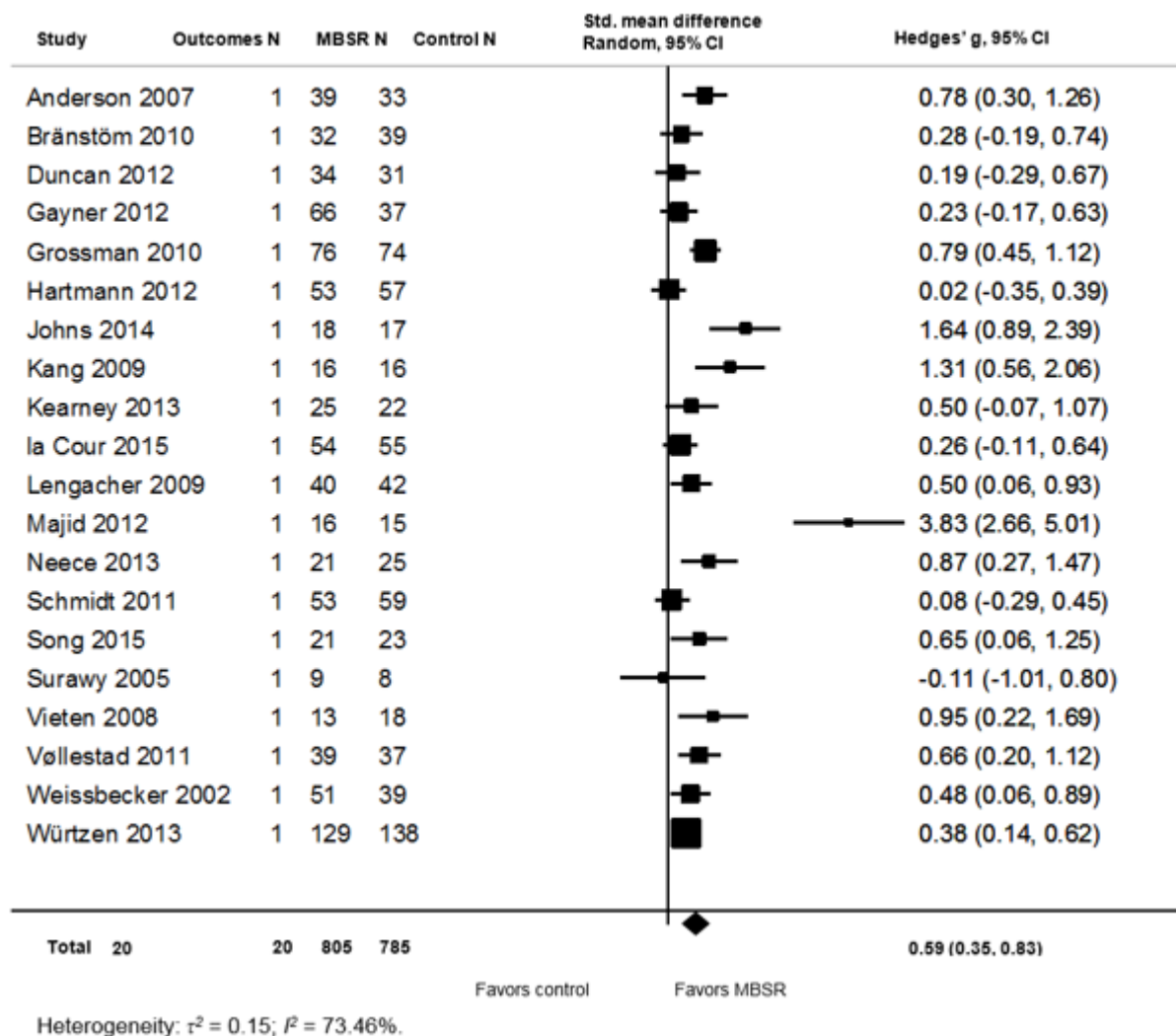
Comparison: MBSR versus waitlist and treatment as usual control  
Outcome: Composite Anxiety Score



**Figure 6: MBSR vs. inactive control. Composite anxiety outcome**



Comparison: MBSR versus waitlist and treatment as usual control  
 Outcome: Composite Depression Score



**Figure 7: MBSR vs. inactive control. Composite depression outcome**

Comparison: MBSR vs. MBSR versus waitlist and treatment as usual control  
 Outcome: Composite Stress/Distress Score

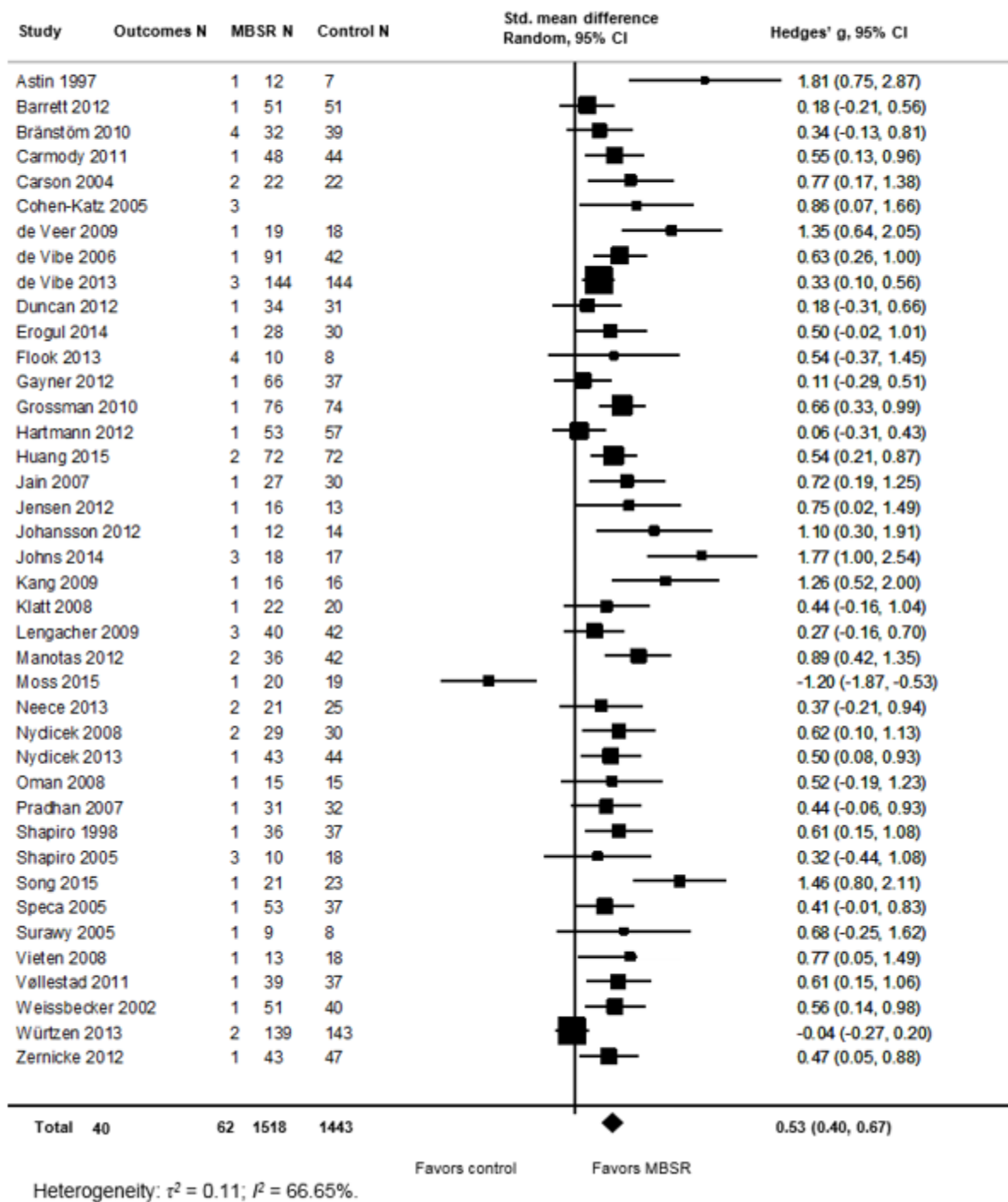
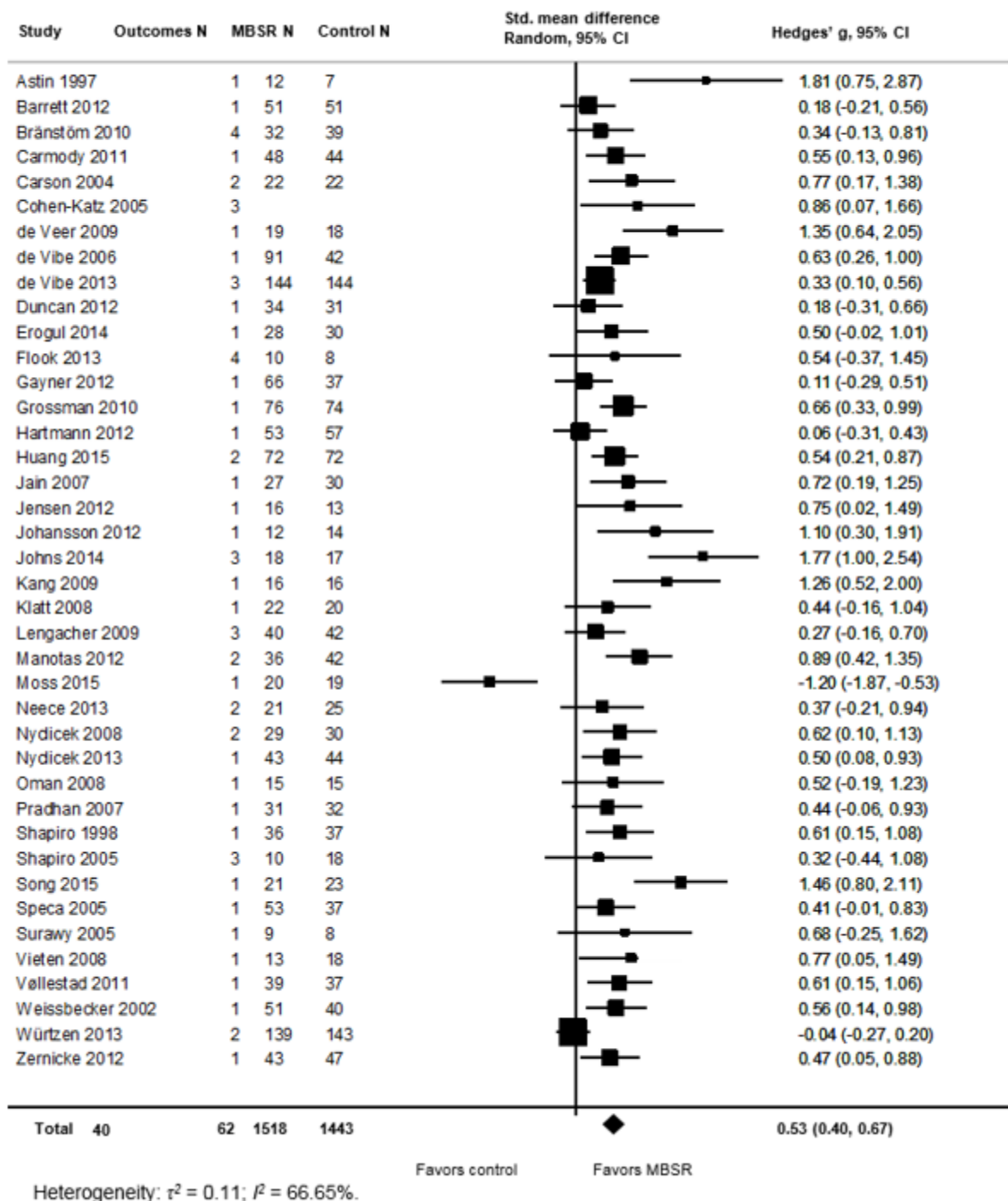


Figure 8: MBSR vs. inactive control. Composite stress/distress outcome

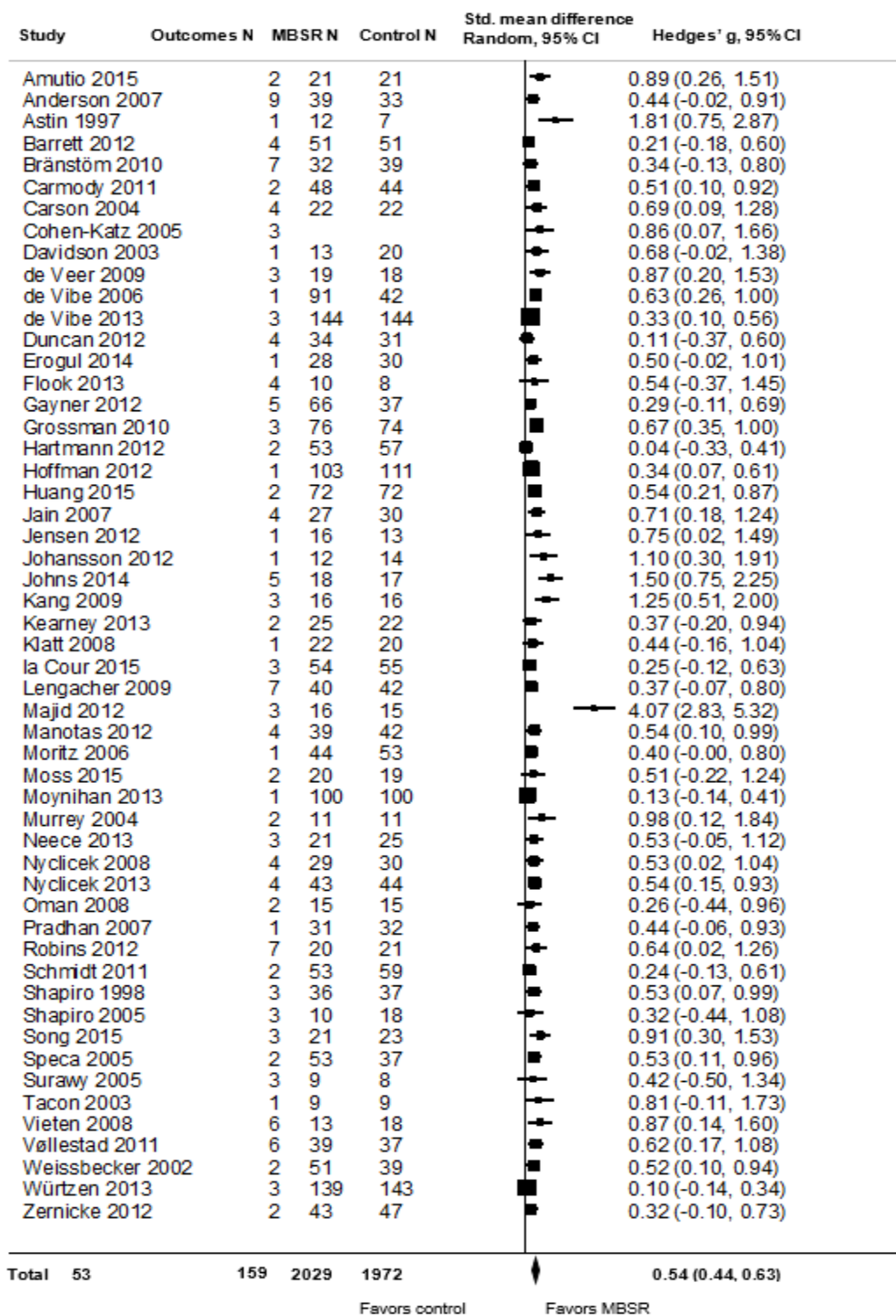
Comparison: MBSR vs. MBSR versus waitlist and treatment as usual control  
 Outcome: Composite Stress/Distress Score



**Figure 9: MBSR vs. inactive control. Composite other measures of mental health outcome**

Fifty-three studies with 159 post-intervention measurements (of anxiety, depression, stress/distress, and various other measurements of psychological functions) contributed to the meta-analysis of composite mental health using the robust standard error approach (Table 4 and Figure 10).

Comparison: MBSR versus waitlist and treatment as usual control  
 Outcome: Composite Mental Health Score



Heterogeneity:  $\tau^2 = 0.10$ ;  $I^2 = 64.94\%$ .

**Figure 10: MBSR vs inactive controls, Composite mental health outcome**

The overall effect size for mental health outcome was 0.54 (95% CI 0.44, 0.63). Heterogeneity across studies was moderate ( $\tau^2 = 0.10$ ,  $I^2 = 64.94\%$ ). Assuming that 50% of participants in the control group have a favourable outcome, an effect size of 0.54 means that

71% of the treatment group will score above the mean of the control group, and there is a 65% chance that a random person from the treatment group will have a higher score than a person picked up at random from the control group (probability of superiority). In order to have one more favourable outcome in the treatment group compared to the control group post-intervention we need to treat 4.9 people (95% CI 4.2, 5.9). Thus, if 100 people go through the treatment, 20.5 more people will have a favourable outcome compared to if they had received the control treatment.

The effect size of measures for quality of life (including social functioning) and somatic health were somewhat lower and heterogeneity was moderate (Table 5 and Figures 11-12).

**Table 5: Effect sizes of primary outcome groups, Quality of life and Physical health, MBSR vs inactive controls**

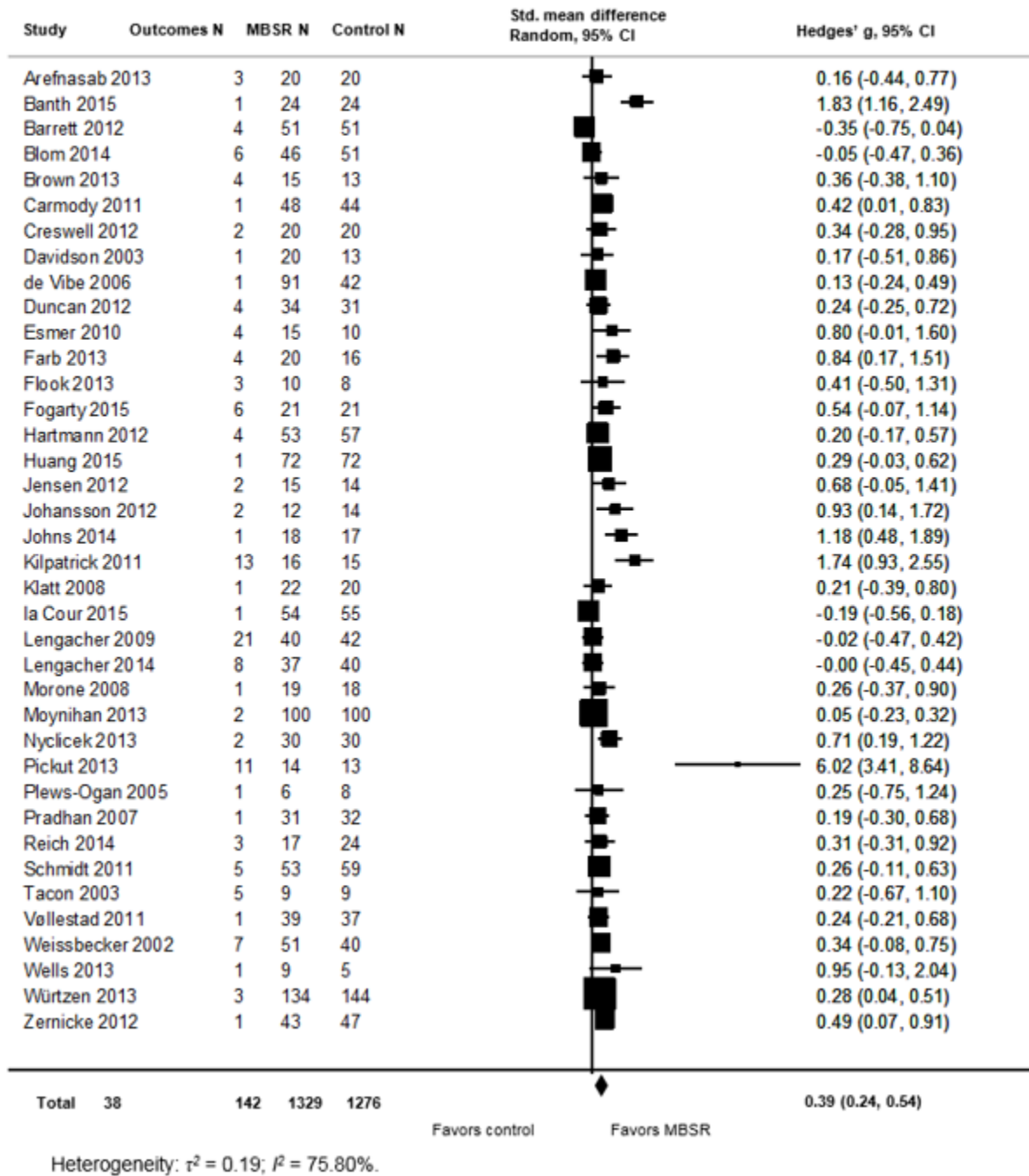
Outcomes	Studies	Measures	g	95% CI	Heterogeneity
<b>Quality of life + social function</b> (25 studies, 44 outcomes)	Arefnasab, Banth, Barrett, Brown, Carmody, de Vibe 2006, Esmer, Grossman, Hartmann, Hoffman, Johns, Kearney, la Cour, Lengacher 2009, Moritz, Morone, Moss, Neece, Nyclicek 2008, Plews-Ogan, Schmidt, Shapiro, Surawy, Tacon, Zernicke	CPAQ, Enjoyment of life, FACT-B, FACT-ES, FSI interference, General activity, HAQUAMS, Housework, HRQOL, IBS-QOL, Mood, Overall QOL, PQOLC, QOLWHO, Relationship, SDS, SF-12, SF-36, SF-8, SWLS, Walking, WHO-5, WHOQOL	0.44	0.31-0.56	Tau <sup>2</sup> : 0.06 I <sup>2</sup> : 51.65%
	<b>Physical health + cognitive and brain function</b> (38 studies, 142 outcomes)	Arefnasab, Banth, Barrett, Blom, Brown, Carmody, Creswell 2012, Davidson, de Vibe 2006,	% Activated T cells, %CCD3+IL-4, PHA, %CD3+IFNy, PHA, 24h BP, A/Brisbane (H1N1, H3N2), ABtiter rise, ACTH, Actigr (MinSleep, SE, SO, WASOMin, WASONo), AGN Tot Com, Albuminuria, Analgesic medic, ART side effects, AUC(1, g), Aud/SAL (BA 9, 18, 19, 32),	0.39	0.24-0.54

Duncan,	Aud/Sal OP, Awake BP, B
Esmer, Farb,	lymphocytes, B/Brisbane, BCPT,
Flook,	BIS, BMI, BPI, CAR mean,
Fogarty,	Catecholamin, CD(3+, 4+, 8,
Hartmann,	4+/8+), Cog/ps symptoms,
Huang,	Cortisol, DAS28-CRP, Dis activity
Jensen,	Disturbed sleep, Drowsiness, Dry
Johansson,	mouth, Early morning stiffness,
Johns,	Executive ctl BA40, Fatigue,
Kilpatrick,	FEV1, FEV1/FVC, fGlucose, FIQ,
Klatt, la Cour,	fMRILeftHippoc, FSI, FVC, GCQ,
Lengacher	GFR, GI symptoms, GMD,
2009,	HbA1c,
Lengacher	HDL-C, Heart rate, Hip-to-waist-
2014, Morone,	ratio, IA recruitm ant gyr, IBS
Moynihan,	severity, IgG, ISI Sleep dist, Lack
Nyliceck 2013,	of appetite, Laser pain, Lat vis
Pickut, Plews-	(BA4, 5, 23), LDL-C, Log CRP,
Ogan,	Log IL6, max. (syst BP, dias.BP),
Pradhan,	McGPQ, carotid IMT, Med vis
Reich,	(BA24/32, 30, 30/17),
Schmidt,	metanephrine, Morning stiffness,
Tacon,	Nausea, Night BP, NKcells,
Vøllestad,	normetanephrine, Numbness,
Weissbecker,	optimal sleep 7-8, Pain, Pain
Wells,	unpleasantness, Pain VAS,
Würtzen,	Patient global ass, PPS , PSQI,
Zernicke 2013	Resp Frequency, Resp Volume
	RMDQ, Sensimotor BA30, BA 31,
	serum-Cholesterol, serum-
	creatinine (mg/dl), SF-McGill,
	Shortness of breath, Side effects,
	Diary (Sleep duration, latency,
	sleep probl index (I+II), Sleep
	(quality, quantity/h), SPAQ, SSQ,
	Subj H Compl, Sustained
	Attention, Th1/Th2,PHA, TMT (B
	+C), Total lymphocytes,
	triglyceride, Trouble
	remembering, TV, Urinary
	AlbCrR, VAS pain, Ventilation,
	Vomiting

---

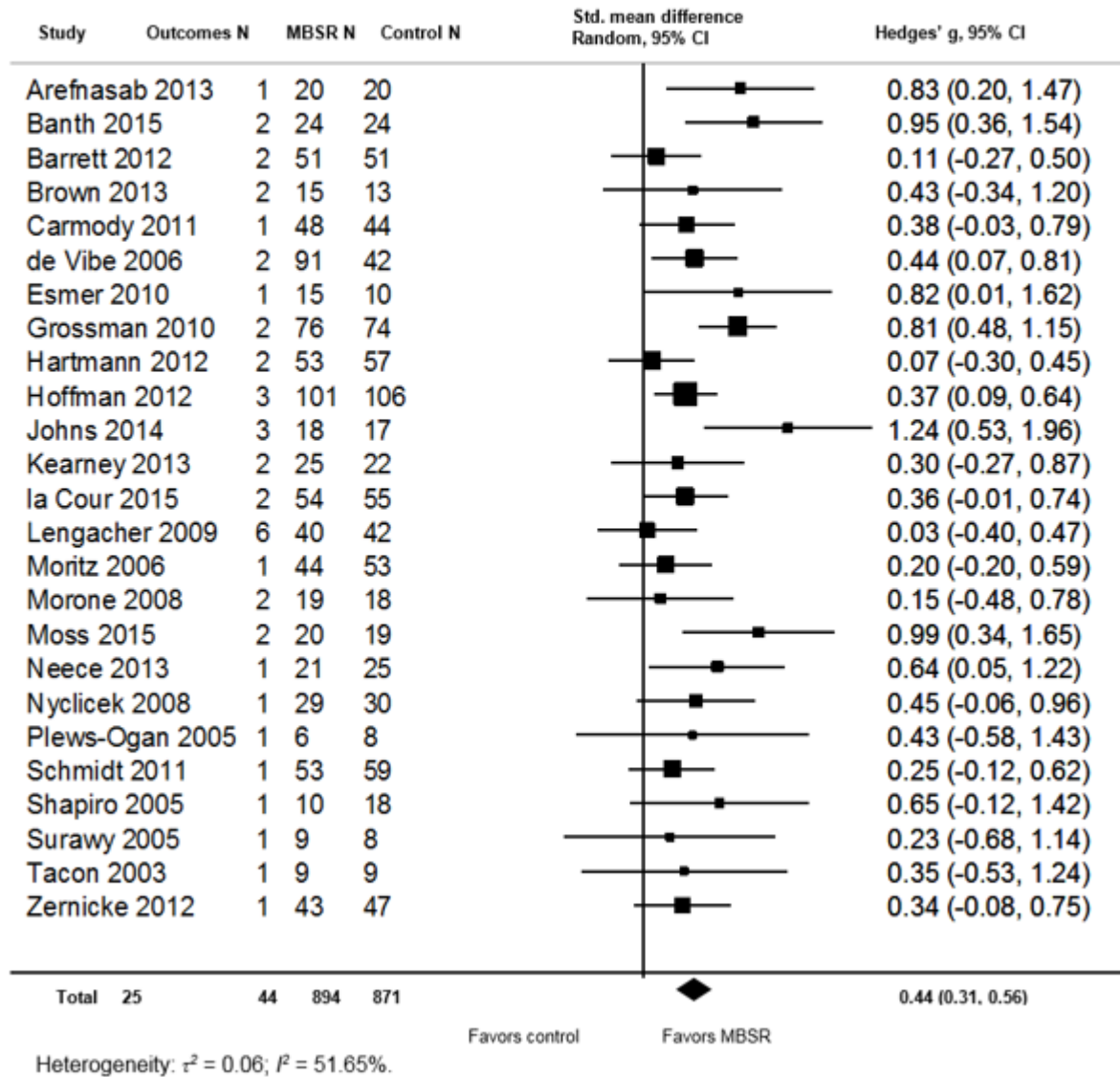
Note: Some scales reported outcomes in many subscales

Comparison: MBSR versus waitlist and treatment as usual control  
 Outcome: Composite Somatic Health Score



**Figure 11: MBSR vs inactive controls, Composite Somatic Health outcome**

Comparison: MBSR versus waitlist and treatment as usual control  
 Outcome: Composite Quality of Life/Social Function Score



**Figure 12: MBSR vs inactive controls. Composite Quality of life and social function outcome**

4.3.1.2 Secondary outcomes

The effect sizes for measures of personal development and for mindfulness are shown in table 5 and figures 13-14. Heterogeneity was moderate across studies for personal development, and large for mindfulness.

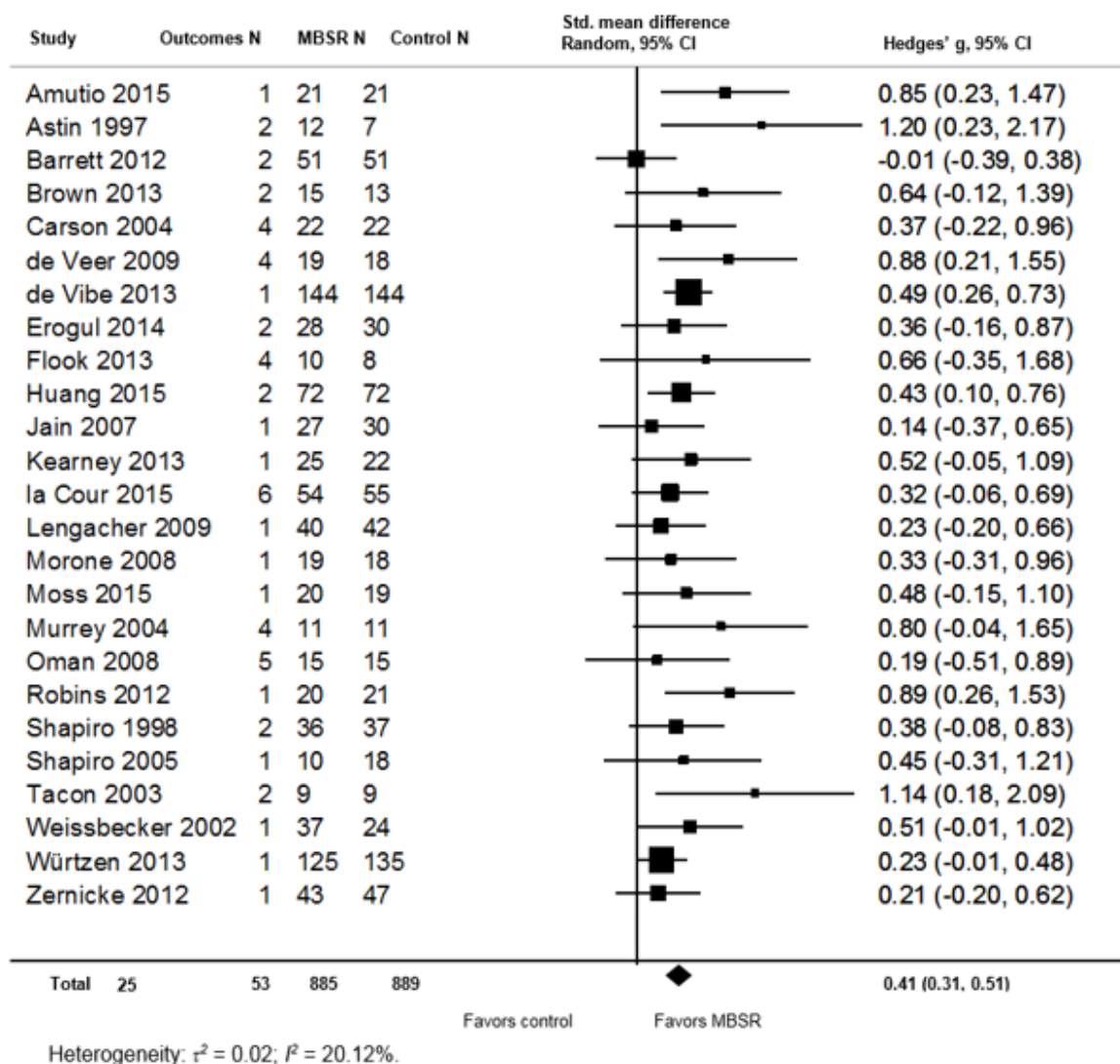


**Table 5: Effect sizes of secondary outcome groups, Personal development and Mindfulness, MBSR vs Inactive controls**

<b>Outcomes</b>	<b>Studies</b>	<b>Measures</b>	<b>g</b>	<b>95% CI</b>	<b>Heterogeneity</b>
Personal development (25 studies, 53 outcomes)	Amutio, Astin, Barrett, Brown, Carson, de Veer, de Vibe, Erogul, Flook, Huang, Jain, Kearney, la Cour, Lengacher 2009, Morone, Moss, Murrey, Oman, Robins, Shapiro 1998, Shapiro 2005, Tacon, Weissbecker, Würtzen, Zernicke	ADHS hope, BADS, CECS, CLASS, Control over pain, Coping, Coping Str I, Coping U Sex I, CPAQ, Empathy, Engagement activity, FACIT-Sp, HFS forgiveness, INSPIRIT, IRI empathy, Job control, Job demands, LCB, LOT, Minimizing pain, NMRS, Pain acceptance, Pain willingness, PF-SOC, Reactive, PSOCQ, Resilience S, Ryff-PR SCS, Self-efficacy, SF-36 PH, Shapiro control I, SOC, SWB, Transcendence	0.41	0.31-	Tau <sup>2</sup> : 0.02 I <sup>2</sup> : 20.12%
Mindfulness (24 studies, 44 outcomes)	Amutio, Anderson, Barrett, Brown, Bränström 2010, Cohen-Katz, Creswell 2012, de Vibe 2013, Duncan, Flook, Jensen, Kearney, Kilpatrick, Manotas, Moss, Moynihan, Nyclicek 2008, Oman, Pradhan, Robins, Song, Vieten, Vøllestad, Würtzen	FFMQ, KIMS, MAAS	0.53	0.31-	Tau <sup>2</sup> : 0.19 I <sup>2</sup> : 76.37%

Note: Some scales reported outcomes in many subscales

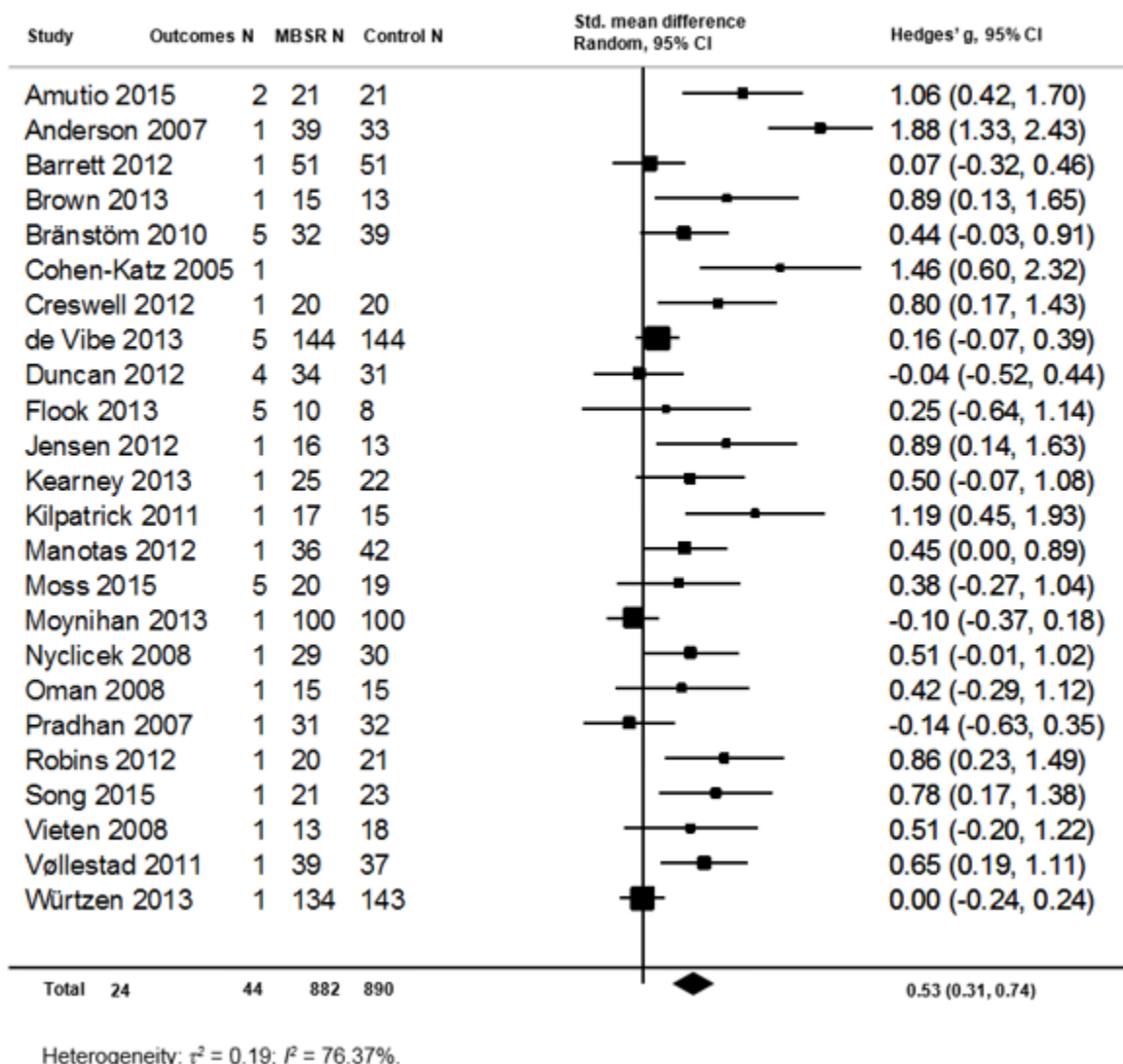
Comparison: MBSR versus waitlist and treatment as usual control  
 Outcome: Composite Personal Development Score



**Figure 13: MBSR vs inactive controls. Composite Personal development outcome**

Comparison: MBSR versus waitlist and treatment as usual control

Outcome: Composite Mindfulness Score



**Figure 14: MBSR vs inactive controls. Composite Mindfulness outcome**

#### 4.3.1.3 Subgroup and sensitivity analyses

All subgroup analyses were done for the composite mental health outcome (Table 6), and the correlation matrix is shown in table 7.

**Table 6: Subgroup analyses, MBSR vs inactive controls, composite mental health outcome, bivariate model**

Comparisons	Study N	Effect size difference (95% CI), p-value
Non-clinical vs clinical groups	53	0.05 (-0.13, 0.24), p = .56
Clinical psychological vs clinical somatic target groups	30	-0.30 (-0.63, 0.04), p = .08

Studies without intention to treat (ITT) analysis vs studies with ITT analysis	53	0.17 (-0.01, 0.35), p = .06
Follow-up timing in months (from 0-34 months; only studies with follow-up)	21	-0.01 (-0.04, 0.01), p = .22
Risk of bias score	53	-0.09 (-0.17, -0.01), p = .03
MBSR course duration in hours	52	-0.01 (-0.02, 0.00), p = .14
MBSR attendance percentage (between 65% and 92%)	22	0.01 (-0.01, 0.02), p = .21
Minutes of MBSR practice (between 7 and 45 minutes/day)	20	0.00 (-0.01, 0.01), p = .76
Percentage of female participants	50	0.00 (-0.01, 0.01), p = .77

**Table 7: Correlation matrix, MBSR vs Inactive controls**

**Mental health outcomes, MBSR vs Inactive control groups (WL + TAU)**

	ITT/ Risk							
	Clinical/ Nonclin.	Clin.Som/ Clin.Psych	Non of ITT	bias	MBSR hours	Attend. hours	Practice minutes	No of studies
Clinical/Nonclinical	1.00	Not Appl						53
Clin.Som/Clin.Psych	Not Appl	1.00						30
ITT/NonITT	.43	.14	1.00					53
Risk of bias	.30	.14	.50	1.00				53
MBSR hours	.20	.22	.20	.13	1.00			52
Attendance hours	.26	.12	.07	.12	.20	1.00		22
Practice minutes	.38	.30	.25	.23	.32	.40	1.00	20
Percent female	-.16	.25	-.04	.12	-.30	-.04	-.59	50

There were insignificant differences in effect sizes between studies with clinical versus non-clinical target groups. Likewise, studies of people with somatic problems as entry criteria reported on average a similar effect to those that recruited people with psychological difficulties. There were also insignificant differences in effect sizes in studies reporting per protocol data compared to studies reporting intention-to-treat data.

For the 21 studies with follow-up data the effect size was generally maintained; effect size difference -0.01 (95% CI -0.04, 0.01) at follow-up from one to 34 months.

There was a significant decrease in effect size with increased risk of bias; effect size difference -0.09 (95% CI -0.17, -0.01).

The effect size did not significantly change with increasing length of the intervention (52 studies), with increased attendance (between 65 and 92% in 22 studies), or increase in reported amount of home exercises (7-45 minutes per day in 20 studies).

There were no differences in effect size depending on gender distribution in the studies.

The results from the multivariable meta-regression model are shown in Table 8.

**Table 8: Subgroup analyses, MBSR vs inactive controls, composite mental health outcome, multivariate model**

Comparisons	b	95% CI, p-value
Non-clinical groups	-0.11	(-0.40, 0.19), p = .46
Studies without intention to treat (ITT) analysis	0.08	(-0.13, 0.30), p = .42
Risk of bias score	-0.09	(-0.18, -0.01), p = .03
MBSR course duration in hours	-0.01	(-0.03, 0.01), p = .21
Percentage of female participants	-0.00	(-0.01, 0.00), p = .47
Intercept	1.34	(0.26, 2.42), p = .02

N trials = 49, N effect sizes = 144, residual  $\tau^2 = 0.12$

The multivariate regression model yielded similar results to the bivariate models shown in Table 6. Namely, even after adjusting for the other variables in the model, there were insignificant associations between effect size magnitude and the clinical status of participants, the use of intention-to-treat analysis, the length of the intervention, and the percent of females in the sample. Risk of bias remained a statistically significant predictor of effect sizes ( $b = -0.09$ , 95% CI -0.18, -0.01), indicating that effect sizes were smaller in studies with higher risks of bias.

Mindfulness was measured in 24 studies and increased in 17 of these at post-intervention, while one study only showed an increase at four months follow-up (Pradhan, 2007). Four studies performed mediation analysis (Lengacher, 2014; Nyklicek, 2008; Robins, 2012; Vøllestad, 2011), suggesting that the effect on the outcomes were mediated by the increase in mindfulness scores.

Meta-regression of average mindfulness effects on average mental health effects at post-intervention for 22 studies with inactive controls showed an unstandardized regression coefficient of 1.20 (95% CI 0.80, 1.60,  $p < .001$ ), indicating that the mental health effect sizes are positively correlated with the mindfulness effect sizes (a one-unit change in mindfulness effect size is associated with a 1.20 unit of change in the mental health effect size). This is consistent with the unweighted bivariate correlation ( $r = .59$ ,  $p = .006$ ) between the mental health and mindfulness effect sizes at post-intervention.

Re-analyses of effect sizes without outliers are shown in Table 9 and show minor reductions in effect sizes for anxiety, depression and other mental health outcomes.

**Table 9: Sensitivity analysis, MBSR vs inactive controls, Composite Mental health outcome**

Outcomes	With Outliers included		With Outliers Excluded	
	g	95% CI	g	95% CI
Anxiety	0.56	0.41-0.71	0.48	0.39-0.57
Depression	0.59	0.35-0.83	0.50	0.33-0.67
Stress/Distress	0.53	0.40-0.67	0.53	0.40-0.67
Other mental health	0.51	0.33-0.69	0.44	0.31-0.56
Any mental health	0.54	0.44-0.63	0.50	0.42-0.58
Personal development	0.41	0.31-0.51	0.41	0.31-0.51
Quality of life + cognitive & brain function	0.39	0.24-0.54	0.38	0.23-0.52
Mindfulness	0.53	0.31-0.74	0.53	0.31-0.74

Note: Effect sizes of 3\*IQR above or below first/third quartile of effect distribution excluded

#### 4.3.2 MBSR versus active interventions

##### 4.3.2.1 Primary outcomes

There were smaller effects of MBSR versus active control groups (Table 10 and Figures 15-21). Table 10 shows which studies contributed to each outcome and Figures 15- 21 show the number of participants from each study that contributed to each outcome.

**Table 10: Effect sizes of primary outcome groups, Anxiety, Depression, Stress, Other measures of mental health and composite Mental health, MBSR vs active controls**

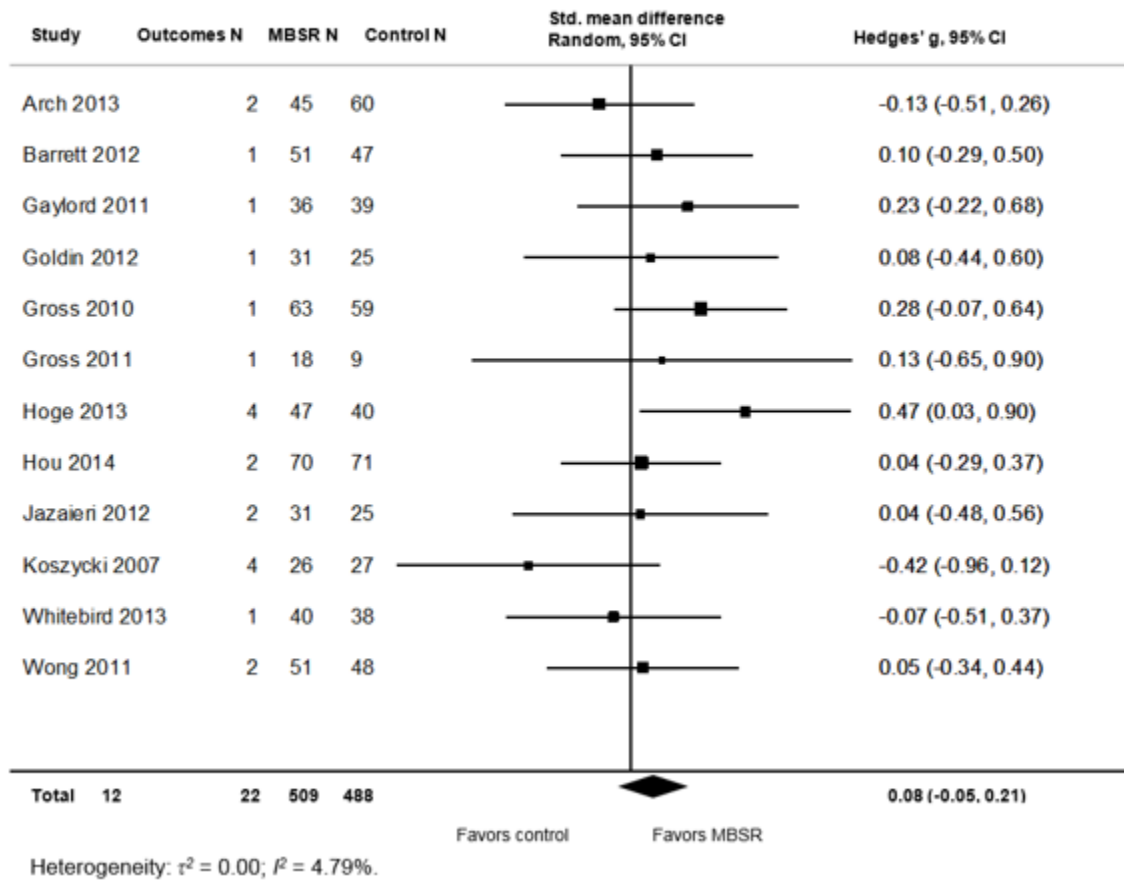
Outcomes	Studies	Measures	g	95% CI	Heterogeneity CI
Anxiety (12 studies, 22 outcomes)	Arch, Barrett, Gaylord, Goldin, Gross 2010, Gross 2011, Hoge, Hou, Jazaieri, Koszycki, Whitebird, Wong,	BAI, BSI-18 anx, CGI-S, CSR, HAM-A, LSAS-SR, MASQ-AAS, SIAS-S, SPS, SSPS, STAI	0.08	-0.05 - 0.21	Tau <sup>2</sup> : 0.00 I <sup>2</sup> : 4.79%
Depression (11 studies, 11 outcomes)	Arch, Frisvold, Gaylord, Gross 2010, Gross 2011, Hou, Jazaieri, Koszycki, Polusny, Whitebird, Wong	BDI, CES-D, BSI-18 depr, PHQ-9 depr	0.22	0.11 - 0.34	Tau <sup>2</sup> : 0.00 I <sup>2</sup> : 0.00%

Stress/distress (16 studies, 19 outcomes)	Barrett, Frisvold, Garland, Gaylord, Hou, Jain, Jazaieri, Jensen, MacCoon, Pbert, Pipe, Rosenkranz, SeyedAlinaghi, Whitebird, Williams, Wong	BSI, C-SOSI, DSI, GSI, Pain-related distress, PSS, SCL-90, Subj. stress burden	0.18 0.02- 0.35	Tau <sup>2</sup> : 0.04 I <sup>2</sup> : 43.24%
Other measures of mental health (14 studies, 35 outcomes)	Arch, Barrett, Frisvold, Garland, Goldin, Gross, Jain, Jazaieri, Koszycki, Moritz, Murphy, Polusny, Whitebird, Wong	Caregiver burden, CGI- Illness Severity, DASS, DER Rumination, IPSM, LSRDS, Neg Selfendors, NegSelf- focusResp, PANAS, PCL, POMS, Pos Selfendors, PSOM, PSWQ, RSES, Self- focus/negS-f, Social support, STAXI, Subjective demand burden, ULS-8	0.12 -0.10 -0.35	Tau <sup>2</sup> : 0.11 I <sup>2</sup> : 66.21%
Mental health (25 studies, 87 outcomes)	All studies in anxiety, depression, stress/distress and other mesures of mental health	All outcomes in anxiety, depression, stress/distress and other measures of mental health	0.18 0.05- 0.30	Tau <sup>2</sup> : 0.05 I <sup>2</sup> : 50.71%

---

Note: Some scales reported outcomes in many subscales

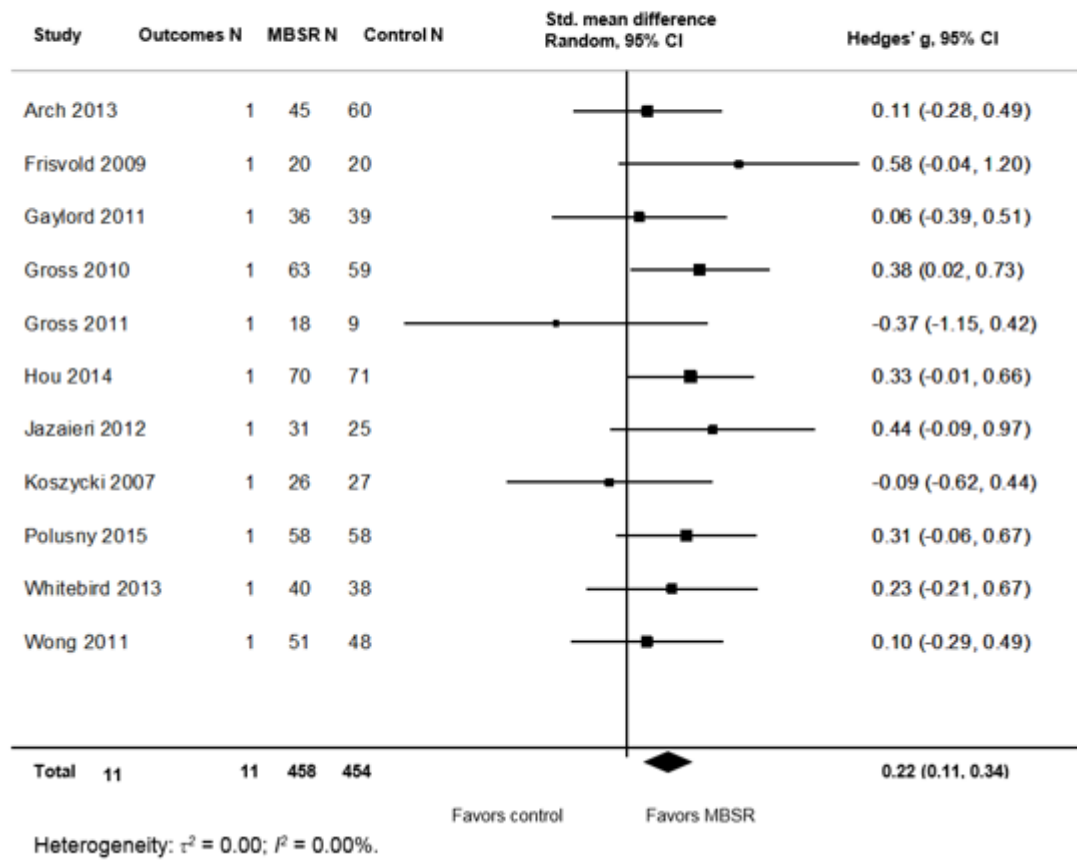
Comparison: MBSR vs. Active Control  
 Outcome: Composite Anxiety Score



**Figure 15: MBSR vs active control. Composite Anxiety outcome**

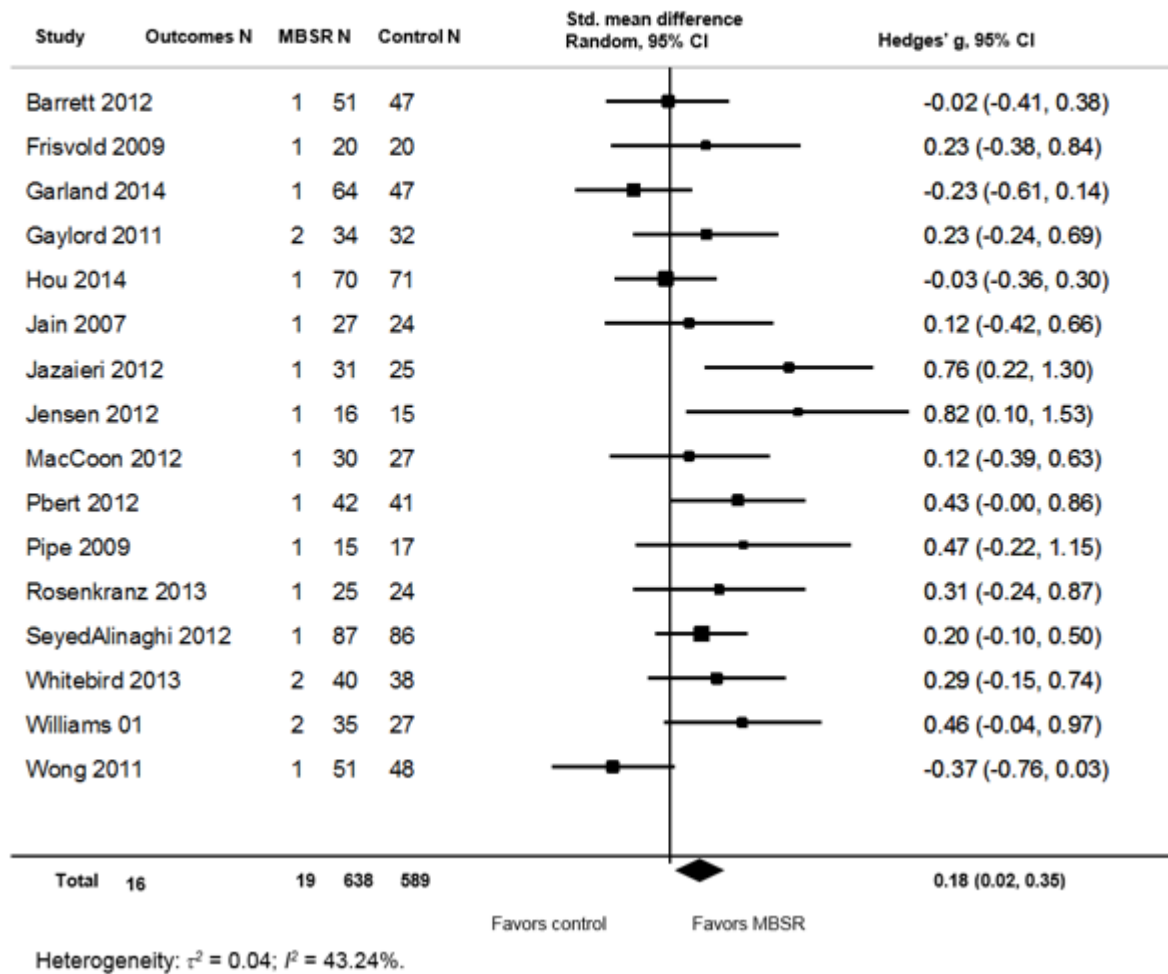


Comparison: MBSR vs. Active Control  
 Outcome: Composite Depression Score



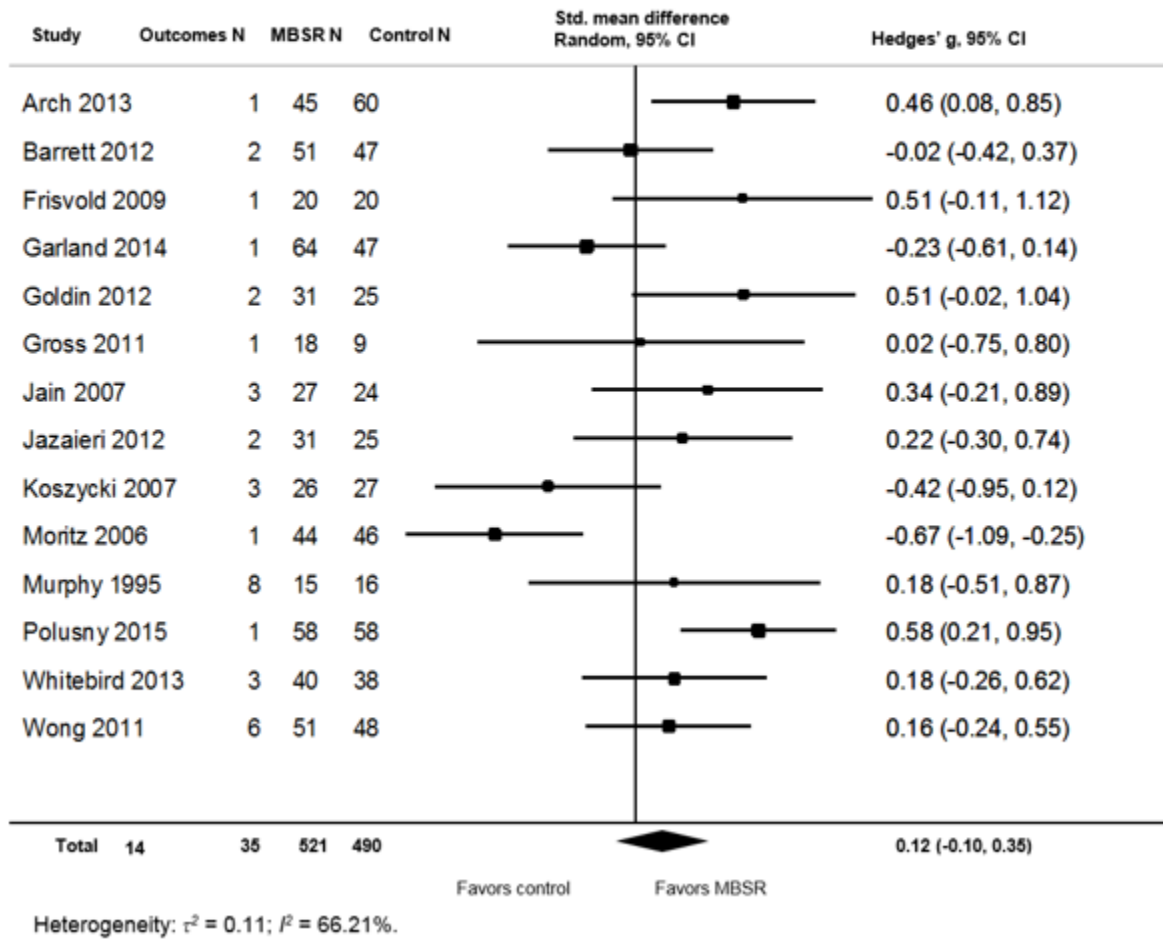
**Figure 16: MBSR vs active control. Composite Depression outcome**

Comparison: MBSR vs. Active Control  
 Outcome: Composite Stress/Distress Score



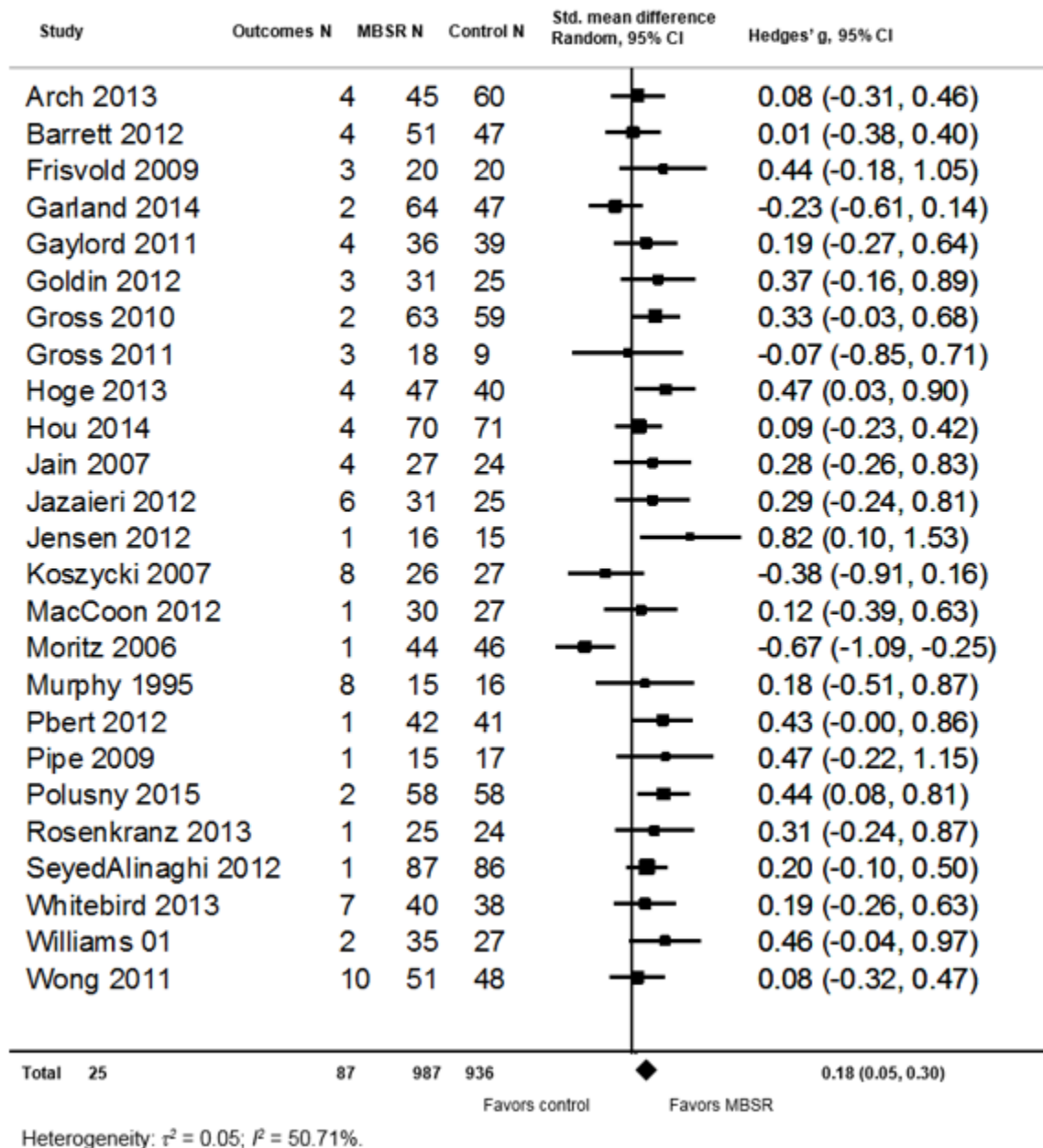
**Figure 17: MBSR vs active control. Composite Stress/distress outcome**

Comparison: MBSR vs. Active Control  
 Outcome: Composite Other Mental Health Score



**Figure 18: MBSR vs active control. Composite other Mental Health outcome**

Comparison: MBSR vs. Active Control  
 Outcome: Composite Mental Health Score



**Figure 19: MBSR vs active control. Composite Mental Health outcome**

There was a significant effect in favour of MBSR on outcomes of depression, stress/distress and composite mental health. Assuming that 50% of participants in the control group have a favourable outcome, an effect size of 0.18 for composite mental health means that 57% of the treatment group will score above the mean of the control group, and there is a 55% chance that a random person from the treatment group will have a higher score than a person picked up at random from the control group (probability of superiority). In order to have one more favourable outcome in the treatment group compared to the control group post-intervention we need to treat 14 people (95% CI 8, 50). Thus, if 100 people go through the treatment, 7

more people will have a favourable outcome compared to if they had received the control treatment.

There were no significant differences in the effects on measures of anxiety or other mental health outcome measures. Heterogeneity was low for all mental health outcome groups.

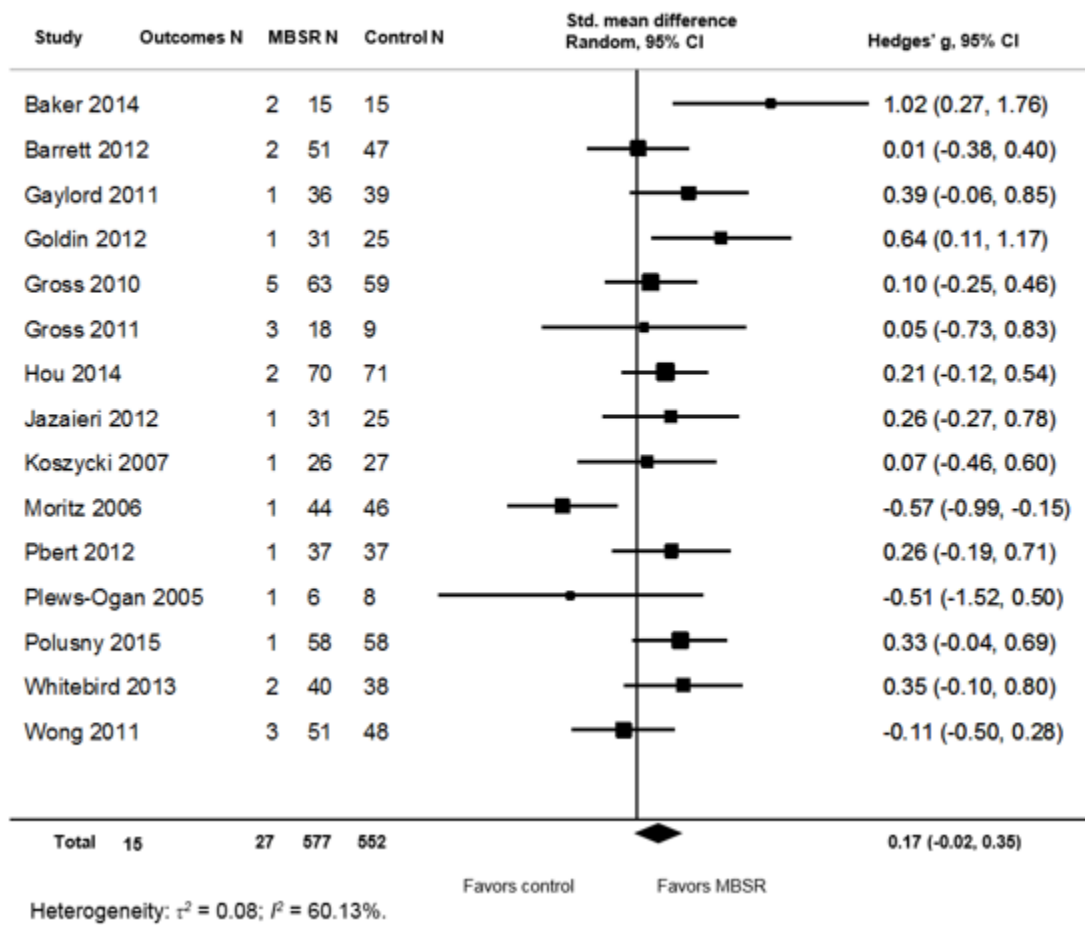
The results for quality of life including social function and somatic health are shown in Table 11 and Figures 20-21.

**Table 11: Effect sizes of primary outcome groups, Quality of life and social function and Somatic health, MBSR vs active controls**

Outcomes	Studies with active control groups	Measurement scales (some scales reported outcomes in many subscales)	g	95% CI	Heterogeneity
Quality of life + social function (15 studies, 27 outcomes)	Baker, Barrett, Gaylord, Goldin, Gross 2010, Gross 2011, Hou, Jazaieri, Koszycki, Moritz, Pbert, Plews-Ogan, Polusny, Whitebird, Wong	AQOL, BladderQO, HRQOL, IBS-QOL, QOL VAS, QoLI, SF-12, SF-36, SheehanDS, SWLS, WHOQOL-BREF, Sick leave	0.17	- 0.02- 0.35	Tau <sup>2</sup> : 0.08 I <sup>2</sup> : 60.13%
Physical health + cognitive and brain function (22 studies, 73 outcomes)	Baker, Barrett, Creswell 2009, Frisvold, Garland, Gaylord, Gross 2010, Gross 2011, Hoge, Hughes, Jensen, MacCoon, Malarkey, Murphy, Ong, Pbert, Plews-Ogan, Polusny, Rosenkranz, SeyedAlinaghi, Williams, Wong	24-hour Cortisol, A/Brisbane H1N1, H3N2, ACTH, Actigr SE, Actigr SOL, Actigr TST, Actigr TWT, Actigr WASO, AreaUTCseverity, AUC1, g, B/Brisbane, BMI, BSI-18 somatization, Calprotectin, CAPS, CD4+Tlymf, Cortisol AUC, Cortisol mean, Cortisol20/40min, 20/60, CRP, DBAS- Diary (SE, SOL, TST, TWT, WASO), Diast BP, FEV1, Flare size, Health VAS, IBS severity, IL-6, 8, 10, ISI, MSCL, Pain intensity, unpleasant, PEF, PSAS, PSG (SE, TST, TWT) PSQI, Short term medic., Sleep self-eff, Syst BP, Thermal pain, Total IE, TSST Cortisol, UIE, US-DAI, Visceral sensitivity, VSI, WT/Ibs	0.13	- 0.08- 0.34	Tau <sup>2</sup> : 0.19 I <sup>2</sup> : 76.34%

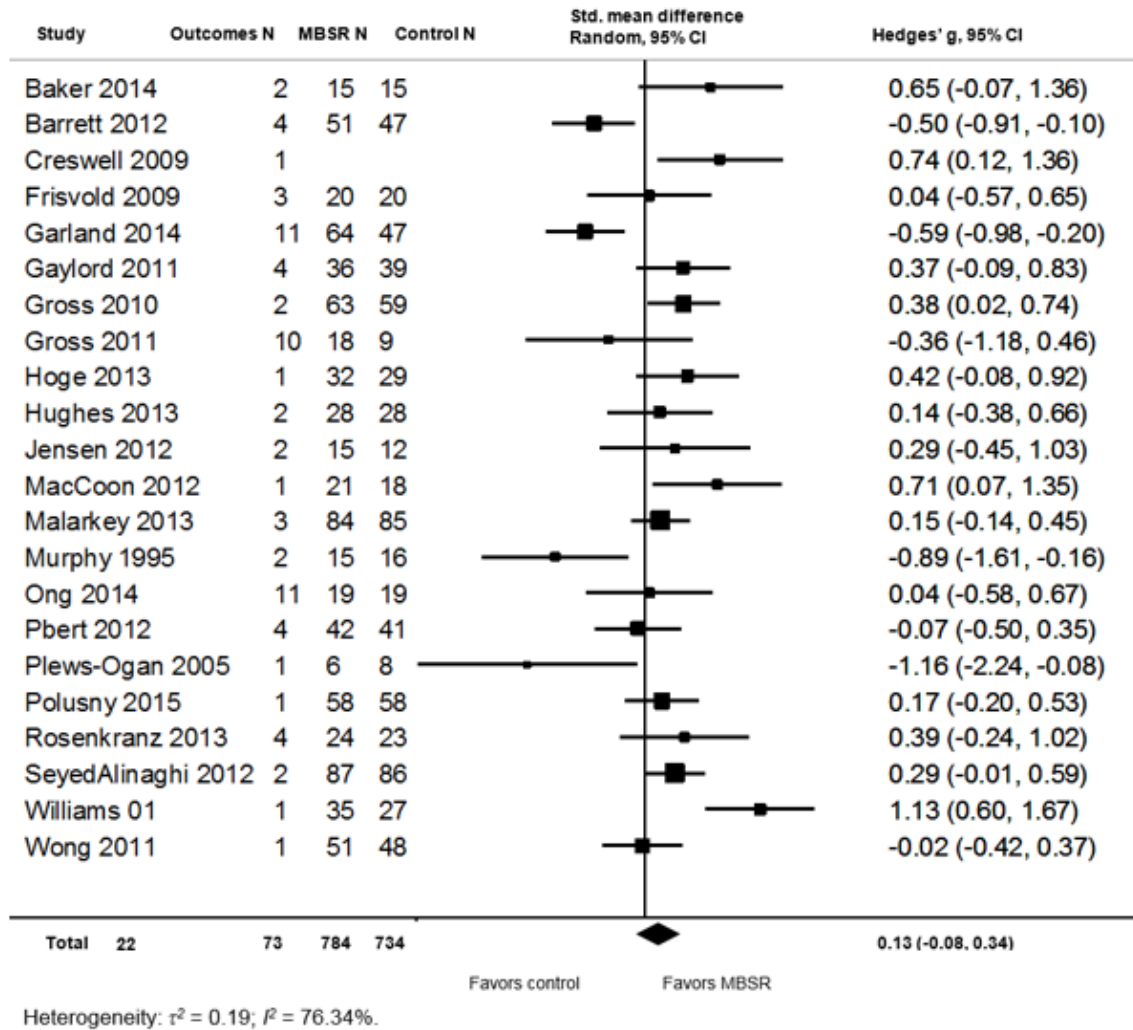
Note: Some scales reported outcomes in many subscales

Comparison: MBSR vs. Active Control  
 Outcome: Composite Quality of Life/Social Function Score



**Figure 20: MBSR vs inactive controls, Composite Quality of life and social function outcome**

Comparison: MBSR vs. Active Control  
 Outcome: Composite Somatic Health Score



**Figure 21: MBSR vs inactive controls, Composite Somatic Health outcome**

There was a significant but very small effect on measures of quality of life and somatic health, which showed moderate and large heterogeneity respectively.

#### 4.3.2.2 Secondary outcomes

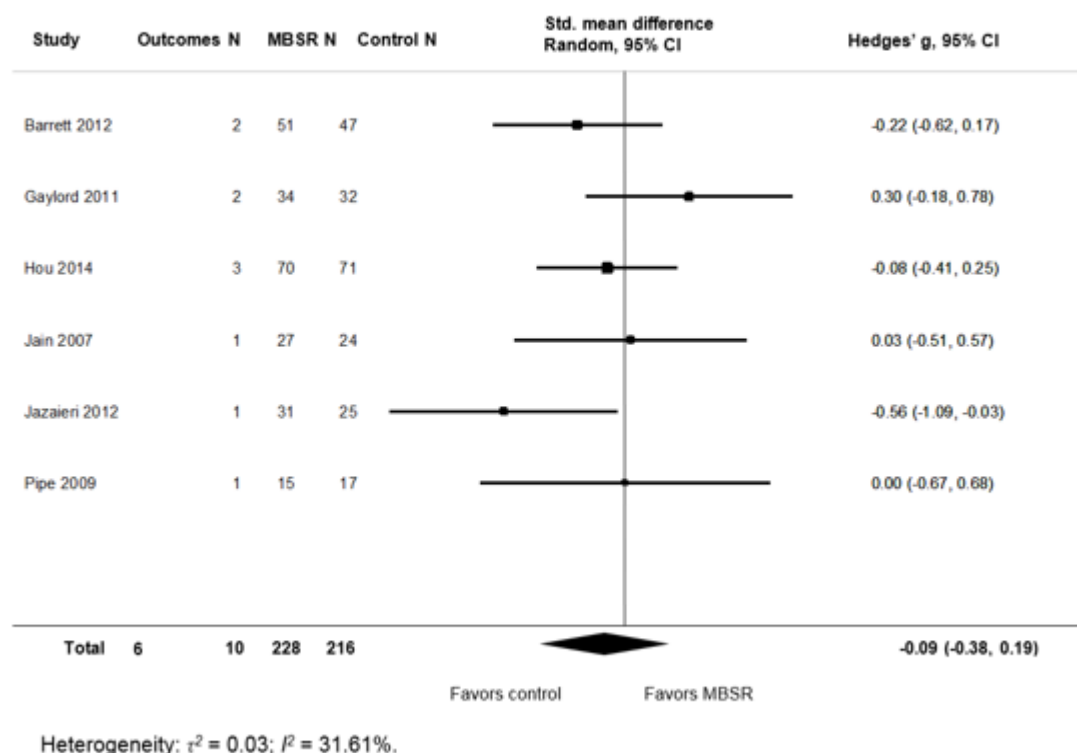
The secondary outcome measures of personal development and mindfulness are shown in Table 12 and Figures 22-23.

**Table 12: Effect sizes of secondary outcome groups, Personal development and Mindfulness, MBSR vs active controls**

Outcomes	Studies	Measures	g	95% CI	Heterogeneity
Personal development (6 studies, 10 outcomes)	Barrett, Gaylord, Hou, Jain, Jazaieri, Pipe	Caring Efficacy Scale, CRSE, INSPIRIT, LO, Pain Catastroph, Reinterpreting pain, Ryff-PR, SCS	-0.09	-0.38-0.19	Tau <sup>2</sup> : 0.03 I <sup>2</sup> : 31.61%
Mindfulness (9 studies, 14 outcomes)	Barrett, Frisvold, Gaylord, Goldin, Hou, Jensen, Malarkey, Polusny, Schmidt,	CAM, FFMQ, FMI, KIMS, MAAS, TMS,	0.31	0.12-0.50	Tau <sup>2</sup> : 0.04 I <sup>2</sup> : 45.73%

Note: Some scales reported outcomes in many subscales

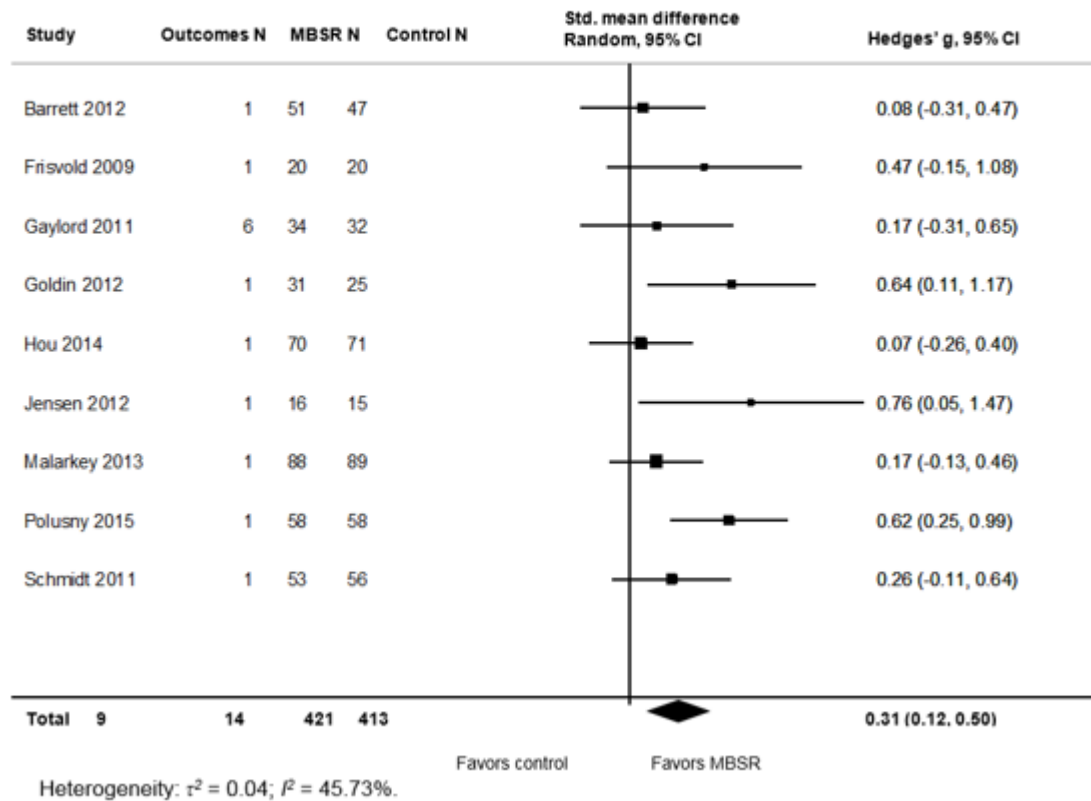
Comparison: MBSR vs. Active Control  
Outcome: Composite Personal Development Score



**Figure 22: MBSR vs inactive controls. Composite Personal development outcome**



Comparison: MBSR vs. Active Control  
 Outcome: Composite Mindfulness Score



**Figure 23: MBSR vs active controls. Composite Mindfulness outcome**

There were no significant differences in the effects on measures of personal development, but a small and significant effect on mindfulness (Table 11 and Figures 22-23). Heterogeneity was low for both outcome groups.

*4.3.2.3 Subgroup and sensitivity analyses*

All subgroup analyses were done for the composite mental health outcome (Table 13). The corresponding correlation matrix is shown in Table 14.

For the 20 studies with follow-up data, the effect size was maintained (effect size difference=0.00, 95% CI -0.04, 0.04) at follow-up from one to 32 months. Studies using intention-to-treat analysis and studies with low risk of bias tended to show lower effect sizes, but the findings did not reach statistical significance using bivariate analyses.

**Table 13: Subgroup analyses, MBSR vs active controls, composite mental health outcome, bivariate model**

<b>Comparisons</b>	<b>Study N</b>	<b>Effect size difference (95% CI), p-value</b>
Non-clinical vs clinical target groups	25	0.13 (-0.17, 0.43), p = .35
Clinical psychological vs clinical somatic target groups	19	0.04 (-0.26, 0.33), p = .81
Studies without intention to treat (ITT) analysis vs studies with ITT analysis	25	0.23 (-0.01, 0.46), p = .06
Follow-up timing in months (from 0-32 months; only studies with follow-up)	20	0.00 (-0.04, 0.04), p = .81
Risk of bias score	25	-0.07 (-0.17, 0.03), p = .14
MBSR course duration in hours	25	0.02 (-0.01, 0.05), p = .24
MBSR attendance percentage (between 65% and 92%)	9	0.01 (-0.04, 0.07), p = .57
Minutes of MBSR practice (between 7 and 45 minutes/day)	8	0.03 (-0.16, 0.22), p = .40
Percentage of female participants	25	0.00 (-0.00, +0.00), p = .64

**Table 14: Correlation matrix, MBSR vs active control groups**

	<b>Clinical/ Nonclin.</b>	<b>Clin.Som/ Clin.Psych</b>	<b>ITT/ Non of ITT</b>	<b>Risk of bias</b>	<b>MBSR hours</b>	<b>Attend. hours</b>	<b>Practice minutes</b>	<b>No of studies</b>
Clinical/Nonclinical	1.00	Not Appl						25
Clin.Som/Clin.Psych	Not Appl	1.00						19
ITT/NonITT	.54	-.23	1.00					25
Risk of bias	.37	.23	.46	1.00				25
MBSR hours	.16	.39	.02	-.24	1.00			25
Attendance hours	-.35	-.37	-.41	-.58	.60	1.00		9
Practice minutes	-.75	.15	-.41	-.18	-.14	Not applic.	1.00	8
Percent female	-.39	.20	-.14	-.06	.03	.20	.03	25

Again, the results from the multivariable meta-regression model (Table 15) yielded similar results to the bivariate models shown in Table 13. Namely, even after adjusting for the other variables in the model, there were insignificant associations between effect size magnitude and the clinical status of participants, the use of intention-to-treat analysis, risk of bias, the length of the intervention, and the percent of females in the sample.

**Table 15: Subgroup analyses, MBSR vs active controls, composite mental health outcome, multivariate model**

Comparisons	b	95% CI
Non-clinical groups	0.07	(-0.35, 0.48), p = .72
Studies without intention to treat (ITT) analysis	0.19	(-0.07, 0.45), p = .14
Risk of bias score	-0.01	(-0.12, 0.10), p = .84
MBSR course duration in hours	0.02	(-0.02, 0.05), p = .31
Percentage of female participants	-0.00	(-0.01, 0.00), p = .48
Intercept	-0.14	(-1.17, 0.90), p = .76

N trials = 25, N effect sizes = 87, residual  $\tau^2 = 0.05$

Meta-regression of average mindfulness effects on average mental health effects at post-intervention for 8 studies with active controls showed an unstandardized regression coefficient of 1.35 (95% CI 0.66, 2.04, p = .008), which indicates that the mental health effect sizes are positively correlated with the mindfulness effect sizes (a one unit change in the mindfulness effect size is associated with a 1.35 unit change in the mental health effect size). This is consistent with the unweighted bivariate correlation ( $r = .93$ , p = .002) between mental health and mindfulness effect sizes at post-intervention.

Re-analyses of effect sizes without outliers showed no changes in effect sizes (Table 16).

**Table 16: Sensitivity analyses, MBSR vs active control groups**

Outcomes	With Outliers included		With Outliers Excluded	
	g	95% CI	g	95% CI
Anxiety	0.08	-0.05-0.21	0.08	-0.05-0.21
Depression	0.22	0.11-0.34	0.22	0.11-0.34
Stress/Distress	0.18	0.02-0.35	0.18	0.02-0.35
Other mental health	0.12	-0.10-0.35	0.12	-0.10-0.35
Any mental health	0.18	0.05-0.30	0.18	0.05-0.30
Personal development	-0.09	-0.38-0.19	-0.09	-0.38-0.19
Quality of life + cognitive & brain function	0.17	0.02-0.35	0.17	0.02-0.35
Mindfulness	0.13	-0.08-0.34	0.16	-0.03-0.35

Note: Effect sizes of 3\*IQR above or below first/third quartile of effect distribution excluded

#### 4.3.3 Studies where data could not be used in meta-analyses

Alterman (2004) compared the effect of an eight-week MBSR course (23 hours) with treatment as usual for 31 substance-abuse recovery inpatients at post-intervention and at five months follow-up. The data were analysed using repeated measures analysis of variance across three time points. While the intervention group improved more than the control group

regarding medical problems, no significant group differences were found on measures of psychological health.

Corsica (2014) carried out a 3-armed RCT and compared the effect of a 6 session MBSR course with a 6-session stress eating intervention and a combination of MBSR and a stress eating intervention in 53 overweight patients. All three interventions reduced perceived stress and stress eating, but the combined intervention resulted in greater reductions and also produced a moderate effect on short term weight loss.

Dykens (2014) compared the effect of MBSR to a positive psychology course for 243 mothers of children with autism. Using slopes as outcomes, they found that both interventions led to significant reductions in stress, anxiety and depression, and improved sleep and life satisfaction. The mothers in the MBSR group had greater improvements in anxiety, depression, sleep and well-being. Results were maintained at six months follow-up.

MacCoon (2014) presented data from the MacCoon (2012) study on the effect of MBSR and a comparable non-mindfulness intervention (Health Enhancement Program - HEP) on sustained attention. They did not find that attentional sensitivity was affected by MBSR, and findings regarding the effect on the vigilance aspect of attention were unclear.

Oman (2008) compared MBSR with another mindfulness intervention and found similar effects, but data for this comparison was not given.

Lengacher (2014) compared the effect of a 6-week MBSR course versus usual care on telomere length and activity in 142 patients treated for breast cancer. They showed no differential influence of MBSR on telomere length, but a significant positive effect on telomere activity measured at 6 and 12-week follow-up.

Wells (2014) compared the effect of a standard MBSR course versus usual care for 19 patients with episodic migraines. They showed a non-significant reduction in length and frequency of migraine attacks per month after the intervention ended, and a significant improvement in migraine disability assessment, headache impact, self-efficacy and mindfulness in the MBSR group, relative to the control group.

#### **4.3.4 Quality of the evidence**

We used the grading of evidence system (Guyatt, 2008) that classifies evidence as high, moderate, low or very low. The grading of the primary outcome groups with reasons for down-grading from high (RCTs start in the high category) is presented in Table 17-18.

---

**Mindfulness Based Stress Reduction (MBSR) for improving health, quality of life and social function in adults**


---

Patient or population: both patients and healthy people

Settings: All settings, Intervention: MBSR; Comparison: Wait-list or TAU

Outcomes	Hedges' g	Hedges' g (95% CI)	No of Participants	Quality of the evidence (GRADE)
<b>Mental Health Outcome</b> Pooled estimate of 159 mental health outcomes in 53 studies using robust SE	0.54	(0.44, 0.63)	4001	⊕⊕⊕⊕ <b>moderate</b> <sup>1,2,3,4,5</sup>
<b>Stress Outcome</b> Pooled estimate of 62 stress outcomes in 40 studies using robust SE	0.53	(0.40, 0.67)	2961	⊕⊕⊕⊕ <b>moderate</b> <sup>1,2,3,4,5</sup>
<b>Anxiety Outcome</b> Pooled estimate of 24 anxiety outcomes in 20 studies using robust SE	0.56	(0.41, 0.71)	1320	⊕⊕⊕⊕ <b>moderate</b> <sup>1,2,3,4,5</sup>
<b>Depression Outcome</b> Pooled estimate of 20 depression outcomes in 20 studies using standard SE	0.59	(0.35, 0.83)	1590	⊕⊕⊕⊕ <b>moderate</b> <sup>1,2,3,4,5</sup>
<b>Somatic Health Outcome</b> Pooled estimate of 142 somatic health outcomes in 38 studies using robust SE	0.31	(0.10, 0.52)	2605	⊕⊕⊕⊕ <b>low</b> <sup>1,2,3,4,5,6</sup>
<b>Quality of Life and Social function Outcome</b> Pooled estimate of 44 quality of life outcomes in 25 studies using robust SE	0.44	(0.31, 0.56)	1765	⊕⊕⊕⊕ <b>moderate</b> <sup>1,2,3,4,5</sup>

GRADE Working Group grades of evidence

**High quality:** Further research is very unlikely to change our confidence in the estimate of effect.

**Moderate quality:** Further research is likely to have an important impact on our confidence in the estimate of effect and may change the estimate.

**Low quality:** Further research is very likely to have an important impact on our confidence in the estimate of effect and is likely to change the estimate.

**Very low quality:** We are very uncertain about the estimate.

---

<sup>1</sup> 27 studies did not specify sequence generation. 44 studies did not specify whether concealment of allocation was adequate. 48 studies did not report on blinding. 7 studies had inadequate reporting. Not rated **down** as there was little difference in estimated effect sizes in studies with different risk of bias scores. <sup>2</sup> Results consistent across studies using different populations and different lengths of MBSR intervention, thus not rated down. <sup>3</sup>  $r^2 = 0.10$  and  $I^2 = 65\%$  for mental health, 0.11 and 67% for stress, 0.06 and 48% for anxiety, 0.15 and 73% for depression, 0.19 and 76% for somatic health and 0.06 and 51% for quality of life, showing heterogeneity, therefore rated down. <sup>4</sup> 69 of 72 included studies entered data in the meta-analysis. <sup>5</sup> Some small studies, but effect sizes adjusted for sample size, robust SE used in meta-analysis and CI acceptable, thus not rated down. <sup>6</sup> Many different somatic outcomes used, and more studies with similar outcomes necessary to assess differential effect across different domains of somatic health, thus rated down.

---

**Table 17: Grading of the quality of evidence of MBSR vs inactive control conditions**

**Mindfulness Based Stress Reduction (MBSR) for improving health, quality of life and social function in adults**

Patient or population: both patients and healthy people

Settings: All settings, Intervention: MBSR; Comparison: Active control

Outcomes	Hedges' g	Hedges' g (95% CI)	No of Participants	Quality of the evidence (GRADE)
<b>Mental Health Outcome</b> Pooled estimate of 87 mental health outcomes in 25 studies using robust SE	0.18	(0.05, 0.30)	1943	⊕⊕⊕⊕ <b>moderate</b> <sup>1,2,3,4,5</sup>
<b>Stress Outcome</b> Pooled estimate of 19 stress outcomes in 16 studies using robust SE	0.18	(0.02, 0.35)	1245	⊕⊕⊕⊕ <b>moderate</b> <sup>1,2,3,4,5</sup>
<b>Anxiety Outcome</b> Pooled estimate of 22 anxiety outcomes in 12 studies using robust SE	0.08	(-0.05, 0.21)	997	⊕⊕⊕⊖ <b>moderate</b> <sup>1,2,3,4,5</sup>
<b>Depression Outcome</b> Pooled estimate of 11 depression outcomes in 11 studies using standard SE	0.22	(0.11, 0.34)	912	⊕⊕⊕⊕ <b>moderate</b> <sup>1,2,3,4,5</sup>
<b>Somatic Health Outcome</b> Pooled estimate of 73 somatic health outcomes in 22 studies using robust SE	0.13	(-0.08, 0.34)	1518	⊕⊕⊕⊖ <b>low</b> <sup>1,2,4,5,6</sup>
<b>Quality of Life and social function Outcome</b> Pooled estimate of 27 quality of life outcomes in 15 studies using robust SE	0.17	(-0.02, 0.35)	1129	⊕⊕⊖⊖ <b>moderate</b> <sup>1,2,4,5</sup>

GRADE Working Group grades of evidence

**High quality:** Further research is very unlikely to change our confidence in the estimate of effect.

**Moderate quality:** Further research is likely to have an important impact on our confidence in the estimate of effect and may change the estimate.

**Low quality:** Further research is very likely to have an important impact on our confidence in the estimate of effect and is likely to change the estimate.

**Very low quality:** We are very uncertain about the estimate.

<sup>1</sup> 9 studies did not specify sequence generation. 15 studies did not specify whether concealment of allocation was adequate. 12 did not report on blinding. 4 studies had inadequate reporting. Not rated down as there was only a small reduction in effect size with increasing risk of bias. <sup>2</sup> Results consistent across studies using different populations and different lengths of the MBSR intervention, but very many different active control group interventions, therefore rated down. <sup>3</sup> Low heterogeneity:  $I^2 = 0.05$  and  $I^2 = 50\%$  for mental health, 0.04 and 43% for stress, 0.00 and 5% for anxiety, 0.00 and 0% for depression, and  $I^2 = 0.08$  and  $I^2 = 60\%$  for quality of life, and not rated down. <sup>4</sup> 34 of 36 studies in the meta-analysis entered data. <sup>5</sup> Some small studies, but effect sizes adjusted for sample size, robust SE used in meta-analysis and CI acceptable. <sup>6</sup> Heterogeneity moderate for somatic health ( $I^2 = 0.19$  and  $I^2 = 76\%$ ), and very different somatic outcomes used. More studies with similar outcomes necessary to assess differential effect across different domains of somatic health, thus rated down.

**Table 18: Grading of the quality of evidence of MBSR vs active control conditions**

The grading shows that for most of the outcomes the evidence was moderate, meaning that new studies could potentially influence our confidence in the effect estimate. For outcome measures of somatic health, the evidence is low, and further research is very likely to impact on the estimate of effect, possibly depending on type of somatic outcomes and active control interventions used.

#### **4.3.5 Adverse events**

There were no reports of adverse events or reports on costs in any of the 101 studies in the review.

---

## 5. Discussion

---

### 5.1 Summary of main results

---

It is encouraging to see the increased number of randomized controlled trials that have studied this mind-body intervention. We identified 70 new trials since the last literature search in 2010, bringing the total number to 101 RCTs with 8,135 participants. Recent studies more often included an active control group, had a study protocol registered, and carried a lower risk of bias compared to the studies included in the first review.

Since the measure of mental health includes outcomes from a larger proportion of the included studies compared to somatic health or quality of life, it is a more robust measure for the effect of the MBSR intervention. It is therefore treated as the main primary outcome for the meta-analyses. The overall effect size for mental health was moderately large (Hedges'  $g = 0.54$ , 95% CI 0.44, 0.63) for studies with inactive control groups, and the effect size was similar across a range of different mental health outcomes, with only small changes compared to the effect sizes reported in the first version of this review. However, we now found moderate heterogeneity, compared to low in 2010, and there was some funnel-plot asymmetry indicating a small study bias. The moderate heterogeneity indicates that the studies have differences that make comparisons across studies less certain. This could arise from differences in the populations, the intervention, the outcome measures or methodological differences between the studies. In addition, there was substantial risk of bias in many studies, and these study features should caution us when drawing conclusions. A fairly robust NNT between 4 and 6 at post-intervention indicates that the effect found is on par with other mental health interventions for mild to moderate mental health problems, and arguably also with many interventions for physical health problems (Arroll 2009, Wright 2009). The effect generally held up at follow-up (up to 34 months in 41 studies).

We also found small but significant effects on overall mental health (Hedges'  $g = 0.18$ , 95% CI 0.05, 0.30) for studies with active control groups. The studies in this comparison showed no funnel plot asymmetry, and risk of bias and heterogeneity was lower, increasing our confidence in the result. This is an interesting finding, given that not all traditional treatments hold up when put to the same test. However, there were no differences in effects for quality of life (including social function), or physical health.

Subgroup analyses for both studies with inactive and active control groups revealed similar effect sizes across a range of target groups, intervention lengths, length of follow-up, gender, and various degrees of compliance. The effects of the intervention decreased with increased risk of bias for studies with inactive control groups but not for studies with active control



groups. Sensitivity analyses after removing outliers had a minor impact on the effect sizes for the different outcome groups. Meta-regression revealed a strong correlation between mindfulness and mental health outcomes at post-intervention.

Most of the included studies reported a number of outcome measurements that clearly were interdependent. Failure to account for those dependencies results in erroneous standard errors and compromises all the inferential statistics generated. To pick only one outcome measure to include in a meta-analysis, on the other hand, can be quite problematic. Similarly, there are statistical dependencies in follow-up measures after post-test. We therefore estimated robust standard errors in such situations, making it possible to use more information in the dataset than traditionally has been the case (Hedges, 2010).

---

## **5.2 Overall completeness and applicability of evidence**

---

This is the largest review as yet of controlled MBSR trials. While the first version of this review did not find many studies using active interventions, such studies now comprise a third of the included trials. The 101 included studies cover a range of different target groups, both patients and members of the public, and more studies have follow-up measurements beyond a few months. The studies come from countries in America, Europe, Asia and Australia, increasing the applicability of the evidence.

The review did not include studies that implemented major modifications to the standard MBSR protocol, nor did we include non-randomized controlled trials of MBSR. Both might have influenced our results. However, we accepted studies with varying length of the intervention if researchers adhered to the principles set out by Kabat-Zinn (1990). Thus, we cannot generalize our findings to other mindfulness based interventions or other study designs.

There were several inaccuracies regarding whether the control group was a treatment as usual group or whether it in fact was a waitlist control group. Some studies stated that they used a treatment as usual design, but also wrote that the control group was offered the MBSR intervention after the completion of the study without specifying whether this was known to the control group from the onset of the trial. Furthermore, what treatment as usual entailed was seldom described. Because of these uncertainties, we chose to group together the studies using waitlist and treatment as usual. Another reason for doing this was to gain statistical strength to assess effects across different groups of outcomes. Thus, we cannot differentiate the differential effects depending on whether a waitlist or treatment as usual is used as the control condition.

Unfortunately, only four trials provided data on social function separately from measuring it as part of quality of life measures. The effect on work ability could therefore not be assessed. Neither were there reports of possible adverse effects or costs. Both types of information should be addressed in future trials. The composite outcome measure labelled somatic health included a wide variety of outcomes, from self-reported physical health measures to

laboratory data on physical, attention and brain functions. It is therefore not surprising that the heterogeneity of effect sizes in this outcome group is high. It may well be that different aspects of physical health respond differentially to an MBSR intervention.

---

### 5.3 Quality of the evidence

---

The quality of the studies varied and the overall risk of bias was considerable for many trials. Encouragingly, we found a decrease in average risk of bias from the first edition of this review. The data also indicate that trials with active control groups had a lower risk of bias than trials with inactive controls. Effect sizes showed a trend towards decreasing with increasing risk of bias, although this was only significant for trials with inactive controls. There were relatively few studies that reported compliance accurately and the relationship between attendance, home practice and outcome could therefore only be assessed for a minority of studies. This should be explored further. Overall, there is ample opportunity for trialists to improve methods.

The level of heterogeneity was generally moderate across studies in some analyses. This indicates that studies differ in ways that make the meta-analytic results less certain. The differences in populations, outcomes, and ways of analysing the results could contribute to this. Ten of the excluded articles were unattainable and two of these were written in Chinese. In addition, some studies presented some of the non-significant results in such a way that they could not be entered into the meta-analyses. These factors might also have influenced the results.

There were few studies that had registered their trials beforehand, although newer studies, and particularly newer studies with active controls, increasingly seem to comply with this recommendation. This is important in order for reviewers to be able to assess whether reporting of outcomes is accurate. A recent study of 124 controlled mindfulness trials (Coronado-Montoya et al., 2016) indicated that positive results have been reported more often than expected. Indeed, our finding of a funnel-plot asymmetry indicate a possible lack of small studies without effect, emphasizing the need for researchers to publish and editors to accept for publication such ‘negative studies’. It is therefore possible that the effect sizes reported in this review for MBSR versus inactive controls are somewhat inflated.

Judgments about evidence and recommendations in healthcare are complex. The GRADE system has been developed to improve on judgments about the quality of the evidence (Guyatt, 2008). Grading of the evidence led us to believe that the quality is moderate for most comparisons and low for somatic health (Tables 17-18). This means that new research might change the effect estimates. Although the findings in this review are remarkably similar to what we found in the first version of the review based on the first 31 trials, we would want to see a GRADE profile that corresponds to high quality removing residual uncertainty about the confidence in the results.

---

## 5.4 Potential biases in the review process

---

Several of the reviewers are themselves mindfulness practitioners and this represents a possible bias in the review process. The first author of the review is also first author of two included studies. These were assessed by other members of the team.

Estimation of effects by the robust variance estimation typically resulted in similar effect size estimates as the conventional method, but with more narrow confidence intervals. It is encouraging to be able make use of most of the data in the studies and to avoid the often haphazard choice of which outcome to select for meta-analysis when several measures of the same construct are presented in a primary study. We anticipate that this method will become more of a standard technique in meta-analysis.

---

## 5.5 Agreements and disagreements with other studies or reviews

---

A large number of systematic reviews on mindfulness-based interventions have been published since we put forward our first review. Most of them concentrated on particular target groups such as patients with chronic pain (Bawa et al., 2015), sleep in cancer patients (Chiu et al., 2014), or healthy individuals (Sharma & Rush, 2014), and most of them included different mindfulness-based interventions. Three systematic reviews and meta-analyses of all types of mindfulness-based interventions have recently been published. One review with 209 individual trials (Khoury, 2013) included 38 controlled studies and found a post-intervention combined effect size of  $g = 0.52$  and  $0.33$  comparing MBSR to wait-list control and to active control groups respectively. A second review (Goyal, 2014) included 41 controlled trials with different meditation programs: 26 were mindfulness-based interventions and 16 of these were MBSR programs. There were not enough trials with active controls to perform comparative effect analyses but the comparison of 26 mindfulness-based interventions to inactive controls demonstrated an effect size on anxiety, depression, and pain of Cohen's  $d = 0.40$ ,  $0.32$ , and  $0.33$  respectively. The third review (Gotink, 2016) was an overview of systematic reviews and meta-analyses of mindfulness-based interventions. It included 23 reviews covering 115 RCTs that had included 8,683 unique individuals. Compared to inactive controls, MBSR and MBCT (Mindfulness-Based Cognitive Therapy) significantly improved depressive symptoms, anxiety, and stress with a Cohen's effect size of  $d = 0.37$ ,  $0.49$ , and  $0.51$ , while the effect on quality of life and physical functioning were estimated to be  $d = 0.39$  and  $0.27$  respectively. Our results are in general agreement with these reviews.

Based on the assumption that many of the self-report mental health outcome measures tap similar aspects of mental functions, we created a composite measure of mental health from the outcomes for anxiety, depression, stress/distress, and other mental health outcomes (measures of emotional disturbance and regulation, anger, worry, rumination, and relaxation). The mental health measure captured data from three quarters of the studies. A couple of other reviews have also measured mental health as one construct, reporting figures in the same range as we did (Baer, 2003; Grossman, Niemann, & Schmidt, 2004, Carmody & Baer, 2009).

---

## 5.6 Subgroup analyses

---

All subgroup analyses were carried out with the composite mental health outcome measure as the dependent variable. The hypotheses had been revised based on the findings from the first edition of this review. In agreement with the hypotheses, the review found a similar effect size among patient samples as with non-clinical groups, and studies including persons with psychological problems reported about the same effects as those recruiting people with physical health issues. A possible explanation is that all studies include participants on a basis of self-selection and the MBSR intervention is a well-known intervention for stress-related problems. Hence, people included in the studies might be more similar with respect to the level of mental health problems than the inclusion labels indicate. Only a few studies included patients with diagnosed mental problems.

The effect size on mental health outcomes was maintained at follow-up both for studies comparing MBSR to inactive and active controls. There were only 41 studies with such data, and hopefully future trials will add to this number and enable us to verify this promising finding.

It was unexpected that attendance and home practice hardly influenced the effect size. Accordingly, the 'dosage' of mindfulness training that is necessary to have an effect is still unknown. The effect may come through moments of insight leading to a change in the way one views oneself and the world. This may happen as much from a readiness to change as from the length of the MBSR course. In a more detailed analysis of dose-response, Carmody (2009) did not find a significant effect of length of the MBSR course or assigned home practice. We do not know of course anything about the quality of practice that was reported; 30 minutes routine daily practice without paying much attention may be less effective than learning to be mindful in everyday life, something which is much more difficult to measure. Furthermore, different types of practice may have different effects on different outcomes, as shown in a pre-post study of 174 participants assigned to different types of MBSR classes (Carmody & Baer, 2008). When analysed on the basis of more careful recording, Rosenzweig et al. (2010) showed that the effect varied both as a function of clinical condition and compliance. A different perspective was provided by an uncontrolled study showing that home practice predicted not only reductions in self-reported stress, but also changes in brain grey matter density in the right amygdala, an area involved in stress reactions (Hölzel, 2010).

Only a quarter of the studies reported accurately on compliance, and this makes it difficult to assess the relationship between compliance and effect. The meta-regression of the effect size of mindfulness on mental health outcome at post-intervention both for inactive and active control groups does, however, may indicate that training in mindfulness is important for the reported outcomes. This is in line with findings in a recent systematic review of mindfulness mediation studies (Gu, Strauss, Bond, & Cavanagh, 2015).

The studies reporting intention-to-treat data did not differ significantly in effect on mental health outcome from studies reporting per-protocol data, although there was a trend towards

lower effect sizes in studies with intent-to-treat analyses for both inactive and active control groups. On the whole attrition was low (ca. 15%), which could explain this result.

The average mental health effect size decreased significantly with increased risk of bias for inactive groups  $b = -0.09$  ( $-0.18, -0.01$ ), but not for active groups. This underlines the importance of following the guidelines for registering, conducting and reporting of randomized controlled trials which were all of higher quality in the trials using active control groups.

---

## 6. Authors' conclusions

---

### 6.1 Implications for practice and policy

---

Compared to inactive controls, MBSR seems to have a moderately large positive effect on outcomes of mental health; the quality of evidence being graded as moderate. The intervention also improved quality of life, including social function, and positive effects were found also for outcome measures of somatic health, personal development like empathy, coping and sense of coherence, and mindfulness. Heterogeneity was moderate for most outcome groups, and this, in addition to publication and reporting bias, may have inflated the results somewhat.

Compared to active control groups, MBSR seems to have an additional small positive effect on outcome measures of mental health, depression, stress and mindfulness. This may indicate that MBSR has an effect in addition to the effects of common factors (such as group support, attention from the teacher, and knowing that one is doing something to promote health), which one is trying to control for by using active control interventions. MBSR had a similar effect to other psychosocial interventions on anxiety, personal development and physical health. Heterogeneity was low except for somatic health and quality of life where it was high and moderate, respectively.

Consistent effects were found across different target groups and intervention forms. While the Program alleviated symptoms of stress and mental health more broadly defined, MBSR also had positive effects on measures of personal development, and quality of life including social function. MBSR might be an attractive option for anyone interested in improving the way they handle stress and cope with illness and the strains of life. In times that value action, perfection, and always being available, mindfulness offers a different perspective that allows one to learn to appreciate life as it is just now, and opening up to the resources available within us and in our surroundings. Although MBSR is often tried out in therapeutic settings, it is a general method for strengthening our resources and ability to self-regulate mind and body functions. It is low-cost and group-based, and it can also be delivered by non-medical personnel with sufficient training and experience in teaching and practicing mindfulness.

---

### 6.2 Implications for research

---

Further studies should improve and innovate the MBSR Program in order to achieve a possibly stronger effect. In particular, it might be time for combining MBSR with other treatment modalities such as exercise, different forms of psychotherapy, or educational programs. As more trials with active control conditions are published, future reviews could

compare the effects of MBSR to different types of active interventions, such as educational programs and group therapy programs. Studies with mixed designs might be of value to provide insights into how participants can strengthen the effects of the intervention, and systematic reviews of qualitative studies might be timely. There is no need for more uncontrolled studies and it is strongly recommended that all randomized trials be pre-registered, performed, and reported according to current standards. It might be worth exploring further the effects of the length of the intervention, reported home practice, teacher qualifications, and the variation in outcomes among study participants in well-designed primary studies.

The field is rapidly evolving and more trials are embedding investigations of changes in the brain and in bodily functions, possibly shedding light on mechanisms of change. All new trials should include measures of mindfulness and explore moderators and mediators of effect. In addition, it would be valuable to use other methods for measuring mindfulness than self-report measures, since these may measure skills in self-reporting rather than mindfulness per se (Davidson & Kaszniak, 2015).

More accurate ways to monitor fidelity and compliance may help us to assess the correct relationship between the intervention and the outcomes, both by video assessment of sessions and through more direct monitoring of home practice, for example by using smart phones or physiological monitoring of heart rate variability during practice. It may also be useful to include ecological momentary assessment of mind-wandering and not just retrospective questionnaires assessing mindfulness (Davidson, 2015).

Another important issue in research is a more detailed description of the MBSR program delivered, and how this has been adapted to the population in question (Davidson, 2015).

All trialists should attempt to share data, as many topics related to mechanisms may only be properly explored in individual patient data meta-analysis.

---

## 7. References

---

### 7.1 References to included studies

---

Alterman2004

Alterman AI, Koppenhaver JM, Mulholland E, Ladden LJ, Baime MJ. Pilot trial of effectiveness of mindfulness meditation for substance abuse patients. *J Subst Use* 2004;9:259-68.

Amutio 2015

Amutio A, Martinez-Taboada C, Hermosilla D, Delgado L C. Enhancing relaxation states and positive emotions in physicians through a mindfulness training program: a one-year study. *Psychol Health Med* 2015;20:720-31.

Anderson 2007

Anderson ND, Lau MA, Segal ZV, Bishop SR. Mindfulness-based stress reduction and attentional control. *Clin Psychol Psychother* 2007;14:449-63.

Arch 2013

Arch JJ, Ayers CR, Baker A, Almklov E, Dean DJ, Craske MG. Randomized clinical trial of adapted mindfulness-based stress reduction versus group cognitive behavioral therapy for heterogeneous anxiety disorders. *Behav Res Ther* 2013;51:185-96.

Arefnasab 2013

Arefnasab Z, Ghanei M, Noorbala AA, Alipour A, Babamahmoodi F, Babamahmoodi A, et al. Effect of mindfulness based stress reduction on quality of life (SF-36) and spirometry parameters, in chemically pulmonary injured veterans. *Iran J Public Health* 2013;42:1026-33.

Astin 1997

Astin JA. Stress reduction through mindfulness meditation: effects on psychological symptomatology, sense of control, and spiritual experiences. *Psychother Psychosom* 1997;66:97-106.

Baker 2014

Baker J, Costa D, Guarino JM, Nygaard I. Comparison of mindfulness-based stress reduction versus yoga on urinary urge incontinence: a randomized pilot study with 6-month and 1-year follow-up visits. *Female Pelvic Med Reconstr Surg* 2014;20:141-6.



Banth 2015

Banth S, Ardebil M D. Effectiveness of mindfulness meditation on pain and quality of life of patients with chronic low back pain. *Int J Yoga* 2015;8:128-33.

Barrett 2012

\* Barrett B, Hayney MS, Muller D, Rakel D, Ward A, Obasi CN, et al. Meditation or exercise for preventing acute respiratory infection: a randomized controlled trial. *Ann Fam Med* 2012;10:337-46.

Hayney MS, Coe CL, Muller D, Obasi CN, Backonja U, Ewers T, et al. Age and psychological influences on immune responses to trivalent inactivated influenza vaccine in the meditation or exercise for preventing acute respiratory infection (MEPARI) trial. *Hum Vaccin Immunother* 2014;10:83-91.

Rakel D, Mundt M, Ewers T, Fortney L, Zgierska A, Gassman M, Barrett B. Value associated with mindfulness meditation and moderate exercise intervention in acute respiratory infection: the MEPARI Study. *Fam Pract* 2013;30:390-7.

Blom 2014

Blom K, Baker B, How M, Dai M, Irvine J, Abbey S, et al. Hypertension analysis of stress reduction using mindfulness meditation and yoga: results from the HARMONY randomized controlled trial. *Am J Hypertens* 2014;27:122-9.

Bränström 2010

Bränström R, Kvillemo P, Brandberg Y, Moskowitz JT. Self-report mindfulness as a mediator of psychological well-being in a stress reduction intervention for cancer patients: a randomized study. *Ann Behav Med* 2010;39:151-61.

Bränström R, Kvillemo P, Moskowitz JT. A randomized study of the effects of mindfulness training on psychological well-being and symptoms of stress in patients treated for cancer at 6-month follow-up. *Int J Behav Med* 2012;19:535-42.

Branstrom R, Kvillemo P, Akerstedt T. Effects of mindfulness training on levels of cortisol in cancer patients. *Psychosomatics* 2013;54:158-64.

Brown 2013

Brown CA, Jones AKP. Psychobiological correlates of improved mental health in patients with musculoskeletal pain after a mindfulness-based pain management program. *Clin J Pain* 2013;29:233-44.

Carmody 2011

Carmody JF, Crawford S, Salmoirago-Blotcher E, Leung K, Churchill L, Olendzki N. Mindfulness training for coping with hot flashes: results of a randomized trial. *Menopause* 2011;18:611-20.

Carson 2004

Carson JW, Carson KM, Gil KM, Baucom DH. Mindfulness-based relationship enhancement. *Behav Ther* 2004;(3):471-94.

Cohen-Katz 2005

Cohen-Katz J, Wiley SD, Capuano T, Baker D, Shapiro S. The effects of mindfulness-based stress reduction on nurse stress and burnout: part II. *Holist Nurs Pract* 2005;19:26-35.

Corsica 2014

Corsica J, Hood M M, Katterman S, Kleinman B, Ivan I. Development of a novel mindfulness and cognitive behavioral intervention for stress-eating: a comparative pilot study. *Eat Behav* 2014;15:694-9.

Creswell 2009

Creswell JD, Myers HF, Cole SW, Irwin MR. Mindfulness meditation training effects on CD4+ T lymphocytes in HIV-1 infected adults: a small randomized trial. *Brain Behav Immun* 2009;23:184-8.

\* Creswell JD. Biobehavioral effects of mindfulness-based stress reduction in HIV [dissertation]. Los Angeles (CA): University of California, 2007.

Creswell 2012

Creswell J, Irwin MR, Burklund LJ, Lieberman MD, Arevalo JM, Ma J, et al. Mindfulness-based stress reduction training reduces loneliness and pro-inflammatory gene expression in older adults: a small randomized controlled trial. *Brain Behav Immun* 2012;26:1095-101.

Davidson 2003

Davidson RJ, Kabat-Zinn J, Schumacher J, Rosenkranz M, Muller D, Santorelli SF, et al. Alterations in brain and immune function produced by mindfulness meditation. *Psychosom Med* 2003;65:564-70.

de Veer 2009

de Veer S, Brouwers A, Evers W, Tomic W. A pilot study of the psychological impact of the mindfulness-based stress reduction program on persons who stutter. *Eur Psychother* 2009;9:39-56.

de Vibe 2006

de Vibe M, Moum T. [Training in mindfulness for patients with stress and chronic illness]. [Norwegian]. *Tidsskrift for Den Norske Laegeforening* 2006;126:1898-902.

de Vibe 2013

de Vibe M, Solhaug I, Tyssen R, Friberg O, Rosenvinge JH, Sorlie T, et al. Mindfulness training for stress management: a randomised controlled study of medical and psychology students. *BMC Med Educ* 2013;13:107.

#### Duncan 2012

Duncan LG, Moskowitz JT, Neilands TB, Dilworth SE, Hecht FM, Johnson MO. Mindfulness-based stress reduction for HIV treatment side effects: a randomized, wait-list controlled trial. *J Pain Symptom Manage* 2012;43:161-71.

#### Dyken 2014

Dyken EM, Fisher MH, Taylor JL, Lambert W, Miodrag N. Reducing distress in mothers of children with autism and other disabilities: a randomized trial. *Pediatrics* 2014;134:e454-63.

#### Erogul 2014

Erogul M, Singer G, McIntyre T, Stefanov D. Abridged mindfulness intervention to support wellness in first-year medical students. *Teach Learn Med* 2014;26:350-6.

#### Esmer 2010

Esmer G, Blum J, Rulf J, Pier J. Mindfulness-based stress reduction for failed back surgery syndrome: a randomized controlled trial. [Erratum appears in *J Am Osteopath Assoc*. 2011 Jul;111(7):424], [Erratum appears in *J Am Osteopath Assoc*. 2011 Jan;111(1):3]. *J Am Osteopath Assoc* 2010;110:646-52.

#### Farb 2013

Farb NA, Segal ZV, Anderson AK. Mindfulness meditation training alters cortical representations of interoceptive attention. *Soc Cogn Affect Neurosci* 2013;8:15-26.

#### Flook 2013

Flook L, Goldberg SB, Pinger L, Bonus K, Davidson RJ. Mindfulness for teachers: a pilot study to assess effects on stress, burnout, and teaching efficacy. *Mind Brain Educ* 2013;7:182-95.

#### Fogarty 2015

Fogarty FA, Booth RJ, Gamble GD, Dalbeth N, Consedine NS. The effect of mindfulness-based stress reduction on disease activity in people with rheumatoid arthritis: a randomised controlled trial. *Ann Rheum Dis* 2015;74:472-4.

#### Frisvold 2009

Frisvold MH. The 'midlife study': mindfulness as an intervention to change health behaviors in midlife women [dissertation]. Minneapolis (MN): University of Minnesota, 2009.

#### Garland 2014

Garland SN, Carlson LE, Stephens AJ, Antle MC, Samuels C, Campbell TS. Mindfulness-based stress reduction compared with cognitive behavioral therapy for the treatment of insomnia comorbid with cancer: a randomized, partially blinded, noninferiority trial. *J Clin Oncol* 2014;32:449-57.

#### Gaylord 2011

Garland EL, Gaylord SA, Palsson O, Faurot K, Douglas MJ, Whitehead WE. Therapeutic mechanisms of a mindfulness-based treatment for IBS: effects on visceral sensitivity, catastrophizing, and affective processing of pain sensations. *J Behav Med* 2012;35:591-602.

\* Gaylord SA, Palsson OS, Garland EL, Faurot KR, Coble RS, Mann JD. Mindfulness training reduces the severity of irritable bowel syndrome in women: results of a randomized controlled trial. *Am J Gastroenterol* 2011;106:1678-88.

#### Gayner 2011

Gayner B, Esplen MJ, DeRoche P, Wong J, Bishop S, Kavanagh L, et al. A randomized controlled trial of mindfulness-based stress reduction to manage affective symptoms and improve quality of life in gay men living with HIV. *J Behav Med* 2011;35:272-85.

#### Goldin 2012

Goldin P, Ziv M, Jazaieri H, Gross JJ. Randomized controlled trial of mindfulness-based stress reduction versus aerobic exercise: effects on the self-referential brain network in social anxiety disorder. *Front Hum Neurosci* 2012;6:295.

#### Gross 2010

Gross CR, Kreitzer MJ, Thomas W, Reilly-Spong M, Cramer-Bornemaun M, Nyman JA, et al. Mindfulness-based stress reduction for solid organ transplant recipients. *Altern Ther Health Med* 2010;16:30-8.

#### Gross 2011

Gross CR, Kreitzer MJ, Reilly-Spong M, Wall M, Winbush NY, Patterson R, et al. Mindfulness-based stress reduction versus pharmacotherapy for chronic primary insomnia: a randomized controlled clinical trial. *Explore (NY)* 2011;7:76-87.

#### Grossman 2010

Grossman P, Kappos L, Gensicke H, D`Souza M, Mohr DC, Penner IK, Steiner C. MS quality of life, depression, and fatigue improve after mindfulness training: a randomized trial. *Neurology* 2010;75:1141-9.

#### Hartmann 2012

\* Hartmann M, Kopf S, Kircher C, Faude-Lang V, Djuric Z, Augstein F. Sustained effects of a mindfulness-based stress-reduction intervention in type 2 diabetic patients: design and first results of a randomized controlled trial (the Heidelberger Diabetes and Stress-Study). 2012;35:945-7.

Kopf S, Oikonomou D, Hartmann M, Feier F, Faude-Lang V, Morcos M, et al. Effects of stress reduction on cardiovascular risk factors in type 2 diabetes patients with early kidney disease: results of a randomized controlled trial (HEIDIS). *Exp Clin Endocrinol Diabetes* 2014;122:341-9.

Kopf S, Oikonomou D, Hartmann M, Humpert P, Herzog W, Nawroth PP. Mindfulness based stress reduction training was able to improve stress, depression and health status in patients with type 2 diabetes over 3 years: results of the Heidelberger Diabetes and Stress Study (HEIDIS). *Exp Clin Endocrinol Diabetes* 2014;122:164.

Henderson 2012

Henderson V, Clemow L, Massion A, Hurley T, Druker S, Hebert JR. The effects of mindfulness-based stress reduction on psychosocial outcomes and quality of life in early-stage breast cancer patients: a randomized trial. *Breast Cancer Res Treat* 2012;131:99-109.

Hoffman 2012

Hoffman CJ, Ersser SJ, Hopkinson JB, Nicholls PG, Harrington JE, Thomas PW. Effectiveness of mindfulness-based stress reduction in mood, breast- and endocrine-related quality of life, and well-being in stage 0 to III breast cancer: a randomized, controlled trial. *J Clin Oncol* 2012;30:1335-42.

Hoge 2013

Hölzel BK, Hoge EA, Greve DN, Gard T, Creswell JD, Brown KW, et al. Neural mechanisms of symptom improvements in generalized anxiety disorder following mindfulness training. *Neuroimage Clin* 2013;2:448-58.

Hoge E, Bui T H E, Metcalf C, Pollack M H, Simon N M. Mindfulness training improves resilience: Reductions in adrenocorticotrophic hormone (ACTH) response to laboratory stress.. *Neuropsychopharmacology* 2012;38:321-2.

\* Hoge EA, Bui E, Marques L, Metcalf CA, Morris LK, Robinaugh DJ, et al. Randomized controlled trial of mindfulness meditation for generalized anxiety disorder: effects on anxiety and stress reactivity. *J Clin Psychiatry* 2013;74:786-92.

Hou 2014

Hou RJ, Wong SY, Yip BH, Hung AT, Lo HH, Chan PH, et al. The effects of mindfulness-based stress reduction program on the mental health of family caregivers: a randomized controlled trial. *Psychother Psychosom* 2014;83:45-53.

Huang 2015

Huang SL, Li RH, Huang FY, Tang FC. The potential for mindfulness-based intervention in workplace mental health promotion: results of a randomized controlled trial. *PLoS One* 2015;10:e0138089.

Hughes 2013

Hughes JW, Fresco DM, Myerscough R, van Dulmen MH, Carlson LE, Josephson R. Randomized controlled trial of mindfulness-based stress reduction for prehypertension. *Psychosom Med* 2013;75:721-8.

Jain 2007

Jain S, Shapiro SL, Swanick S, Roesch SC, Mills PJ, Bell I, et al. A randomized controlled trial of mindfulness meditation versus relaxation training: effects on distress, positive states of mind, rumination, and distraction. *Ann Behav Med* 2007;33:11-21.

Jazaieri 2012

Jazaieri H, Goldin PR, Werner K, Ziv M, Gross JJ. A randomized trial of MBSR versus aerobic exercise for social anxiety disorder. *J Clin Psychol* 2012;68:715-31.

Jedel 2015

Jedel S, Hoffman A, Merriman P, Swanson B, Voigt R, Rajan R, et al. A randomized controlled trial of mindfulness-based stress reduction to prevent flare-up in patients with inactive ulcerative colitis. *Digestion* 2015;89:142-55.

Jensen 2012

Jensen CG, Vangkilde S, Frokjaer V, Hasselbalch SG. Mindfulness training affects attention - or is it attentional effort? *J Exp Psychol Gen* 2012;141:106-23.

Johansson 2012

Johansson B, Bjuhr H, Ronnback L. Mindfulness-based stress reduction (MBSR) improves long-term mental fatigue after stroke or traumatic brain injury. *Brain Inj* 2012;26:1621-8.

Johns 2015

Johns SA, Brown LF, Beck-Coon K, Monahan PO, Tong Y, Kroenke K. Randomized controlled pilot study of mindfulness-based stress reduction for persistently fatigued cancer survivors. *Psychooncology* 2015;24:885-93.

Kang 2009

Kang YS, Choi SY, Ryu E. The effectiveness of a stress coping program based on mindfulness meditation on the stress, anxiety, and depression experienced by nursing students in Korea. *Nurse Educ Today* 2009;29:538-43.

Kearney 2013

Kearney DJ, McDermott K, Malte C, Martinez M, Simpson TL. Effects of participation in a mindfulness program for veterans with posttraumatic stress disorder: a randomized controlled pilot study. *J Clin Psychol* 2013;69:14-27.

Kilpatrick 2011

Kilpatrick LA, Suyenobu BY, Smith SR, Bueller JA, Goodman T, Creswell JD, et al. Impact of mindfulness-based stress reduction on intrinsic brain connectivity. *Neuroimage* 2011;56:290-8.

Klatt 2008

Klatt MD, Buckworth J, Malarkey WB. Effects of low-dose mindfulness-based stress reduction (MBSR-ld) on working adults. *Health Educ Behav* 2009;36:601-14.

Koszycki 2007

Koszycki D, Benger M, Shlik J, Bradwejn J. Randomized trial of a meditation-based stress reduction program and cognitive behavior therapy in generalized social anxiety disorder. *Behav Res Ther* 2007;45:2518-26.

la Cour 2015

la Cour P, Petersen M. Effects of mindfulness meditation on chronic pain: a randomized controlled trial. *Pain Med* 2015;16:641-52.

Lengacher 2009

\* Lengacher CA, Johnson-Mallard V, Post-White J, Moscoso MS, Jacobsen PB, Klein TW, Widen RH, Fitzgerald SG, Shelton MM, Barta M, Goodman M, Cox CE, Kip KE. Randomized controlled trial of mindfulness-based stress reduction (MBSR) for survivors of breast cancer. *Psycho-Oncology* 2009;18:1261-72.

Lengacher CA, Kip KE, Post-White J, Fitzgerald S, Newton C, Barta M, et al. Lymphocyte recovery after breast cancer treatment and mindfulness-based stress reduction (MBSR) therapy. *Biol Res Nurs* 2013;15:37-47.

Lengacher CA, Reich RR, Post-White J, Moscoso M, Shelton MM, Barta M, et al. Mindfulness based stress reduction in post-treatment breast cancer patients: an examination of symptoms and symptom clusters. *Journal of Behavioral Medicine* 2012;35:86-94.

Lengacher CA, Shelton MM, Reich RR, Barta MK, Johnson-Mallard V, Moscoso MS, et al. Mindfulness based stress reduction (MBSR(BC)) in breast cancer: evaluating fear of recurrence (FOR) as a mediator of psychological and physical symptoms in a randomized control trial (RCT). *J Behav Med* 2014;37:185-95.

Lengacher 2014

Lengacher CA, Reich RR, Kip KE, Barta M, Ramesar S, Paterson CL, et al. Influence of mindfulness-based stress reduction (MBSR) on telomerase activity in women with breast cancer (BC). *Biol Res Nurs* 2014;16:438-47.

Lengacher 2014a

Lengacher CA, Reich RR, Paterson CL, Jim HS, Ramesar S, Alinat CB, et al. The effects of mindfulness-based stress reduction on objective and subjective sleep parameters in women with breast cancer: a randomized controlled trial. *Psychooncology* 2015;24:424-32.

MacCoon 2012

MacCoon D G, MacLean K A, Davidson R J, Saron C D, Lutz A. No sustained attention differences in a longitudinal randomized trial comparing mindfulness based stress reduction versus active control. *PLoS One* 2014;9(6):e97551.

\* MacCoon DG, Imel ZE, Rosenkranz MA, Sheftel JG, Weng HY, Sullivan JC, et al. The validation of an active control intervention for Mindfulness Based Stress Reduction (MBSR). *Behav Res Ther* 2012;50:3-12.

Majid 2012

Majid SA, Seghatoleslam T, Homan HA, Akhvast A, Habil H. Effect of mindfulness based stress management on reduction of generalized anxiety disorder. *Iran J Public Health* 2012;41:24-8.

Malarkey 2013

Malarkey WB, Jarjoura D, Klatt M. Workplace based mindfulness practice and inflammation: a randomized trial. *Brain Behav Immun* 2013;27:145-54.

Manotas 2012

Manotas MA, Eraso M, Segura C, Oggins J, McGovern K. Association of brief mindfulness training with reductions in perceived stress and distress in Colombian health care professionals. *Int J Stress Manage* 2014;21:207-225.

\* Manotas MA. Brief mindfulness training to improve mental health with colombian healthcare professionals [dissertation]. San Francisco (CA): California Institute of Integral Studies, 2012.

Moritz 2006

Moritz S, Quan H, Rickhi B, Liu M, Angen M, Vintila R, et al. A home study-based spirituality education program decreases emotional distress and increases quality of life: a randomized, controlled trial. *Altern Ther Health Med* 2006;12:26-35.

Morone 2008

Morone NE, Greco CM, Weiner DK. Mindfulness meditation for the treatment of chronic low back pain in older adults: a randomized controlled pilot study. *Pain* 2008;134:310-9.

Moss 2015

Moss AS, Reibel DK, Greeson JM, Thapar A, Bubb R, Salmon J, et al. An adapted mindfulness-based stress reduction program for elders in a continuing care retirement community: quantitative and qualitative results from a pilot randomized controlled trial. *J Appl Gerontol* 2015;34:518-38.

Moynihan 2013

Gallegos AM, Hoerger M, Talbot NL, Moynihan JA, Duberstein PR. Emotional benefits of mindfulness-based stress reduction in older adults: the moderating roles of age and depressive symptom severity. *Aging Ment Health* 2013;17:823-9.



\* Moynihan JA, Chapman BP, Klorman R, Krasner MS, Duberstein PR, Brown KW, et al. Mindfulness-based stress reduction for older adults: effects on executive function, frontal alpha asymmetry and immune function. *Neuropsychobiology* 2013;68:34-43.

Murphy 1994

Murphy R. The effects of mindfulness meditation vs progressive relaxation training on stress egocentrism anger and impulsiveness among inmates [dissertation]. Hempstead (NY): Hofstra University, 1994.

Murray 2004

Murray RL. The efficacy of a mindfulness-based intervention in decreasing the avoidant coping strategies of sex offenders and college males [dissertation]. Mount Pleasant (MI): Central Michigan University, 2004.

Neece 2014

Neece CL. Mindfulness-based stress reduction for parents of young children with developmental delays: implications for parental mental health and child behavior problems. *J Appl Res Intellect Disabil* 27:174-86.

Nyklicek 2008

Nyklicek I, Kuijpers KF. Effects of mindfulness-based stress reduction intervention on psychological well-being and quality of life: is increased mindfulness indeed the mechanism? *Ann Behav Med* 2008;35:331-40.

Nyklicek 2013

Nyklicek I, Beugen SV. Effects of mindfulness-based stress reduction on distressed (Type D) personality traits: a randomized controlled trial. *J Behav Med* 2013;36:361-70.

\* Nyklicek I, Mommersteeg PM, Van Beugen S, Ramakers C, Van Boxtel GJ. Mindfulness-based stress reduction and physiological activity during acute stress: a randomized controlled trial. *Health Psychol* 2013;32:1110-3.

Oman 2008

\* Oman D, Shapiro SL, Thoresen CE, Plante TG, Flinders T. Meditation lowers stress and supports forgiveness among college students: a randomized controlled trial. *J Am Coll Health* 2008;56:569-78.

Shapiro SL, Brown KW, Thoresen C, Plante TG. The moderation of mindfulness-based stress reduction effects by trait mindfulness: results from a randomized controlled trial. *J Clin Psychol* 2011;67:267-77.

Ong 2014

Ong JC, Manber R, Segal Z, Xia Y, Shapiro S, Wyatt JK. A randomized controlled trial of mindfulness meditation for chronic insomnia. *Sleep* 2014;37:1553-63.

Pbert 2012

Pbert L, Madison JM, Druker S, Olendzki N, Magner R, Reed G, et al. Effect of mindfulness training on asthma quality of life and lung function: a randomised controlled trial. *Thorax* 2012;67:769-76.

Pickut 2013

Pickut BA, Van Hecke W, Kerckhofs E, Mariën P, Vanneste S, Cras P, et al. Mindfulness based intervention in Parkinson's disease leads to structural brain changes on MRI: a randomized controlled longitudinal trial. *Clin Neurol Neurosurg* 2013;115:2419-25.

Pipe 2009

Pipe TB, Bortz JJ, Dueck A, Pendergast D, Buchda V, Summers J. Nurse leader mindfulness meditation program for stress management: a randomized controlled trial. *J Nurs Adm* 2009;39:130-7.

Plews-Ogan 2005

Plews-Ogan M, Owens JE, Goodman M, Wolfe P, Schorling J. A pilot study evaluating mindfulness-based stress reduction and massage for the management of chronic pain. *J Gen Intern Med* 2005;20:1136-8.

Polusny 2015

Polusny MA, Erbes CR, Thuras P, Moran A, Lamberty GJ, Collins RC, Rodman JL, Kelvin OL. Mindfulness-based stress reduction for posttraumatic stress disorder among veterans: a randomized clinical trial. *JAMA* 2015;314:456-65.

Pradhan 2007

Pradhan EK, Baumgarten M, Langenberg P, Handwerker B, Gilpin AK, Magyari T, et al. Effect of mindfulness-based stress reduction in rheumatoid arthritis patients. *Arthritis Rheum* 2007;57:1134-42.

Reich 2014

Reich RR, Lengacher CA, Kip KE, Shivers SC, Schell MJ, Shelton MM, et al. Baseline immune biomarkers as predictors of MBSR(BC) treatment success in off-treatment breast cancer patients. *Biol Res Nurs* 2014;16:429-37.

Robins 2012

Keng SL, Smoski MJ, Robins CJ, Ekblad AG, Brantley JG. Mechanisms of change in mindfulness-based stress reduction: self-compassion and mindfulness as mediators of intervention outcomes. *J Cogn Psychother* 2012;26:270-80.

\* Robins CJ, Keng SL, Ekblad AG, Brantley JG. Effects of mindfulness-based stress reduction on emotional experience and expression: a randomized controlled trial. *J Clin Psychol* 2012;68:117-31.

Rosenkranz 2013

Rosenkranz MA, Davidson RJ, Maccoon DG, Sheridan JF, Kalin NH, Lutz A. A comparison of mindfulness-based stress reduction and an active control in modulation of neurogenic inflammation. *Brain Behav Immun* 2013;27:174-84.

Schmidt 2011

Schmidt S, Grossman P, Schwarzer B, Jena S, Naumann J, Walach H. Treating fibromyalgia with mindfulness-based stress reduction: results from a 3-armed randomized controlled trial. *Pain* 2011;152:361-9.

SeyedAlinaghi 2012

SeyedAlinaghi S, Jam S, Foroughi M, Imani A, Mohraz M, Djavid GE, et al. Randomized controlled trial of mindfulness-based stress reduction delivered to human immunodeficiency virus-positive patients in Iran: effects on CD4 T lymphocyte count and medical and psychological symptoms. *Psychosom Med* 2012;74:620-7.

Shapiro 1998

Shapiro SL, Schwartz GE, Bonner G. Effects of mindfulness-based stress reduction on medical and premedical students. *J Behav Med* 1998;21:581-99.

Shapiro 2005

Shapiro SL, Astin JA, Bishop SR, Cordova M. Mindfulness-based stress reduction for health care professionals: results from a randomized trial. *Int J Stress Manage* 2005;12:164-76.

Song 2015

Song Y, Lindquist R. Effects of mindfulness-based stress reduction on depression, anxiety, stress and mindfulness in Korean nursing students. *Nurse Educ Today* 2015;35:86-90.

Specia 2000

Specia M, Carlson LE, Goodey E, Angen M. A randomized, wait-list controlled clinical trial: the effect of a mindfulness meditation-based stress reduction program on mood and symptoms of stress in cancer outpatients. *Psychosom Med* 2000;62:613-22.

Surawy 2005

Surawy C, Roberts J, Silver A. The effect of mindfulness training on mood and measures of fatigue, activity, and quality of life in patients with chronic fatigue syndrome on a hospital waiting list: a series of exploratory studies. *Behav Cogn Psychother* 2005;33:103-9.

Tacon 2003

Robert-McComb JJ, Tacon A, Randolph P, Caldera Y. A pilot study to examine the effects of a mindfulness-based stress-reduction and relaxation program on levels of stress hormones, physical functioning, and submaximal exercise responses. *J Altern Complement Med* 2004;5:819-27.

\* Tacon AM, McComb J, Caldera Y, Randolph P. Mindfulness meditation, anxiety reduction, and heart disease: a pilot study. *Fam Community Health* 2003;26:25-33.

Vieten 2008

Vieten C, Astin J. Effects of a mindfulness-based intervention during pregnancy on prenatal stress and mood: results of a pilot study. *Arch Womens Ment Health* 2008;11:67-74.

Vøllestad 2011

Vøllestad J, Sivertsen B, Nielsen GH. Mindfulness-based stress reduction for patients with anxiety disorders: evaluation in a randomized controlled trial. *Behav Res Ther* 2011;49:281-8.

Weissbecker 2002

Cash E, Salmon P, Weissbecker I, Rebholz WN, Bayley-Veloso R, Zimmaro LA, et al. Mindfulness meditation alleviates fibromyalgia symptoms in women: results of a randomized clinical trial. *Ann Behav Med* 2015;49:319-39.

Sephton SE, Salmon P, Weissbecker I, Ulmer C, Floyd A, Hoover K, et al. Mindfulness meditation alleviates depressive symptoms in women with fibromyalgia: results of a randomized clinical trial. *Arthritis Rheum* 2007;57:77-85.

\* Weissbecker I, Salmon P, Studts JL, Floyd AR, Dedert EA, Septon SE. Mindfulness-based stress reduction and sense of coherence among women with fibromyalgia. *J Clin Psychol Med Settings* 2002;(4):297-307.

Wells 2013

Wells RE, Yeh GY, Kerr CE, Wolkin J, Davis RB, Tan Y, et al. Meditation's impact on default mode network and hippocampus in mild cognitive impairment: a pilot study. *Neurosci Lett* 2013;556:15-9.

Wells 2014

Wells RE, Burch R, Paulsen RH, Wayne PM, Houle TT, Loder E. Meditation for migraines: a pilot randomized controlled trial. *Headache* 2014;54:1484-95.

Whitebird 2013

Whitebird RR, Kreitzer MJ, Crain A, Lewis BA, Hanson LR, Enstad CJ. Mindfulness-based stress reduction for family caregivers: a randomized controlled trial. *Gerontologist* 2012;53:676-86.

Williams 2001

Williams K, Kolar MM, Reger BE, Pearson J. Evaluation of a wellness-based mindfulness stress reduction intervention: a controlled trial. *Am J Health Promot* 2001;15:422-32.

Wong 2011

Wong SYS, Chan FWK, Wong RLP, Chu MC, Kitty Lam YY, Mercer SW, et al. Comparing the effectiveness of mindfulness-based stress reduction and multidisciplinary intervention programs for chronic pain: a randomized comparative trial. *Clin J Pain* 2011;27:724-34.

Würtzen 2013

Andersen SR, Würtzen H, Steding-Jessen M, Christensen J, Andersen KK, Flyger H, et al. Effect of mindfulness-based stress reduction on sleep quality: results of a randomized trial among Danish breast cancer patients. *Acta Oncol* 2013;52:336-44.

Würtzen H, Dalton SO, Christensen SO, Andersen J, Elsass KK, Flyger P, et al. Effect of mindfulness-based stress reduction on somatic symptoms, distress, mindfulness and spiritual wellbeing in women with breast cancer: results of a randomized controlled trial. *Acta Oncol* 2015;54:712-9.

\* Würtzen H, Dalton SO, Elsass P, Sumbundu AD, Steding-Jensen M, Karlsen RV, et al. Mindfulness significantly reduces self-reported levels of anxiety and depression: results of a randomised controlled trial among 336 Danish women treated for stage I-III breast cancer. *Eur J Cancer* 2013;49:1365-73.

Zernicke 2013

Zernicke KA, Campbell TS, Blustein PK, Fung TS, Johnson JA, Bacon SL, et al. Mindfulness-based stress reduction for the treatment of irritable bowel syndrome symptoms: a randomized wait-list controlled trial. *Int J Behav Med* 2013;20:385-96.

---

## 7.2 References to excluded studies

---

Abbey 2003

Abbey SE. Mindfulness-based stress reduction groups. *J Psychosom Res* 2003;55:115.

Abbott 2006

Abbott M, Rapee RM, Stapinski L. A randomized control trial comparing mindfulness and CBT approaches in the treatment of generalized anxiety disorder. Paper presented at: 29th Australian Association for Cognitive and Behaviour Therapy Annual Conference; 2006 October 18-23; Sydney, Australia.

Alexzander 1989

Alexzander CN, Chandler HM, Langer EJ, Newman RI, Davies JL. Transcendental meditation, mindfulness, and longevity: an experimental study with the elderly. *J Pers Soc Psychol* 1989;57:950.

Allen 2006

Allen NB, Blashki G, Gullone E. Mindfulness-based psychotherapies: a review of conceptual foundations, empirical evidence and practical considerations. *Aust N Z J Psychiatry* 2006;40:285-94.

Alterman 2004

Alterman AI, Koppenhaver JM, Mulholland E, Ladden LJ, Baime MJ. Pilot trial of effectiveness of mindfulness meditation for substance abuse patients. *J Subst Use* 2004;9:259-68.

American 2007

American Holistic Nurses Association Education Provider Committee. Continuing education opportunity: the suitability of mindfulness-based stress reduction for chronic hepatitis C. *J Holist Nurs* 2007;25:275-7.

Arch 2013a

Arch JJ, Ayers C. Which treatment worked better for whom? Moderators of group cognitive behavioral therapy versus adapted mindfulness based stress reduction for anxiety disorders. *Behav Res Ther* 2013;51:434-42.

Arias 2006

Arias AJ, Steinberg K, Banga A, Trestman RL. Systematic review of the efficacy of meditation techniques as treatments for medical illness. *J Altern Compl Med* 2006;12:817-32.

Arnold 2001

Arnold LE. Alternative treatments for adults with attention-deficit hyperactivity disorder (ADHD). *Ann N Y Acad Sci* 2001;931:310-41.

Arthur 2006

Arthur HM, Patterson C, Stone JA. The role of complementary and alternative therapies in cardiac rehabilitation: a systematic evaluation. *Eur J Cardiovasc Prev Rehabil* 2006;13:3-9.

Åsberg 2006

Åsberg M, Sköld M, Wahlberg K, Nygren Å. [Mindfulness-meditation - nygammal metod för att lindra stress] [Swedish]. *Läkartidningen* 2006;103:3174-7.

Astin 2003a

Astin JA, Berman BM, Bausell B, Lee WL, Hochberg M, Forys KL. The efficacy of mindfulness meditation plus qigong movement therapy in the treatment of fibromyalgia: a randomized controlled trial. *J Rheumatol* 2003;30:2257-62.

Astin 2003b

Astin JA, Shapiro SL, Eisenberg DM, Forys KL. Mind-body medicine: state of the science, implications for practice. *J Am Board Fam Pract* 2003;16:131-47.

Astin 2004

Astin JA. Mind-body therapies for the management of pain. *Clin J Pain* 2004;20:27-32.

Azargoon 2010

Azargoon H, Kajbaf MB. [The effect of mindfulness training on the dysfunctional attitude and automatic thinking of depressed students of Isfahan University]. [Farsi (Iranian)]. *J Psychol* 2010;14:79-94.

Bahrke 1978

Bahrke MS, Morgan WP. Anxiety reduction following exercise and meditation. *Cogn Ther Res* 1978;2:323-33.

Barrows 2002

Barrows KA, Jacobs BP. Mind-body medicine: an introduction and review of the literature. *Med Clin North Am* 2002;86:11-31.

Bauer-Wu 2011

Bauer-Wu S, Carmody J, Cooley M, Reed G, Rosenbaum E, Whitworth R, et al. A randomized controlled trial of mindfulness training for cancer patients undergoing stem cell transplant. *Ann Behav Med* 2011;41:S241.

Berking 2007

Berking M, von Kanel M. Mindfulness training as a psychotherapeutic tool: clarification of concept, clinical application and current state of empirical research. [German]. *Psychother Psychosom Med Psychol* 2007;57:170-4.

Berghmans 2012

Berghmans C, Godard R, Joly J, Tarquinio C, Cuny P. Effects of the Mindfulness Based Stress Reduction (MBSR) approach on psychic health (stress, anxiety, depression) and coping mode of diabetic patients: a controlled and randomized pilot study. [French]. *Ann Med Psychol (Paris)* 2012;170:312-7.

Bevan 2010

Bevan, E. The effect of mindfulness training on drug craving is moderated by level of negative affect [dissertation]. Scranton (PA): Marywood University, 2010.

Biegel 2009

Biegel GM, Brown KW, Shapiro SL, Schubert CM. Mindfulness-based stress reduction for the treatment of adolescent psychiatric outpatients: a randomized clinical trial. *J Consult Clin Psychol* 77:855-66.

Bishop 2002

Bishop SR. What do we really know about mindfulness-based stress reduction? *Psychosom Med* 2002;64:71-83.

Boerstler 1987

Boerstler RW, Kornfeld HS. Meditation as a clinical intervention. *J Psychosoc Nurs Mental Health Serv* 1987;25:29-32.

Bögels 2008

Bögels S, Hoogstad B, van Dun L, de Schutter S, Restifo K. Mindfulness training for adolescents with externalizing disorders and their parents. *Behav Cogn Psychother* 2008;36:193-209.

Brach 1992

Brach, AW. Clinical applications of meditation: a treatment outcome evaluation study of an intervention for binge eating among the obese that combines formal meditation and contingent formal and informal meditation [dissertation]. Santa Barbara (CA): The Fielding Institute, 1992.

Brandon, 1985

Brandon JE, Poppen R. A comparison of behavioral, meditation, and placebo control relaxation training procedures. *Health Educ* 1985;16:42-6.

Brazier 2006

Brazier A, Mulkins A, Verhoef M. Evaluating a yogic breathing and meditation intervention for individuals living with HIV/AIDS. *Am J Health Promot* 2006;20:192-5.

Bremner 2011

Bremner JD, Afzal N, Vaccarino V, Carmody J, Divitale S. Mindfulness based stress reduction (MBSR) in the treatment of Iraq combat-related PTSD. *Psychosom Med* 2011;73:A39.

Britton 2007

Britton W. Meditation and depression [dissertation]. Tuscon (AZ): University of Arizona, 2007.

Bruckstein 1999

Bruckstein DC. Effects of acceptance-based and cognitive behavioral interventions on chronic pain management. Hempstead (NY): Hofstra University, 1999.

Bruning 1987

Bruning NS, Frew DR. Effects of exercise, relaxation, and management skills training on physiological stress indicators: a field experiment. *J Appl Psychol* 1987;72:515-21.

Butler 2006

Butler LD, Spiegel D. Meditation and hypnosis for chronic depressed mood [NCT00226863]. *ClinicalTrials.gov* 2005.

Campbell 2012

Campbell T, Labelle L, Bacon S, Faris P, Carlson L. Impact of Mindfulness-Based Stress Reduction (MBSR) on attention, rumination and resting blood pressure in women with cancer: a waitlist-controlled study. *J Behav Med* 2012;35:262-71.



Carlson 2013

Carlson LE, Doll R, Stephen J, Faris P, Tamagawa R, Drysdale E, et al. Randomized controlled trial of mindfulness-based cancer recovery versus supportive expressive group therapy for distressed survivors of breast cancer. *J Clin Oncol* 2013;31:3119-26.

Carmody 2006

Carmody J, Crawford S, Churchill L. A pilot study of mindfulness-based stress reduction for hot flushes. *Menopause* 2006;13:760-9.

Carson 2006

Carson JW. Loving-kindness meditation findings not related to baseline differences. *J Hol Nurs* 2006;24:5-6.

Cathcart 2014

Cathcart S, Galatis N, Immink M, Proeve M, Petkov J. Brief mindfulness-based therapy for chronic tension-type headache: a randomized controlled pilot study. *Behav Cogn Psychother* 2014;42:1-15.

Chan 2015

Chan RR, Giardino N, Larson JL. A pilot study: mindfulness meditation intervention in COPD. *Int J Chron Obstruct Pulmon Dis* 2015;10:445-54.

Chang 2003

Chang JC, Midlarsky E, Lin P. Effects of meditation on music performance anxiety. *Med Probl Perform Art* 2003;18:126-30.

Cohen-Katz 2004

Cohen-Katz J. Mindfulness-based stress reduction and family systems medicine: a natural fit. *Fam Syst Health* 2004;22:204.

Cole 2012

Cole BS, Hopkins CM, Spiegel J, Tisak J, Agarwala S, Kirkwood JM. A randomised clinical trial of the effects of spiritually focused meditation for people with metastatic melanoma. *Ment Health Relig Cult* 2012;15:161-74.

Coulter 2002

Coulter AH. Healing behind bars: meditation for rehabilitation. *Altern Complement Ther* 2002;8:10-6.

Cour 2011

Cour P, Pedersen M C, Hojsted J. Mindfulness and chronic pain: a randomized, controlled study of effect and feasibility. *Eur J Pain Suppl* 2011;5:259.

Daubenmier 2012

Daubenmier J, Lin J, Blackburn E, Hecht FM, Kristeller J, Maninger N, et al. Changes in stress, eating, and metabolic factors are related to changes in telomerase activity in a randomized mindfulness intervention pilot study. *Psychoneuroendocrinology* 2012;37:917-28.

Davies 2008

Davies WR. Mindful meditation: healing burnout in critical care nursing. *Holist Nurs Pract* 2008;22:32-6.

Davis 2012

Davis J, Goldberg S, Anderson M, Baker T. Randomized trial comparing mindfulness training for smokers to standard of care smoking cessation therapy. Society for Research on Nicotine and Tobacco 18th Annual Meeting March 13-16 Houston, Texas 2012.

Deepak 1994

Deepak KK, Manchanda SK, Maheshwari MC. Meditation improves clinicoelectroencephalographic measures in drug-resistant epileptics. *Biofeedback Self Regul* 1994;19:25-40.

de la Fuente 2010

de la Fuente M, Franco C, Salvador M. Reduction of blood pressure in a group of hypertensive teachers through a program of mindfulness meditation. *Behavioral Psychology / Psicología Conductual* 2010;18:533-52.

de la Fuente 2010a

de la Fuente Arias M, Franco Justo C, Salvador Granados M. [Effects of a meditation program (mindfulness) on the measure of alexithymia and social skills]. [Spanish]. *Psicothema* 2010;22:369-75.

Delmonte 1985

Delmonte M, Kenny V. An overview of the therapeutic effects of meditation. *Psychologia* 1985;28:189-202.

Delmonte 1990

Delmonte MM. Meditation and change: mindfulness versus repression. *Aust J Clin Hypnother Hypnosis* 1990;11:57-63.

Diamond 1987

Diamond S. Treatment of chronic headache: a nonpharmacologic approach. *Postgrad Med* 1987;81:91-6.

Dosh 2002

Dosh SA. The treatment of adults with essential hypertension. *J Fam Pract* 2002;51:74-80.

Dreeben 2011

Dreeben SJ, Sephton SE, Jablonski ME, Litvan I, Houghton DJ, Giese-Davis J, et al. Mindfulness and psychological adjustment among Parkinson's disease patients and their partners. *Psychosom Med* 2011;73:A89-90.

Ebell 2001

Ebell M, Beck E. How effective are complementary/alternative medicine (CAM) therapies for fibromyalgia? *J Fam Pract* 2001;400-1.

Edwards 2003

Edwards L. Meditation as medicine: benefits go beyond relaxation. *Adv Nurse Pract* 2003;11:49-52.

Ernst 2008

Ernst S, Welke J, Heintze C, Gabriel R, Zollner A, Kiehne S, et al. Effects of mindfulness-based stress reduction on quality of life in nursing home residents: a feasibility study. *Forschende Komplementarmed Klass Naturheilk* 2008;15:74-81.

Ferren 2004

Ferren DJ. The clinical use of mindfulness meditation within an intensive psychotherapy program for clients diagnosed with a personality disorder [dissertation]. Toronto: University of Toronto, 2004.

Fjorback 2008

Fjorback LO, Rehfeld E, Schroder A, Arendt M, Fink P. Review: randomized controlled trials of mindfulness-based stress reduction and mindfulness based cognitive therapy. *J Psychosom Res* 2008;64:650.

Flanzbaum 2003

Flanzbaum N, Divita A, Notrica J, Kanzeplsky L, Neuspiller F, Polak de Fried. Influence of mindfulness meditation on assisted reproduction treatment Programs. *Hum Reprod* 2003;18 (suppl 1):207-8.

Foley 2006

Foley D, Baille A, Renner P. CBT plus mindfulness for depression and anxiety outside model programs: Increased treatment gains? Decreased relapse rates? Paper presented at: 29th Australian Association for Cognitive and Behaviour Therapy Annual Conference; 2006 October 18-23; Sydney, Australia..

Frank 2015

Frank JL, Reibel D, Broderick P, Cantrell T, Metz S. The effectiveness of mindfulness-based stress reduction on educator stress and well-being: Results from a pilot study. *Mindfulness* 2015;6:208-16.

Galantino 2005

Galantino ML, Baime M, Maguire M, Szapary PO, Farrar JT. Short communication: association of psychological and physiological measures of stress in health-care professionals during an 8-week mindfulness meditation program: mindfulness in practice. *Stress Health* 2005;21:255-61.

Garland 2007

Garland SN, Carlson LE, Cook S, Lansdell L, Speca M. A non-randomized comparison of mindfulness-based stress reduction and healing arts programs for facilitating post-traumatic growth and spirituality in cancer outpatients. *Support Care Cancer* 2007;15:949-61.

Garland 2010

Garland EL, Gaylord SA, Boettiger CA, Howard MO. Mindfulness training modifies cognitive, affective, and physiological mechanisms implicated in alcohol dependence: results of a randomized controlled pilot trial. *J Psychoactive Drugs* 2010;42:177-92.

Garland 2011

Garland SN, Carlson LE, Antle MC, Samuels C, Campbell T. I-CAN SLEEP: rationale and design of a non-inferiority RCT of mindfulness-based stress reduction and cognitive behavioral therapy for the treatment of Insomnia in CANcer survivors. *Contemp Clin Trials* 2011;32:747-54.

Gaston 1991

Gaston L, Crombez JC, Lasseonde M, Bernier-Buzzanga J, Hodgins S. Psychological stress and psoriasis: experimental and prospective correlational studies. *Acta Derm Venereol Suppl (Stockh)* 1991;156:37-43.

Gazella 2005

Gazella KA. Jon Kabat-Zinn, PhD: bringing mindfulness to medicine: interview by Karolyn A Gazella. *Altern Ther Health Med* 2005;11:56-64.

Goodman 2004

Goodman M, Owens J, Plews-Ogan ML, Wolfe P, Williams M. Treating chronic pain: a randomized trial of mindfulness based stress reduction, massage and usual care. *J Gen Intern Med* 2004;19 (suppl.1):229.

Green 2013

Green C, Prunier C. Mindfulness program for nursing students. *J Am Psychiatr Nurses Assoc* 2013;19:31.

Greene 1988

Greene Y, Hiebert B. A comparison of mindfulness meditation and cognitive self-observation. *Can J Couns* 1988;22:25-34.

Grossman 2004

Grossman P, Niemann L, Schmidt S, Walach H. Mindfulness-based stress reduction and health benefits: a meta-analysis. *J Psychosom Res* 2004;57:35-43.

Grossman 2007

Grossman P, Tiefenthaler-Gilmer U, Raysz A, Kesper U. Mindfulness training as an intervention for fibromyalgia: evidence of postintervention and 3-year follow-up benefits in well-being. *Psychother Psychosom* 2007;76:226-33.

Haines 2015

Haines AJ, Blazeck AM, Hoffman L, Choi J, Spadaro K. A randomized controlled trial to assess the effect of mindfulness based stress reduction (MBSR) on stress and anxiety in caregivers of lung transplant patients. *J Heart Lung Transplant* 2015;1:S239.

Hall 1999

Hall PD. The effect of meditation on the academic performance of African American college students. *J Black Stud* 1999;29:408-15.

Hart 2007

Hart J. Clinical applications for meditation: a review and recommendations. *Altern Complement Ther* 2007;13:24-9.

Hassed 2004

Hassed CS. Bringing holism into mainstream biomedical education. *J Altern Complement Med* 2004;10:405-7.

Haynes 2007

Haynes JL. Homeless men seeking safety from trauma and substance use: findings from a pilot study [dissertation]. Ottawa (ON): Carleton University, 2007.

Health & Medicine 2008

Cognition; Research from University of Melbourne in the area of cognition published. *Health Med Week* 2008;1639.

Hebert 2001

Hebert JR, Ebbeling CB, Olendzki BC, Hurley TG, Ma Y, Saal N, et al. Change in women's diet and body mass following intensive intervention for early-stage breast cancer. *J Am Diet Assoc* 2001;101:421-31.

Hellman 1990

Hellman CJ, Budd M, Borysenko J, McClelland DC, Benson H. A study of the effectiveness of two group behavioral medicine interventions for patients with psychosomatic complaints. *Behav Med* 1990;16:165-73.

Hick 2010

Hick SF, Furlotte C. An exploratory study of radical mindfulness training with severely economically disadvantaged people: findings of a Canadian study. *Austr Social Work* 2010;63:281-98.

Hildenbrand 1986

Hildenbrand G. Immunity can be improved by meditation. *J Alternat Med* 1986;4:16-7.

Hill 2011

Hill JM, Vernig PM, Lee JK, Brown C, Orsillo SM. The development of a brief acceptance and mindfulness-based program aimed at reducing sexual revictimization among college women with a history of childhood sexual abuse. *J Clin Psychol* 2011;67:969-80.

Hodges 2000

Hodges D. Insight meditation found to relieve psoriasis, anxiety [Mindfulness-based stress reduction]. *Medical Post* 2000;36:18.

Hoffman 2012a

Hoffman C, Ersser S, Hopkinson J, Nicholls P, Harrington J, Thomas P. Effectiveness of mindfulness-based stress reduction in mood, breast- and endocrine-related quality-of-life and wellbeing in stages 0 to III breast cancer: a randomized, controlled trial. *J Clin Oncol* 2012;30:1325-42.

Hoge 2013a

Hoge E A, Metcalf C A, Morris L K, Simon N M. Mindfulness meditation for generalized anxiety disorder: effects on resilience, anxiety, and hypothalamic pituitary adrenal (HPA) axis. *Psychosom Med* 2013;75:A-2.

Holzel 2011

Holzel BK, Carmody J, Vangel M, Congleton C, Yerramsetti SM, Gard T, et al. Mindfulness practice leads to increases in regional brain gray matter density. *Psychiatry Res Neuroimag* 2011;191:36-43.

Horrigan 2006

Horrigan BJ. Institute for alternative futures seeks input. *Explore (NY)* 2006;2:388-93.

Horrigan 2007

Horrigan BJ. New studies support the therapeutic value of meditation. *Explore (NY)* 2007;3:449-52.

Horton-Deutsch 2003

Horton-Deutsch SL, Horton JM. Mindfulness: overcoming intractable conflict. *Arch Psychiatr Nurs* 2003;17:186-93.

Horton-Deutsch 2007

Horton-Deutsch S, O'Haver Day P, Haight R, Babin-Nelson M. Enhancing mental health services to bone marrow transplant recipients through a mindfulness-based therapeutic intervention. *Complement Ther Clin Pract* 2007;13(2):110-5.

Humphrey 1999

Humphrey CW. A stress management intervention with forgiveness as the goal [dissertation]. Cincinnati (OH): Union Institute, 1999.

Issel 2007a

Issel LM. Right and left brain of health administration: experiments and mindfulness. *Health Care Manage Rev* 2007;32:1.

Issel 2007b

Issel LM, Narasimha KM. Creating complex health improvement programs as mindful organizations: from theory to action. *J Health Org Manag* 2007;21:166-83.

Ivanovski 2007

Ivanovski B, Malhi GS. The psychological and neurophysiological concomitants of mindfulness forms of meditation. *Acta Neuropsychiatr* 2007;19:76-91.

Jackson 2004

Jackson K. A randomised controlled trial to evaluate the effectiveness of a mindfulness based stress reduction (MBSR) intervention as an adjunct therapy in moderate to severe psoriasis (pilot study) [unpublished data]. 2004.

Jacobs 2003

Jacobs B, Nagel L. The impact of a brief mindfulness-based stress reduction program on perceived quality of life. *Int J Self Help Self Care* 2003;2:155-68.

Jaltuch 1997

Jaltuch D. Mindfulness-based stress reduction: a transpersonal approach in a hospital employee wellness center [master thesis]. Palo Alto (CA): Institute of Transpersonal Psychology, 1997.

Jha 2007

Jha AP, Krompinger J, Baime MJ. Mindfulness training modifies subsystems of attention. *Cogn Affect Behav Neurosci* 2007;7:109-19.

Johnson 2004

Johnson TA, Kristeller JL, Sheets V, Boyer MC, Buchanan J. A comparison of meditation, psychoeducational, and control groups on eating self-efficacy in an obese binge eating population. *Int J Eat Disord* 2004;35:483-4.

Jung 2015

Jung HY, Lee H, Park J. Comparison of the effects of Korean mindfulness-based stress reduction, walking, and patient education in diabetes mellitus. *Nurs Health Sci* 2015;17:516-25.

Kabat-Zinn 1985

Kabat-Zinn J, Lipworth L, Burney R. The clinical use of mindfulness meditation for the self-regulation of chronic pain. *J Behav Med* 1985;8:163-90.

Kabat-Zinn 1986

Kabat-Zinn J, Sellers W, Santorelli SF. Symptom reduction in medical patients following stress management training. Poster session presented at: AABT Meetings; 1986 Nov 15; Chicago (IL).

Kabat-Zinn 1992

Kabat-Zinn J, Massion AO, Kristeller J, Peterson LG, Fletcher KE, Pbert L, et al. Effectiveness of a meditation-based stress reduction program. *Am J Psychiatry* 1992;149:936-943.

Kabat-Zinn 1998

Kabat-Zinn J, Wheeler E, Light T, Skillings A, Scharf MJ, Croyley TG, et al. Influence of a mindfulness meditation-based stress reduction intervention on rates of skin clearing in patients with moderate to severe psoriasis undergoing phototherapy (UVB) and photochemotherapy (PUVA). *Psychosom Med* 1998;60:625-32.

Kao 2014

Kao H Sr, Zhu L, Chao AA, Chen HY, Liu IC, Zhang M. Calligraphy and meditation for stress reduction: an experimental comparison. *Psychol Res Behav Manag* 2014;7:47-52.

Keng 2013

Keng SL, Robins CJ, Smoski MJ, Dagenbach J, Leary MR. Reappraisal and mindfulness: a comparison of subjective effects and cognitive costs. *Behav Res Ther* 2013;51:899-904.

Kindlon 1983

Kindlon DJ. Comparison of use of meditation and rest in treatment of test anxiety. *Psychol Rep* 1983;53:931-8.

Kirk 2013

Kirk U, Xiaosi G, Harvey AH, Fonagy P, Montague PR. Mindfulness training modulates value signals in ventromedial prefrontal cortex through input from insular cortex. *Neuroimage* 2013;100:254-62.

Koerbel 2007

Koerbel LS, Zucker DM. The suitability of mindfulness-based stress reduction for chronic hepatitis C. *J Holist Nurs* 2007;25:265-74.



Krisanaparakornkit 2006

Krisanaparakornkit T, Krisanaparakornkit W, Piyavhatkul N, Laopaiboon M. Meditation therapy for anxiety disorders. *Cochrane Database Syst Rev* 2006;(1):CD004998.

Krisanaparakornkit 2007

Krisanaparakornkit T, Witoonchart C, Piyavhatkul N. Meditation therapies for attention-deficit/hyperactivity disorder (ADHD). *Cochrane Database Syst Rev* 2007;(6):CD006507.

Kroese 2005

Kroese AJ. [Mindfulness i medisin og psykologi]. [Norwegian]. *Socialmedicinsk Tidsskrift* 2005;82:404-13.

Kron 2004

Kron J. Meditation. *J Complement Med* 2004;3:32-6.

Kron 2007

Kron J. Chronic heart failure. *J.Complement Med.* 2007;6:15-22.

Kulshreshtha 2011

Kulshreshtha A, Norton C, Veledar E, Eubanks G, Sheps D. Mindfulness based meditation results in improved subjective emotional assessment among patients with coronary artery disease: results from the mindfulness based stress reduction study [conference abstract]. *Psychosom Med* 2011;73.

Labelle 2015

Labelle LE, Lawlor-Savage L, Campbell TS, Faris P, Carlson LE. Does self-report mindfulness mediate the effect of Mindfulness-Based Stress Reduction (MBSR) on spirituality and posttraumatic growth in cancer patients? *J Posit Psychol* 2015;10:153-66.

Lazar 2011

Lazar S, Holzel B, Carmody J, Deshpande G. Changes in neural structure and function associated with mindfulness training. *Biol Psychiatry* 2011;69:75S.

Lee 2007

Lee SH, Ahn SC, Lee YJ, Choi TK, Yook KH, Suh SY. Effectiveness of a meditation-based stress management program as an adjunct to pharmacotherapy in patients with anxiety disorder. *J Psychosom Res* 2007;62:189-95.

Lehto 2014

Lehto R, Wyatt G, Sikorskii A, Tesnjak I, Kaufman VH. Home-based mindfulness therapy for lung cancer symptom management: a feasibility trial. *Psychooncology* 2014;23:61.

Lerman 2012

Lerman R, Jarski R, Rea H, Gellish R, Vicini F. Improving symptoms and quality of life of female cancer survivors: a randomized controlled study. *Ann Surg Oncol* 2012;19:373-8.

Linden 2001

Linden W, Turner L, Young LE, Bruce A. Student nurse health promotion: evaluation of a mindfulness-based stress reduction intervention. *Can Nurse* 2001;97:23.

Liu 2015

Liu X, Xu W, Wang Y, Williams JM, Geng Y, Zhang Q, et al. Can inner peace be improved by mindfulness training: a randomized controlled trial. *Stress Health* 2015;31:245-54.

Loganathan 2007

Loganathan L. Mindfulness pain management course at a GP surgery. *J Holist Healthcare* 2007;4:30-4.

Lombart 1998

Lombart KG. Preferences for stress reduction modalities as a function of personality traits [dissertation]. Louisville (KY): University of Louisville, 1998.

Lopez-Navarro 2015

Lopez-Navarro E, Del Canto C, Belber M, Mayol A, Fernandez-Alonso O, Lluís J, et al. Mindfulness improves psychological quality of life in community-based patients with severe mental health problems: a pilot randomized clinical trial. *Schizophr Res* 2015;168:530-6.

Lundh 2005

Lundh LG. ["Mindfulness" i kognitiv terapi]. [Norwegian]. *Socialmedicinsk Tidsskrift* 2005;82:393-402.

Luskin 2000

Luskin FM, Newell KA, Griffith M, Holmes M, Telles S, DiNucci E, et al. A review of mind/body therapies in the treatment of musculoskeletal disorders with implications for the elderly. *Altern Thera Health Med* 2000;6:46-56.

Lynch 2004

Lynch GV. Patient variables associated with treatment completion in a mindfulness meditation-based stress reduction (MBSR) treatment for fibromyalgia: implications for prescriptive matching and participation enhancement [dissertation]. Louisville (KY): University of Louisville, 2004.

Mackenzie 2006

Mackenzie CS, Poulin PA, Seidman-Carlson R. A brief mindfulness-based stress reduction intervention for nurses and nurse aides. *Appl Nurs Res* 2006;19:105-9.

Manzoni 2008

Manzoni GM, Pagnini F, Castelnuovo G, Molinari E. Relaxation training for anxiety: a ten-years systematic review with meta-analysis. *BMC Psychiatry* 2008;8:41.

Maras 1984

Maras ML, Rinke WJ, Stephens CR, Boehm TM. Effect of meditation on insulin dependent diabetes mellitus. *Diabetes Educ* 1984;10:22-5.

Marcus 2001

Marcus MT, Fine M, Kouzekanani K. Mindfulness-based meditation in a therapeutic community. *J Subst Use* 2001;5:305-11.

Marcus 2007

Marcus MT, Liehr PR, Schmitz J, Moeller FG, Swank P, Fine M, et al. Behavioral therapies trials: a case example. *Nurs Res* 2007;56:210-6.

Massion 1997

Massion AO, Herbert JR, Clemow L, Wertheimer, Kabat-Zinn J. New research in psychosocial interventions for women with early stage breast cancer: The Bridges Study V. American Psychiatric Association, 150th Annual Meeting, San Diego *Journal of Clinical Oncology* 1997.

Matchim 2007

Matchim Y, Armer JM. Measuring the psychological impact of mindfulness meditation on health among patients with cancer: a literature review. *Oncol Nurs Forum* 2007;34:1059-66.

Mawani 2014

Mawani A-N, Rashid S, Verrier M, Dick B. The effect of mindfulness meditation on pain and spirituality in patients with chronic non-cancer pain. *J Pain Manag* 2014;7:75-82.

McCarberg 1999

McCarberg B, Wolf J. Chronic pain management in a health maintenance organization. *Clin J Pain* 1999;15:50-7.

McMillan 2002

McMillan T, Robertson IH, Brock D, Chorlton L. Brief mindfulness training for attentional problems after traumatic brain injury: a randomized control treatment trial. *Neuropsychol Rehabil* 2002;12:117-25.

Medical Devices 2008

Pain Management; Researchers from St. Michael's Hospital, Department of Anaesthesia report recent findings in pain management. *Med Devices Surg Technol Week* 2008;499.

Melnyk 2005

Melnyk BM. A focus on the mental health of adults and older adults. *Worldviews Evid Based Nurs* 2005;2:103-6.

Michalak 2006

Michalak J, Heidenreich T, Bohus M. Mindfulness and acceptance in psychotherapy: current state and development of research. *Z Psychiatr Psychol Psychother* 2006;54:241-53.

Michalsen 2002

Michalsen A, Richarz B, Reichardt H, Spahn G, Konietzko N, Dobos GJ. [Smoking cessation for hospital staff: a controlled intervention study]. [erratum appears in *Dtsch Med Wochenschr* 2002 Nov 15;127(46):2468]. [German]. *Dtsch Med Wochenschr* 2002;127:1742-7.

Moghaddam 2007

Moghaddam AS, Karimi P. Randomized controlled trial on effects of meditation on complete blood cell count (CBC), specific (IgG) and nonspecific (C3) humoral immunity. *Allergy* 2007;62:502-504.

Monk-Turner 2003

Monk-Turner E. The benefits of meditation: experimental findings. *Soc Sci J* 2003;40:465-70.

Monti 2005

Monti DA, Peterson C, Kunkel EJS, Hauck WW, Pequignot E, Rhodes L, et al. A randomized, controlled trial of mindfulness-based art therapy (MBAT) for women with cancer. *Psychooncology* 2006;15:363-73.

Morone 2005

Morone NE, Weiner D, Greco C. Randomized trial of mindfulness meditation in older adults for the treatment of chronic low back pain. *J Gen Intern Med* 2005;20:58.

Morone 2006

Morone NE, Weiner D, Greco C. Randomized trial of mindfulness meditation in older adults for the treatment of chronic low back pain: 3-month follow-up. *J Gen Intern Med* 2006;21:120.

Morone 2007

Morone NE, Greco CM. Mind-body interventions for chronic pain in older adults: a structured review. *Pain Med* 2007;8:359-75.

Mularski 2009

Mularski RA, Munjas BA, Lorenz KA, Sun S, Robertson SJ, Schmelzer W, et al. Randomized controlled trial of mindfulness-based therapy for dyspnea in chronic obstructive lung disease. *J Altern Complement Med* 2009;15:1083-90.

Mulligan 2004

Mulligan L. Overcoming compassion fatigue. *Kans Nurse* 2004;79:1-2.

Murphy 1986

Murphy TJ, Pagano RR, Marlatt GA. Lifestyle modification with heavy alcohol drinkers: effects of aerobic exercise and meditation. *Addict Behav* 1986;11:175-86.

Murphy 1996

Murphy LR. Stress management in work settings: a critical review of the health effects. *Am J Health Promot* 1996;11:112-35.

Napoli 2005

Napoli M, Krech PR, Holley LC. Mindfulness training for elementary school students: the Attention Academy. *J Appl School Psychol* 2005;125.

Nash-McFeron 2006

Nash-McFeron DE. Mindfulness in the treatment of chronic headache pain [dissertation]. Seattle (WA): Seattle Pacific University, 2006.

Neale 2007

Neale MI. Mindfulness meditation: an integration of perspectives from Buddhism, science and clinical psychology [dissertation]. San Francisco (CA): California Institute of Integral Studies, 2007.

Nielsen 2006

Nielsen L, Kaszniak AW. Awareness of subtle emotional feelings: a comparison of long-term meditators and nonmeditators. *Emotion* 2006;6:392-405.

Nyklicek 2014

Nyklicek I, Dijkstra SC, Lenders PJ, Fonteijn WA, Koolen JJ. A brief mindfulness based intervention for increase in emotional well-being and quality of life in percutaneous coronary intervention (PCI) patients: the MindfulHeart randomized controlled trial. *J Behav Med* 2014;37:135-44.

Ormrod 1991

Ormrod J, Budd R. A comparison of 2 treatment interventions aimed at lowering anxiety levels and alcohol-consumption amongst alcohol abusers. *Drug Alcohol Depend* 1991;27:233-43.

Ortner 2007

Ortner CNM, Kilner SJ, Zelazo PD. Mindfulness meditation and reduced emotional interference on a cognitive task. *Motiv Emotion* 2007;31:271-83.

Ott 2006

- Ott MJ, Norris RL, Bauer-Wu SM. Mindfulness meditation for oncology patients: a discussion and critical review. *Integr Cancer Ther* 2006;5:98-108.
- Ozcelik 2007  
Ozcelik KD. The application of mindfulness to anxiety: an exploration of the effectiveness of using mindfulness based interventions in treating patients with anxiety [dissertation]. Southampton, UK: University of Southampton, 2007.
- Palmkron 2008  
Palmkron R. [Mindfulness på avdelning 31]. [Swedish]. *Psykisk Hälsa* 2008;49:42-4.
- Papp 2001  
Papp M. [Kropp och själ träning: en sammanställning av fysiologiska och mentala effekter av body-mind träning]. [Swedish]. *Svensk Idrottsforskning* 2001;10:33-7.
- Paradies 2006  
Paradies Y. A review of psychosocial stress and chronic disease for 4th world indigenous peoples and African Americans.[erratum appears in *Ethn Dis*. 2006 Spring;16(2):616]. *Ethn Dis* 2006;16:295-308.
- Patel 1985  
Patel C, Marmot MG, Terry DJ, Carruthers M, Hunt B, Patel M. Trial of relaxation in reducing coronary risk: four year follow up. *Br Med J (Clin Res Ed)* 1985;290:1103-6.
- Paterniti 2008  
Paterniti A. A pilot study comparing the efficacy of a mindfulness-based program to a skills-training program in the treatment of test anxiety [dissertation]. New York (NY): Long Island University, 2007.
- Pauzano-Slamm 2005  
Pauzano-Slamm NM. Mindfulness meditation for chronic fatigue syndrome: a controlled trial [dissertation]. Hempstead (NY): Hofstra University, 2004.
- Pearl 1994  
Pearl JH, Carlozzi AF. Effect of meditation of empathy and anxiety. *Percept Mot Skills* 1994;78:297-8.
- Perkins 1998  
Perkins R. The efficacy of mindfulness-based techniques in the reduction of stress in a sample of incarcerated women [dissertation]. Tallahassee (FL): Florida State University, 1998.
- Phelps 2005  
Phelps E. Present, personal and empathic: an intervention study on facilitating relational presence [master's thesis]. Palo Alto (CA): Institute of Transpersonal Psychology, 2005.

Pinniger 2012

Pinniger R, Brown RF, Thorsteinsson EB, McKinley P. Argentine tango dance compared to mindfulness meditation and a waiting-list control: a randomised trial for treating depression. *Complement Ther Med* 2012;20:377-84.

Poulin 2005

Poulin P. Brief mindfulness-based stress reduction program for nurses and professional caregivers [master's thesis]. Toronto (ON): University of Toronto, 2005.

Poulin 2008

Poulin P, Mackenzie C, Soloway G, Karayolas E. Mindfulness training as an evidenced-based approach to reducing stress and promoting well-being among human services professionals. *Int J Health Promot Educ* 2008;46:72-80.

Praissman 2008

Praissman S. Mindfulness-based stress reduction: a literature review and clinician's guide. *J Am Acad Nurse Pract* 2008;20:212-6.

Proulx 2003

Proulx K. Integrating mindfulness-based stress reduction. *Holist Nurs Pract* 2003;17:201-8.

Rainforth 2007

Rainforth MV, Schneider RH, Nidich SI, Gaylord-King C, Salerno JW, Anderson JW. Stress reduction programs in patients with elevated blood pressure: a systematic review and meta-analysis. *Curr Hypertens Rep* 2007;9:520-8.

Ramel 2004

Ramel W, Goldin PR, Carmona PE, McQuaid JR. The effects of mindfulness meditation on cognitive processes and affect in patients with past depression. *Cogn Ther Res* 2004;28:433-55.

Randolph 1999

Randolph PD, Caldera YM, Tacone AM. The long-term combined effects of medical treatment and a mindfulness-based behavioral program for the multidisciplinary management of chronic pain in West Texas. *Pain Digest* 1999;9:103-12.

Ratanasiripong 2012

Ratanasiripong P, Park JF, Ratanasiripong N, Kathalae D. Stress and anxiety management in nursing students: biofeedback and mindfulness meditation. *J Nurs Educ* 2012;54:520-4.

Rhead 1983

Rhead JC, May GG. Meditation in a specialized correctional setting: a controlled-study. *Correct Soc Psych J Behav Tech Methods Ther* 1983;29:105-11.

Robinson 2003

Robinson FP, Mathews HL, Witek-Janusek L. Psycho-endocrine-immune response to mindfulness-based stress reduction in individuals infected with the human immunodeficiency virus: a quasiexperimental study. *J Altern Complement Med* 2003;9:683-94.

Roeser 2013

Roeser RW, Schonert-Reichl KA, Jha A, Cullen M, Wallace L, Wilensky R, et al. Mindfulness training and reductions in teacher stress and burnout: results from two randomized, waitlist-control field trials. *J Educ Psychol* 2013;105:787-804.

Rosdahl 2003

Rosdahl DRL. The effect of mindfulness meditation on tension headaches and secretory immunoglobulin A in saliva [dissertation]. Tuscon (AZ): University of Arizona, 2003.

Rosenzweig 2003

Rosenzweig S, Reibel DK, Greeson JM, Brainard GC, Hojat M. Mindfulness-based stress reduction lowers psychological distress in medical students. *Teach Learn Med* 2003;15:88-92.

Roth 2004

Roth B, Robbins D. Mindfulness-based stress reduction and health-related quality of life: findings from a bilingual inner-city patient population. *Psychosom Med* 2004;66:113-23.

Sagula 2004

Sagula D, Rice KG. The effectiveness of mindfulness training on the grieving process and emotional well-being of chronic pain patients. *J Clin Psychol Med Settings* 2004;11:333-42.

Salmon 2004

Salmon P, Sephton S, Weissbecker I, Hoover K, Ulmer C, Studts JL. Mindfulness meditation in clinical practice. *Cogn Behav Pract* 2004;11:434-46.

Saxe 2001

Saxe GA, Hebert JR, Carmody JF, Kabat-Zinn J, Rosenzweig PH, Jarzobski D, et al. Can diet in conjunction with stress reduction affect the rate of increase in prostate specific antigen after biochemical recurrence of prostate cancer? *J Urol* 2001;166:2202-7.

Schmidt 2008

Schmidt S. [Mindfulness meditation for the treatment of chronic low back pain in older adults: A randomized controlled pilot study: commentary]. [German]. *Forsch Komplementarmed* 2008;15:106-8.



Schure 2008

Schure MB, Christopher J, Christopher S. Mind-body medicine and the art of self-care: teaching mindfulness to counseling students through yoga, meditation, and qigong. *J Couns Dev* 2008;86:47-56.

Sephton 2011

Sephton SE, Dreeben SJ, Jablonski ME, Litvan I, Houghton D, Giese-Davis J, et al. A randomized controlled trial of mindfulness-based stress reduction for Parkinson's disease patients and their partners. *Psychosom Med* 2011;73:A112.

Severtsen 1986

Severtsen B, Bruya MA. Effects of meditation and aerobic exercise on EEG patterns. *J Neurosci Nurs* 1986;181:206-10.

Shapiro 1998a

Shapiro SL, Schwartz GE. Mindfulness in medical education: fostering the health of physicians and medical practice. *Integ Med* 1998;1:93-4.

Shapiro 2002

Shapiro SL. Mindfulness-based stress reduction and breast cancer [dissertation]. Tuscon (AZ): University of Arizona, 2002.

Shapiro 2003

Shapiro SL, Bootzin RR, Figueredo AJ, Lopez AM, Schwartz GE. The efficacy of mindfulness-based stress reduction in the treatment of sleep disturbance in women with breast cancer: an exploratory study. *J Psychosom Res* 2003;54:85-91.

Shapiro 2007

Shapiro SL, Brown KW, Biegel GM. Teaching self-care to caregivers: Effects of mindfulness-based stress reduction on the mental health of therapists in training. *Train Educ Prof Psychol* 2007;1:105-15.

Sherr 2011

Sherr LJ. Moderators of the effectiveness of a Mindfulness-Based Stress Reduction intervention compared to an active control for solid organ transplant patients [dissertation]. Minneapolis (MN): University of Minnesota, 2011.

Shigaki 2006

Shigaki CL, Glass B, Schopp LH. Mindfulness-based stress reduction in medical settings. *J Clin Psychol Med Settings* 2006;13:209-16.

Simpson 2011

Simpson J, Mapel T. An investigation into the health benefits of mindfulness-based stress reduction (MBSR) for people living with a range of chronic physical illnesses in New Zealand. *N Z Med J* 2011;124:68-75.

#### Singh 2002

Singh NN, Wechsler HA, Curtis WJ, Sabaawi M, Myers RE, Singh SD. Effects of role-play and mindfulness training on enhancing the family friendliness of the admissions treatment team process. *J Emot Behav Disord.* 2002;90-98.

#### Singh 2004

Singh NN, Lancioni GE, Winton AS, Wahler RG, Singh J, Sage M. Mindful caregiving increases happiness among individuals with profound multiple disabilities. *Res Dev Disabil* 2004;25:207-18.

#### Singh 2006a

Singh NN, Lancioni GE, Winton AS, Curtis WJ, Wahler RG, Sabaawi M, et al. Mindful staff increase learning and reduce aggression in adults with developmental disabilities. *Res Dev Disabil* 2006;27:545-58.

#### Singh 2006b

Singh NN, Singh SD, Sabaawi M, Myers RE, Wahler RG. Enhancing treatment team process through mindfulness-based mentoring in an inpatient psychiatric hospital. *Behav Modif* 2006;30:423-41.

#### Smith 2004

Smith JC. Alterations in brain and immune function produced by mindfulness meditation: three caveats. *Psychosom Med* 2004;66:148-52.

#### Smith 2005a

Smith J, Richardson J, Hoffman C, Pilkington K. Mindfulness-based stress reduction as supportive therapy in cancer care: systematic review. *J Adv Nurs* 2005;52:315-27.

#### Smith 2005b

Smith J. A study to investigate the effect of psychological intervention on the cough reflex in chronic cough. *National Research Register (UK)* 2005.

#### Smith 2007

Smith L. The application of mindfulness to complicated grief: an exploration of the effectiveness of using mindfulness based interventions in treating clients with complicated grief [dissertation]. Southampton, UK: University of Southampton, 2007.

#### Smith 2008

Smith BW, Shelley BM, Dalen J, Wiggins K, Tooley E, Bernard J. A pilot study comparing the effects of mindfulness-based and cognitive-behavioral stress reduction. *J Altern Complement Med* 2008;14:251-8.

#### Snaith 1998

Snaith P. Meditation and psychotherapy. *Br J Psychiatry* 1998;173:193-5.

Solloway 2007

Solloway SG, Fisher WP Jr. Mindfulness practice: a Rasch variable construct innovation. *J Appl Meas* 2007;8:359-72.

Soskis 1989

Soskis DA, Orne EC, Orne MT, Dinges DF. Self-hypnosis and meditation for stress management. *Int J Clin Exp Hypn* 1989;37:285-9.

Spanos 1980

Spanos NP, Stam HJ, Rivers SM, Radtke HL. Meditation, expectation and performance on indices of nonanalytic attending. *Int J Clin Exp Hypn* 1980;28:244-51.

Spence 2006

Spence G. On being mindful and the maintenance of good health: Findings from a controlled trial investigating the use of mindfulness training in health coaching. *Aust J Psychol* 2006;58 (Suppl. 1):192.

Starks 2007

Starks S. Multiple perspectives: health effects of a mindfulness-based stress reduction intervention in the Yukon [dissertation]. Prince George (Canada): University of Northern British Columbia, 2007.

Stauffer 2008

Stauffer M. Mindfulness in counseling and psychotherapy: a literature review and quantitative investigation of mindfulness competencies [dissertation]. Corvallis (OR): Oregon State University, 2008.

Stefanaki 2015

Stefanaki C, Bacopoulou F, Livadas S, Kandaraki A, Karachalios A, Chrousos G P, et al. Impact of a mindfulness stress management program on stress, anxiety, depression and quality of life in women with polycystic ovary syndrome: a randomized controlled trial. *Stress* 2015;18:57-66.

Tacon 2003a

Tacon AMP. Meditation as a complementary therapy in cancer. *Fam Community Health* 2003;26:64-73.

Tacon 2004

Tacon AM, Caldera YM, Ronaghan C. Mindfulness-based stress reduction in women with breast cancer. *Fami Syst Health* 2004;22:193-202.

Tate 1994

Tate DB. Mindfulness meditation group training: effects on medical and psychological symptoms and positive psychological characteristics [dissertation]. Provo (UT): Brigham Young University, 1994.

Toneatto 2007

Toneatto T, Nguyen L. Does mindfulness meditation improve anxiety and mood symptoms? A review of the controlled research. *Can J Psychiatry* 2007;52:260-6.

Tremblay 2008

Tremblay A, Sheeran L, Aranda SK. Psychoeducational interventions to alleviate hot flashes: a systematic review. *Menopause* 2008;15:193-202.

Van Dam 2014

Van Dam NT, Hobkirk AL, Sheppard SC, Aviles-Andrews R, Earleywine M. How does mindfulness reduce anxiety, depression, and stress? An exploratory examination of change processes in wait-list controlled mindfulness meditation training. *Mindfulness* 2014;5:574-88.

Victorson 2012

Victorson D, Du H, Hankin V, King K, McCurdy M, Pruitt J, et al. Mindfulness based stress reduction decreases fear of progression over time for men with prostate cancer on active surveillance: results from a randomized clinical trial. *J Urol* 2012;187 (suppl):e157.

von Weiss 2002

von Weiss D. Use of mindfulness meditation for fibromyalgia. *Am Fam Physician* 2002;65:380, 384.

Walach 2007

Walach H, Nord E, Zier C, Dietz-Waschkowski B, Kersig S, Schupbach H. Mindfulness-based stress reduction as a method for personnel development: a pilot evaluation. *Int J Stress Manag* 2007;14:188-98.

Wei 2015

Wei X, Yu-Zheng W, Xing-Hua L. Effectiveness of 8-week mindfulness training improving negative emotions. *Chinese Ment Health J* 2015;29:497-502.

Weiss 2005

Weiss M, Nordlie JW, Siegel EP. Mindfulness-based stress reduction as an adjunct to outpatient psychotherapy. *Psychother Psychosom* 2005;74:108-12.

Weston 2012

Weston E, Moran P, Acree M, Moskowitz J, Kemeny M, Elissa E, et al. OA02.02.Effect of MBSR and psychological state on inflammatory markers in HIV positive adults. *BMC Complement Altern Med* 2012;12 (Suppl. 1):O6.

Wilson 2000

Wilson HB. The specific effects model: relaxation and meditation effects on cognitive and somatic anxiety [dissertation]. Athens (OH): Ohio State University, 2000.

Winbush 2007

Winbush NY, Gross CR, Kreitzer MJ. The effects of mindfulness-based stress reduction on sleep disturbance: a systematic review. *Explore (NY)* 2007;(6):585-91.

Wong 2009

Wong SY. Effect of mindfulness-based stress reduction Program on pain and quality of life in chronic pain patients: a randomised controlled clinical trial. *Hong Kong Med J* 2009;15 (Suppl. 6):13-4.

Woods 2014

Woods NF, Mitchell ES, Schnall JG, Cray L, Ismail R, Taylor-Swanson L, et al. Effects of mind-body therapies on symptom clusters during the menopausal transition. *Climacteric* 2014;17:10-22.

Xing-Hua 2013

Xing-Hua L, Wei X, Yu-Zheng W, Hai-Hua L. Effect of mindfulness training on subjective well-being in volunteers: a six-week randomized controlled trial. *Chinese Ment Health J* 2013;27:597-601.

Zernicke 2014

Zernicke KA, Campbell TS, Speca M, McCabe-Ruff K, Flowers S, Carlson LE. A randomized wait-list controlled trial of feasibility and efficacy of an online mindfulness-based cancer recovery program: the eTherapy for cancer applying mindfulness trial. *Psychosom Med* 2014;76:257-67.

---

### **7.3 References to studies awaiting classification**

---

Chavooshi 2016

Chavooshi B, Mohammadkhani P, Dolatshahee B. Efficacy of intensive short-term dynamic psychotherapy for medically unexplained pain: a pilot three-armed randomized controlled trial Comparison with MBSR. *Psychother Psychosom* 2016;85:123-5.

Cherkin 2016

Cherkin DC, Sherman KJ, Balderson BH, Turner JA. Effect of mindfulness-based stress reduction vs cognitive behavioral therapy or usual care on back pain and functional limitations in adults with chronic low back pain: a randomized clinical trial. *JAMA* 2016;315:1240-9.

Cohen-Katz 2005

Cohen-Katz J, Wiley SD, Capuano T, Baker D, Shapiro S.. The effects of Mindfulness-based Stress Reduction on Nurse Stress and Burnout, Part II. *Holist Nurs Pract* 2005;19:26-35.

Faucher 2016

Faucher J, Koszycki D, Bradwejn J, Bielajew C. Effects of CBT versus MBSR treatment on social stress reactions in social anxiety disorder. *Mindfulness* 2016;7:514-26.

George 2015

George MC, Wongmek A, Kaku M, Nmashie A, Robinson-Papp J. A mixed-methods pilot study of mindfulness based stress reduction for HIV-associated chronic pain. *Behav Med* 2015;[Epub ahead of print].

Goldin 2016

Goldin PR, Morrison A, Jazaieri H, Brozovich F, Heimberg R, Gross JJ. Group CBT versus MBSR for social anxiety disorder: a randomized controlled trial. *J Consult Clin Psychol* 2016;84:427-37.

Johns 2016

Johns SA, Von AD, Brown LF, Beck-Coon K, Talib TL, Alyea JM, et al. Randomized controlled pilot trial of mindfulness-based stress reduction for breast and colorectal cancer survivors: effects on cancer-related cognitive impairment. *J Cancer Surviv* 2015;10:437-48.

Kearney 2016

Kearney DJ, Simpson TL, Malte CA, Felleman B, Martinez ME, Hunt SC. Mindfulness-based stress reduction in addition to usual care is associated with improvements in pain, fatigue, and cognitive failures among veterans with gulf war illness. *Am J Med* 2016;129:204-14.

Nellson 2016

Neilson K, Ftanou M, Monshat K, Salzberg M, Bell S, Kamm MA, et al. A controlled study of a group mindfulness intervention for individuals living with inflammatory bowel disease. *Inflamm Bowel Dis* 2016;22:694-701.

Omidi 2014

Omidi A, Zargar F. Effect of mindfulness-based stress reduction on pain severity and mindful awareness in patients with tension headache: a randomized controlled clinical trial. *Nurs Midwifery Stud* 2014;3:e21136.

Pargaonkar 2015

Pargaonkar V, Goldner J, Edwards KS, Goldin PR, Zimmerman B, Tremmel J. The effect of mindfulness-based stress reduction on angina and vascular function in women with non-obstructive coronary artery disease. *J Am Coll Cardiol* 2015;65:A1658.

Zhang 2016

Zhang JY, Zhou YQ, Feng ZW, Fan YN, Zeng GC, Wei L. Randomized controlled trial of MBSR on posttraumatic growth of Chinese breast cancer survivors. *Psychol Health Med* 2016;[Epub ahead of print].

---

## 7.4 References to ongoing studies

---

We did not include ongoing studies.

---

## 7.5 Additional references

---

Arroll 2009

Arroll B, Elley CR, Fishman T, Goodyear-Smith FA, Kenealy T, Blashki G, et al. Antidepressants versus placebo for depression in primary care. *Cochrane Database Syst Rev* 2009;(3):CD007954.

Astin 2003

Astin JA, Berman BM, Lee W, Hochberg M, Forays KL. The efficacy of mindfulness meditation plus qigong movement therapy in the treatment of fibromyalgia: a randomised trial. *J Rheumatol* 2003;30:2257-62.

Baer 2003

Baer RA. Mindfulness Training as a Clinical Intervention: A Conceptual and Empirical Review. *Clinical Psychology: Science and Practice* 2003;10(2): 125-143.

Baer 2006

Baer RA, Smith GT, Hopkins J, Kreitemeyer J, Toney L. Using self-report assessment methods to explore facets of mindfulness. *Assessment* 2006;13:27-45.

Baer 2008

Baer RA, Smith GT, Lykins E, Button D, Krietemeyer J, Sauer S, et al. Construct validity of the five facet mindfulness questionnaire in meditating and nonmeditating samples. *Assessment* 2008;15:329-42.

Bawa 2015

Bawa, FL, Mercer SW, Atherton RJ, Clague F, Keen A, Scott NW, Bond CM. Does mindfulness improve outcomes in patients with chronic pain? Systematic review and meta-analysis. *Br J Gen Pract* 2015; 65(365): e387-400.

Bohlmejer 1010

Bohlmejer E, Prenger R, Taal E, Cuijpers P. The effect of mindfulness-based stress reduction therapy on mental health of adults with a chronic medical disease: a meta-analysis. *J Psychosom Res* 2010;68:539-44.

Borenstein 2009

Borenstein M, Hedges LV, Higgins JPT, Rothstein HR. *Introduction to meta-analysis*. Chichester, UK: Wiley, 2009.

Brown 2009

Brown DW, Anda RF, Tiemeier H, Felitti VJ, Edwards VJ, Croft JB, et al. Adverse childhood experiences and the risk of premature mortality. *Am J Prev Med* 2009;37:389-96.

Bränström 2010

Bränström R, Duncan LG, Moskowitz JT. The association between dispositional mindfulness, psychological well-being, and perceived health in a Swedish population-based sample. *Br J Health Psychol* 2010;16:300-16.

Carmody 2008

Carmody J, Baer RA. Relationships between mindfulness practice and levels of mindfulness, medical and psychological symptoms and well-being in a mindfulness-based stress reduction program. *J Behav Med* 2008;31:23-33.

Carmody 2009

Carmody J, Baer RA. How long does a mindfulness-based stress reduction program need to be? A review of class contact hours and effect sizes for psychological distress. *J Clin Psychol* 2009;65:627-38.

Chandola 2008

Chandola T, Britton A, Brunner E, Hemingway H, Malik M, Kumari M, et al. Work stress and coronary heart disease: what are the mechanisms? *Eur Heart J* 2008;29:40-8.

Chiesa 2009

Chiesa A, Serretti A. Mindfulness-based stress reduction for stress management in healthy people: a review and meta-analysis. *J Altern Complement Med* 15:593-600.

Chiu 2014

Chiu HY, Chiang PC, Miao NF, Lin EY, Tsai PS. The effects of mind-body interventions on sleep in cancer patients: a meta-analysis of randomized controlled trials. *J Clin Psychiatry* 2014;75(11):1215-23.

Citrome 2014

Citrome L. Communication of clinical trial results: quantifying clinical relevance. *Innov Clin Neurosci* 2014;11:26-30.

Coffey 2008

Coffey KA, Hartman M. Mechanisms of action in the inverse relationship between mindfulness and psychological distress. *Compliment Health Pract Rev* 2008;13:79-91.

Cohen 1988

Cohen J. *Statistical power analysis for the behavioral sciences*. 2nd edition. Hillsdale (NJ): Erlbaum, 1988.

Cohen 2012



Cohen S, Janicki-Deverts D, Doyle WJ, Miller GE, Frank E, Rabin BS, et al. Chronic stress, glucocorticoid receptor resistance, inflammation, and disease risk. *Proc Natl Acad Sci USA* 2012;109:5995-9.

Comprehensive Meta Analysis 2010

Comprehensive meta-analysis v. 2.2.055 [Computer program]. Englewood (NJ): Biostat. [Other: ; Other: [www.Meta-Analysis.com](http://www.Meta-Analysis.com)]

Coronado-Montoya 2016

Coronado-Montoya S, Levis AW, Kwakkenbos L, Steele RJ, Turner EH, Thombs BD. Reporting of positive results in randomized controlled trials of mindfulness-based mental health interventions. *PLoS ONE* 2016;11:e0153220.

Davidson 2003

Davidson RJ, Kabat-Zinn J, Schumacher J, Rosenkranz M, Muller D, Santorelli S, et al. Alterations in brain and immune function produced by mindfulness meditation. *Psychosom Med* 2003;65:564-70.

Davidson 2015

Davidson RJ, Kaszniak AW. Conceptual and Methodological Issues in Research on Mindfulness and Meditation. *Am Psychol.* 2015; 70(7): 581–592.

Egger 1997

Egger M, Smith GD, Schneider M, Minder C. Bias in meta-analysis detected by a simple, graphical test. *BMJ* 1997;315:629-34.

European Risk Observatory 2009

European Agency for Safety and Health at Work. OSH in figures: stress at work — facts and figures. Luxembourg: Office for Official Publications of the European Communities, 2009.

Garland 2015

Garland EL, Geschwind N, Peeters F, Wichers M. Mindfulness training promotes upward spirals of positive affect and cognition; multilevel and autoregressive latent trajectory modeling analyses. *Frontiers in psychology* 2015;6(15):1-13.

Gotink 2016

Gotink RA, Chu P, Busschbach JJV, Benson H, Fricchione GL, Hunink MGM. Standardised mindfulness-based interventions in healthcare: an overview of systematic reviews and meta-analyses of RCTs. *PLoS One* 2016;10:e0124344.

Goyal 2014

Goyal M, Singh S, Sibinga EMS et al. Meditation programs for psychological stress and well-being: a systematic review and meta-analysis. *JAMA Intern Med* 2014;174:357-68.

Grossman 2004

Grossman P, Niemann L, Schmidt S, Walach H. Mindfulness-based stress reduction and health benefits: a meta-analysis. *J Psychosom Res* 2004;57:35-43.

Gu 2015

Gu J, Strauss C, Bond R, Cavanagh K. How do mindfulness-based cognitive therapy and mindfulness-based stress reduction improve mental health and wellbeing? A systematic review and meta-analysis of mediation studies. *Clin Psychol Rev* 2015;37:1-12.

Guyatt 2008

Guyatt GH, Oxman AD, Vist G, Kunz R, Falck-Ytter Y, Alonso-Coello P, et al. Rating quality of evidence and strength of recommendations GRADE: an emerging consensus on rating quality of evidence and strength of recommendations. *BMJ* 2008;336:924-6.

Hedges 1985

Hedges LV, Olkin I. *Statistical Methods for Meta-Analysis*, Academic Press, 1985.

Hedges 2010

Hedges LV, Tipton E, Johnson MC. Robust variance estimation in meta-regression with dependent effect size estimates. *Res Synth Methods* 2010;1:39-65.

Higgins 2002

Higgins JPT, Thompson SG. Quantifying heterogeneity in a meta-analysis. *Stat Med* 2002;21:1539-58.

Higgins 2008

Higgins JPT, Green S. *Cochrane Handbook of Systematic Reviews of Interventions*. 1st edition. Chichester, UK: Wiley-Blackwell, 2008.

Hofmann 2010

Hofmann SG, Sawyer AT, Witt AA, Oh D. The effect of mindfulness-based therapy on anxiety and depression: a meta-analytic review. *J Consult Clin Psychol* 2010;78:169-83.

Hölzel 2010

Hölzel B, Carmody J, Evans KC, Hoge EA, Dusek JA, Morgan L, et al. Stress reduction correlates with structural changes in the amygdala. *Soc Cogn Affect Neurosci* 2010;5:11-17.

Hölzel 2011

Hölzel B, Carmody J, Vangel M, Congleton C, Yerramsetti SM, Gard T, Lazar SW. Mindfulness practice leads to increases in regional brain gray matter density. *Psychiatry Res*. 2011;191(1): 36-43.

Kabat-Zinn 1990

Kabat-Zinn J. *Full catastrophe living: using the wisdom of your body and mind to face stress, pain, and illness*. New York (NY): Bantam, 1990.

Kelly-Irwing 2013

Kelly-Irwing M, Lepage B, Dedieu D, Bartley, Blane D, Grosclaude P, et al. Adverse childhood experiences and premature all-cause mortality. *Eur J Epidemiol* 2013;28:721-34.

Keng 2012

Keng S-L, Smoski MJ, Robins C, Brantley JG. Mechanisms of Change in Mindfulness-Based Stress Reduction: Self-Compassion and Mindfulness as Mediators of Intervention Outcomes. *Journal of Cognitive Psychotherapy* 2012; 26(3):270-280.

Khoury 2013

Khoury B, Lecomte T, Fortin G, Masse M, Therien P, Bouchard V, et al. Mindfulness-based therapy: a comprehensive meta-analysis. *Clin Psychol Rev* 2013;33:763-71.

Koivumaa-Honkanen 2004

Koivumaa-Honkanen H, Kaprio J, Honkanen R, Viinamäki H, Koskenvuo M. Life satisfaction and depression in a 15-year follow-up of healthy adults. *Soc Psychiatry Psychiatr Epidemiol* 2004;39:994-9.

Krisanaprakornkit 2007

Krisanaprakornkit T, Witoonchart C, Piyavhatkul N. Meditation therapies for ADHD (Protocol). *Cochrane Database Syst Rev* 2007;(2):CD006507.

Krisanaprakornkit 2008

Krisanaprakornkit T, Krisanaprakornkit W, Witoonchart C, Piyavhatkul N, Laopaiboon M. Meditation therapy for anxiety disorder (Protocol). *Cochrane Database Syst Rev* 2008;(3):CD004998.

Lau 2006

Lau J, Ioannidis JPA, Terrin N, Schmid CH, Olkin I. The case of the misleading funnel plot. *BMJ* 2006;333:597-600.

Lazar 2005

Lazar SW, Kerr CE, Wasserman RH, Gray JR, Greve DN, Treadway MT, et al. Meditation experience is associated with increased cortical thickness. *Neuroreport* 2005;16:1893-7.

Ledesma 2009

Ledesma D, Kumano H. Mindfulness-based stress reduction and cancer: a meta-analysis. *Psychooncology* 2009;18:571-9.

Lipsey 2001

Lipsey MW, Wilson DB. *Practical meta-analysis*. Thousand Oaks (CA): Sage, 2001.

Mars 2010

Mars TS, Abbley H. Mindfulness meditation practise as a healthcare intervention: a systematic review. *Int J Osteopath Med* 2010;13:56-66.

Matchim 2007

Matchim Y, Armer JM. Measuring the psychological impact of mindfulness meditation on health among patients with cancer: a literature review. *Oncol Nurs Forum* 2007;34:1059-66.

Mc Ewen 2008

McEwen BS. Central effects of stress hormones in health and disease: understanding the protective and damaging effects of stress and stress mediators. *Eur J Pharmacol* 2008;583:174-85.

Nyklicek 2008

Nyklicek I, Kuijpers KF. Effects of mindfulness-based stress reduction intervention on psychological well-being and quality of life: Is increased mindfulness indeed the mechanism? *Ann Behav Med* 2008;35:331-40.

Nyklicek 2010

Nyklicek I, van Son J, Pouwer F. Two recently published meta-analyses on the effectiveness of mindfulness-based interventions: What should the reader make of it? *J Psychosom Res* 2010;69:613-4.

Ospina 2008

Ospina MB, Bond TK, Karkhaneh M, Tjosvold L, Vandermeer B, Liang Y, et al. Meditation practices for health: state of the research. Evidence report/Technology assessment No. 155. Rockville (MD): Agency for Healthcare Research and Quality (AHRQ), 2007.

R Core Team 2010

R Development Core Team. R: a language and environment for statistical computing. Vienna: The R Foundation for Statistical Computing, 2010.

Rosengren 2004

Rosengren A, Hawken S, Ôunpuu S, Sliwa K, Zubaid M, Almahmeed WA, et al. Association of psychosocial risk factors with risk of acute myocardial infarction in 11 119 cases and 13 648 controls from 52 countries (the INTERHEART study): case-control study. *Lancet* 2004;364:953-63.

Rosenzweig 2010

Rosenzweig S, Greeson JM, Reibel DK, Green JS, Jasser SA, Beasley D. Mindfulness-based stress reduction for chronic pain conditions: Variation in treatment outcomes and role of home meditation practice. *J Psychosom Res* 2010;68:29-36.

Santorelli 1999

Santorelli SF. Mindfulness-based stress reduction: qualifications and recommended guidelines for providers. In: Santorelli SF, Kabat-Zinn J, editor(s). Mindfulness-based stress reduction professional training resource manual. Worcester (MA): Center for Mindfulness in Medicine, Health Care and Society, 2003.

Sharma 2014

Sharma M, Rush SE. Mindfulness-based stress reduction as a stress management intervention for healthy individuals: a systematic review. *J Evid Based Complementary Altern Med* 2014;19(4): 271-86.

Smith 2005

Smith JE, Richardson J, Hoffman C, Pilkington K. Mindfulness-based stress reduction as supportive therapy in cancer care: systematic review. *J Adv Nurs* 2005;52:315-27.

Toneatto 2007

Toneatto T, Nguyen L. Does mindfulness meditation improve anxiety and mood symptoms? A review of the controlled research. *Can J Psychiatry* 2007;52:260-6.

van Straten 2010

van Straten A, Geraedts A, Verdonck-de Leeuw I, Andersson G, Cuijpers P. Psychological treatment of depressive symptoms in patients with medical disorders: a meta-analysis. *J Psychosom Res* 2010;69:23-32.

Vibe 2010

Vibe M.de, Hammerstrøm K, Kowalski K, Bjørndal A. Mindfulness Based Stress Reduction (MBSR) for improving health and social functioning in adults. Protocol. *Campbell Library of Systematic Reviews* 2010.

Vibe 2012

Vibe M.de, Hammerstrøm K, Kowalski K, Bjørndal A. Mindfulness Based Stress Reduction (MBSR) for improving health and social functioning in adults. *Campbell Library of Systematic Reviews* 2012;8:3.

Viechtbauer 2010

Viechtbauer W. Conducting meta-analyses in R with the metafor package. *J Stat Softw* 2010;36:1-48.

Winbush 2007

Winbush NY, Gross CR, Kreitzer MJ. The effect of mindfulness-based stress reduction on sleep disturbance: a systematic review. *Explore (NY)* 2007;3:585-91.

Wright 2009

Wright JM, Musini VM. First-line drugs for hypertension. *Cochrane Database Syst Rev* 2009;(3):CD001841.

Centers for Disease Control and Prevention (2012). *CDC estimates 1 in 88 children in United States has been identified as having an autism spectrum disorder*. Retrieved from: [http://www.cdc.gov/media/releases/2012/p0329\\_autism\\_disorder.html](http://www.cdc.gov/media/releases/2012/p0329_autism_disorder.html)

---

## 8. Information about this review

---

### 8.1 Review authors

---

#### Lead review author

---

**Name:** Michael de Vibe

---

**Title:** MD, PhD

---

**Affiliation:** Norwegian Public Health Institute

---

**Address:** Postboks 4404 Nydalen

---

**City, State, Province or County:** Oslo

---

**Post code:** 0403

---

**Country:** Norway

---

**Phone:** +4791610957

---

**Mobile:** +4791610957

---

**Email:** mdevibe@online.no

---

#### Co-author

---

**Name:** Arild Bjørndal

---

**Title:** Director, MD, PhD

---

**Affiliation:** The Centre for Child and Adolescent Mental Health, Eastern and Southern Norway

---

**Address:** Gullhaugveien 1-3, 0484 Oslo

---

**City, State, Province or County:** Oslo

---

**Post code:** 0484

---

**Country:** Norway

---

**Phone:** +47 22 58 60 00

---

**Mobile:** +47 922 92 963

---

**Email:** ab@r-bup.no

---

**Co-author**

---

**Name:** Sabina Fattah

---

Title: MD, PhD

---

Affiliation: The Centre for Child and Adolescent Mental Health, Eastern and Southern Norway

---

Address: Gullhaugveien 1-3, 0484 Oslo

---

City, State, Province or County: Oslo

---

Post code: 0484

---

Country: Norway

---

Phone: +47 22 58 60 00

---

Mobile: +47 473 09 628

---

Email: Sabina.fattah@r-bup.no

---

**Co-author**

---

**Name:** Gunvor M Dyrdal

---

Title: Assistant professor, PhD

---

Affiliation: Norwegian University of Science and Technology

---

Address: Postbox 191

---

City, State, Province or County: Gjøevik

---

Post code: 2802

---

Country: Norway

---

Phone: +47 61 13 54 23

---

Mobile: +47 901 75 356

---

Email: guvnor.dyrdahl@ntnu.no

---

**Co-author**

---

**Name:** Even Halland

---

Title: Clinical psychologist

---

Affiliation: Lovisenberg Hospital

---

Address: Lovisenberggata 17,

---

City, State, Province or County: Oslo

---

Post code: 0456

---



---

Country: Norway

---

Phone: +47 23 22 50 00

---

Mobile: +47 922 54 924

---

Email: evenhalland@gmail.com

---

### **Co-author**

---

**Name:** Emily E Tanner-Smith, Vanderbilt University, USA

---

**Title:** Assistant professor, PhD

---

**Affiliation:** Vanderbilt University

---

**Address:**

Peabody Wyatt Center, Rm 410A

1930 South Drive

Nashville

---

**City, State, Province or County:** TN

---

**Post code:** 37212

---

**Country:** USA

---

**Phone:** 615-322-6304

---

**Mobile:** 615-322-0293 (F)

---

**Email:** e.tanner-smith@Vanderbilt.Edu>

---

---

## **8.2 Roles and responsibilities**

Arild Bjørndal suggested the update of this review. Michael de Vibe wrote the first draft of the review. Karianne Hammerstrøm, who is a research librarian, developed the search strategies. Arild Bjørndal wrote the methods sections of the protocol and Krystyna Kowalski designed the forms. Karianne Hammerstrøm and Brynhildur Axelsdottir carried out the searches. Michael de Vibe, Arild Bjørndal, Sabina Fattah, Gunvor M Dyrdal, Even Halland and Toril Eide selected studies and extracted data. Emily Tanner-Smith, Michael de Vibe, and Arild Bjørndal did the data analyses. Michael de Vibe and Arild Bjørndal wrote the review. All authors have commented on different versions of the manuscript.

---

## **8.3 Sources of support**

This study was supported by the Norwegian Institute of Public Health and The Centre for Child and Adolescent Mental Health, Eastern and Southern Norway.

---

## **8.4 Declarations of interest**

---

Michael de Vibe has carried out a research project on MBSR in Norwegian family practice that was published in the Norwegian Medical Journal in 2006 and is a MBSR instructor. He completed his doctorate based on a RCT trying out MBSR among students with Arild Bjørndal as his mentor. Michael de Vibe did not assess or extract data from his own studies, nor did Arild Bjørndal. Sabina Fattah, Gunvor M Dyrdal and Even Halland are MBSR instructors. None of the authors stand to gain financially from a positive or negative evaluation of MBSR.

---

## **8.5 Plans for updating the review**

---

Arild Bjørndal will be responsible for updating this review within the next five years.

# 9. Tables

## 9.1 Characteristics of studies tables

### 9.1.1 Characteristics of included studies

Alterman2004	
<b>Methods</b>	RCT
<b>Participants</b>	Drug-abusers in resident treatment > two months, Exclusion criteria: Schizophrenia and borderline, AIDS, hepatitis, regular mind-body practice last two months
<b>Interventions</b>	MBSR vs treatment-as-usual
	MBSR: 8 x 2 hours per week + 7 hour all day session. 30-45 minutes of daily practice in a group
<b>Outcomes</b>	Semi-structured psychiatric interview measured problems in seven areas: medical, employment, alcohol, drug, legal, family-social and psychiatric, in addition to spirituality, optimism, positive and negative mood, vitality, physical and mental health, drug and alcohol use and meditation practice
<b>Key conclusions</b>	Addiction severity index indicated greater improvement in MBSR group in medical problems over a 5 months follow-up and a trend on psychological problems, but no other group differences and no difference in urine toxicology
<b>Notes</b>	Analysis by repeated measures of variance to look for group x time interaction. Because low statistical power, effect sizes for group differences were also given

### Risk of bias table

<b>Bias</b>	<b>Authors' judgement</b>	<b>Support for judgement</b>
Random sequence generation (selection bias)	Low risk	Random number sequence

Allocation concealment (selection bias)	Unclear risk	Not specified
Blinding (performance bias and detection bias)	High risk	University technicians administered interview at post-intervention and follow-up but not at baseline.
Incomplete outcome data (attrition bias)	Low risk	Only three people dropped out in each group
Selective reporting (reporting bias)	High risk	No SD given
Other bias	High risk	Treatment staff administered interview at baseline and technical staff at other times

#### Amutio 2015

<b>Methods</b>	RCT
<b>Participants</b>	42 physicians
<b>Interventions</b>	MBSR (8x2,5 + 8h) vs WL
<b>Outcomes</b>	FFMQ, SRSI-3, Heart rate
<b>Key conclusions</b>	Significant improvements at post-intervention for FFMQ and SRSI-3 in the MBSR group vs WL, and significant reduction within MBSR group of heartrate, all measured after the intervention.
<b>Notes</b>	At post-intervention the control group received the intervention and both groups received 2.5 hours per month for one year, which maintained the post-intervention gains at one year

#### Risk of bias table

<b>Bias</b>	<b>Authors' judgement</b>	<b>Support for judgement</b>
Random sequence generation (selection bias)	Low risk	Computer program
Allocation concealment (selection bias)	Unclear risk	not described
Blinding (performance bias and detection bias)	Unclear risk	not described
Incomplete outcome data (attrition bias)	Low risk	low attrition
Selective reporting (reporting bias)	Low risk	all outcomes reported
Other bias	Low risk	

#### Anderson 2007

<b>Methods</b>	RCT
<b>Participants</b>	86 healthy adults
<b>Interventions</b>	MBSR vs wait-list control MBSR: 8 x 2 hours per week, no all day retreat
<b>Outcomes</b>	Attentional control, depression, affect, anxiety, anger, rumination, worry, mindfulness and 4 attention tasks
<b>Key conclusions</b>	MBSR did not affect attentional control, but was associated with improvements ( $p < 0.01$ ) in emotional well-being (as measured by depression, anxiety, anger, positive affect, general rumination, anger rumination and anger sensitivity) and mindfulness. Changes in mindfulness predicted changes in emotional well-being in the MBSR group, and improved mindfulness enhanced awareness of present experience
<b>Notes</b>	Intention to treat analysis not conducted as the number of dropouts in each group were equal ( $n=7$ ). Greater negative affect, depression and anger rumination in MBSR group at baseline. Therefore done multivariate ANOVA using baseline differences as covariates

Risk of bias table

<b>Bias</b>	<b>Authors' judgement</b>	<b>Support for judgement</b>
Random sequence generation (selection bias)	Unclear risk	Not specified
Allocation concealment (selection bias)	Unclear risk	Not specified
Blinding (performance bias and detection bias)	Unclear risk	Not specified
Incomplete outcome data (attrition bias)	Low risk	The number of dropouts in each group were equal ( $n=7$ ) and hence the most conservative estimation of post-test scores would not have affected group mean-differences at post-test
Selective reporting (reporting bias)	Low risk	All outcomes reported
Other bias	Low risk	No other bias detected

Arch 2013

<b>Methods</b>	RCT
<b>Participants</b>	105 veterans (83 % male). Inclusion criteria: 18-75 years old, English speaking, a principal (or dual principal) DSM-IV diagnosis of panic disorder with or without agoraphobia (PD/A), generalized anxiety disorder (GAD), social anxiety disorder (SAD), specific phobia (SP), obsessive-compulsive disorder (OCD) or civilian post-traumatic stress disorder (PTSD) (e.g., non combat or military sexual trauma related) on the MINI International Neuropsychiatric Interview (MINI) for DSM-IV.  Exclusion criteria: principal military-related PTSD, active suicidal ideation, active substance use disorders within the past 3 months, or current participation in other CBT or adapted MBSR treatments for anxiety disorders.
<b>Interventions</b>	MBSR vs CBT (Cognitive behavioral therapy. 10 x 90 minutes per week.) Both groups received workbooks with didactic handouts, did homework and in-session exercises.)  MBSR: 9 x 90 minutes per week, 3 hours retreat.
<b>Outcomes</b>	Primary: diagnostic severity, worry, anxiety arousal. Secondary: depression.
<b>Key conclusions</b>	CBT and MBSR were both effective at reducing principal diagnosis severity and somewhat effective at reducing self-reported anxiety symptoms. CBT was more effective at reducing anxiety arousal, MBSR more effective at reducing worry and comorbid disorders.
<b>Notes</b>	

Risk of bias table

<b>Bias</b>	<b>Authors' judgement</b>	<b>Support for judgement</b>
Random sequence generation (selection bias)	Low risk	computer generated
Allocation concealment (selection bias)	Low risk	Allocation not known to blind assessors
Blinding (performance bias and detection bias)	Low risk	Blinding of assessors
Incomplete outcome data (attrition bias)	Low risk	All data reported
Selective reporting (reporting bias)	Low risk	
Other bias	Low risk	

Arefnasab 2013

<b>Methods</b>	RCT
<b>Participants</b>	40 male pulmonary injured veterans, mean age 49. Inclusion criteria: Caucasian, inhabitants of Teheran, mild to moderate pulmonary problems. Exclusion criteria: History of acute psychotic disorder/ psychosis, negative history of psychiatric drug consumption/ chronic medical problem (except sequels of chemical injuries).
<b>Interventions</b>	MBSR vs wait-list control. MBSR: 8 x 2 hours per week, no retreat. One hour daily home practice.
<b>Outcomes</b>	Physical and social functioning, role limitations due to physical/ social problems, wellbeing and three pulmonary function tests.
<b>Key conclusions</b>	MBSR can improve quality of life, but not lung function in chemically injured veterans.
<b>Notes</b>	

Risk of bias table

<b>Bias</b>	<b>Authors' judgement</b>	<b>Support for judgement</b>
Random sequence generation (selection bias)	Low risk	Computerized number generator
Allocation concealment (selection bias)	Unclear risk	Not specified
Blinding (performance bias and detection bias)	Unclear risk	Not specified
Incomplete outcome data (attrition bias)	Unclear risk	Not specified
Selective reporting (reporting bias)	Low risk	All data reported
Other bias	Unclear risk	Insufficient information

Astin 1997

<b>Methods</b>	RCT
<b>Participants</b>	Students
<b>Interventions</b>	MBSR vs wait-list control MBSR: 8 x 2 hours per week, no all day retreat
<b>Outcomes</b>	Psychological distress, control and spiritual experience
<b>Key conclusions</b>	MBSR significantly reduced psychological distress $p < 0.002$ , representing a 64% reduction in the MBSR group vs 14 % in the

	control group. Increased overall sense of control ( $p < 0.02$ ), and using more accepting/ yielding mode of control $p < 0.03$ , and increase on measure of self as source of control $p < 0.008$ . Increased scores on spiritual experiences $p < 0.03$
<b>Notes</b>	ITT (intention to treat analysis) not reported. ANOVA analysis was performed using change scores as dependant variable and baseline values as covariates. Written to author to get more data but this was not available.

Risk of bias table

<b>Bias</b>	<b>Authors' judgement</b>	<b>Support for judgement</b>
Random sequence generation (selection bias)	Low risk	Coin flip (on request to author)
Allocation concealment (selection bias)	Unclear risk	Not specified who did the coin flip
Blinding (performance bias and detection bias)	High risk	Most likely not blinded, as the researcher was acting as both instructor and data collector
Incomplete outcome data (attrition bias)	Unclear risk	Large dropout from control group
Selective reporting (reporting bias)	High risk	Missing raw data from all facets of SCI (sense of control index)
Other bias	Low risk	No other bias detected

Baker 2014

<b>Methods</b>	30 community-dwelling women with urge-predominant urinary incontinence, 22 – 79 years old. Inclusion criteria: 5 or more urinary urge incontinence (UUI) episodes, with urge predominance during three days. Exclusion criteria: anticholinergic medication, past non-pharmacologic treatment of UUI, past diagnosis of painful bladder, interstitial cystitis and/ or neurological disorder.
<b>Participants</b>	MBSR vs Yoga (8 weeks. Program included education and self-massage, but no breathing techniques) MBSR: 8 x 2, 5 hours per week + 7 hour all-day session. Recording of formal and informal home-practice.
<b>Interventions</b>	Incontinence episodes, urge incontinence episodes, bladder quality of life and health related quality of life.



<b>Outcomes</b>	MBSR seems to be a promising treatment of urinary incontinence. The results support larger scale trials.
<b>Key conclusions</b>	At all follow-up tests, the participants in the MBSR program showed greater percent change from the baseline in UIE, but statistically significant only at 8 weeks.
<b>Notes</b>	

Risk of bias table

<b>Bias</b>	<b>Authors' judgement</b>	<b>Support for judgement</b>
Random sequence generation (selection bias)	Low risk	Shuffled sealed envelopes
Allocation concealment (selection bias)	Low risk	Sealed envelopes
Blinding (performance bias and detection bias)	Unclear risk	Not specified
Incomplete outcome data (attrition bias)	Low risk	Last observation carried forward
Selective reporting (reporting bias)	Low risk	All data reported
Other bias	Unclear risk	The quality of the yoga / MBSR instructor unclear

Banth 2015

<b>Methods</b>	RCT
<b>Participants</b>	88 female patients with non-specific chronic low back pain
<b>Interventions</b>	8 w x 90 min MBSR + TAU vs TAU
<b>Outcomes</b>	Pain (McGill Pain Q), Quality of life by SF-12
<b>Key conclusions</b>	Significant lowering of pain and increased QOL after the intervention
<b>Notes</b>	

Risk of bias table

<b>Bias</b>	<b>Authors' judgement</b>	<b>Support for judgement</b>
Random sequence generation (selection bias)	Unclear risk	Method not described

Allocation concealment (selection bias)	Unclear risk	Not described
Blinding (performance bias and detection bias)	Unclear risk	Not described
Incomplete outcome data (attrition bias)	High risk	High attrition
Selective reporting (reporting bias)	Low risk	All data reported
Other bias	Unclear risk	Insufficient description of method

**Barrett 2012**

<b>Methods</b>	RCT
<b>Participants</b>	149 community-recruited adults (82 % female). Inclusion criteria: 50 years and older, willingness to undertake any of the 3 randomization outcomes, reporting either 2 or more colds in the last 12 months or an average of 1 or more cold per year. Exclusion criteria: previous training or current practice of meditation, moderate exercise at least 2 times a week or vigorous exercise at least 1 time a week, and a score of less than 24 points on the Folstein Mini-Mental State Examination 21 or more than 14 points on the 9-item Patient Health Questionnaire (PHQ-9) depression screen <sup>22</sup> ; immunodeficiency, autoimmune, or malignant disease; or prior allergic reaction to influenza vaccine or egg allergy.
<b>Interventions</b>	MBSR vs exercise (structure equivalent to the MBSR-intervention) vs control. MBSR: 8 x 2,5 hours per week, 45 minutes per day home practice.
<b>Outcomes</b>	Main: ARI illness (number of participants, number om episodes, severity, number of days), health care visits, sick days, biomarkers. Secondary: Exercise (metabolic equivalent task/ mindfulness score). Physical health, mental health, positive emotion, optimism, social support, sleep quality, perceived stress, negative emotion and anxiety.
<b>Key conclusions</b>	Training in meditation or exercise may be effective in reducing ARI illness burden.
<b>Notes</b>	

**Risk of bias table**

<b>Bias</b>	<b>Authors' judgement</b>	<b>Support for judgement</b>

Random sequence generation (selection bias)	Low risk	Computer-generated randomization
Allocation concealment (selection bias)	Low risk	Concealed envelopes
Blinding (performance bias and detection bias)	Unclear risk	Not specified
Incomplete outcome data (attrition bias)	Low risk	Using imputation
Selective reporting (reporting bias)	Low risk	All data reported
Other bias	Low risk	

Blom 2014

<b>Methods</b>	RCT
<b>Participants</b>	101 adults with unmedicated stage 1 hypertension
<b>Interventions</b>	8 w MBSR vs WL
<b>Outcomes</b>	Change in awake and 24-hour ambulatory BP from baseline to week 12
<b>Key conclusions</b>	No between group difference in BP. Secondary within-group analysis found a small reduction in BP after MBSR limited to females
<b>Notes</b>	

Risk of bias table

<b>Bias</b>	<b>Authors' judgement</b>	<b>Support for judgement</b>
Random sequence generation (selection bias)	Low risk	Permuted block design
Allocation concealment (selection bias)	Low risk	Sealed envelopes
Blinding (performance bias and detection bias)	Unclear risk	Unclear description
Incomplete outcome data (attrition bias)	Unclear risk	All randomized not used in analyses
Selective reporting (reporting bias)	Low risk	
Other bias	Low risk	

Brown 2013

<b>Methods</b>	RCT
<b>Participants</b>	28 patients with chronic pain. (21 women/ 7 men) Inclusion criteria: being right-handed, any type of musculoskeletal pain. Exclusion criteria: a history of neurological or cardiovascular disease. A history of psychiatric disease: major depression, bipolar disorder, anxiety disorders (obsessive compulsive disorder, panic, phobias, generalized anxiety disorders) and schizophrenia. (Patients were expected to have a mild to moderate levels of anxiety and/or depression.)
<b>Interventions</b>	MBPS (mindfulness-based pain management program) vs control/ treatment as usual. MBPS: 8 x 2,5 hours weekly. Homework not specified.
<b>Outcomes</b>	Self-report: mental and physical health, engagement, contemplation, perceived control over pain, sensory pain, affective pain, laser pain and mindfulness.
<b>Key conclusions</b>	The study supports the hypothesis that mindfulness training provides a cognitive strategy for improving pain management, which has positive consequences for mental health.
<b>Notes</b>	

Risk of bias table

<b>Bias</b>	<b>Authors' judgement</b>	<b>Support for judgement</b>
Random sequence generation (selection bias)	Unclear risk	not described
Allocation concealment (selection bias)	Unclear risk	not described
Blinding (performance bias and detection bias)	Unclear risk	not described
Incomplete outcome data (attrition bias)	High risk	high attrition for unexplained reasons
Selective reporting (reporting bias)	Low risk	
Other bias	Low risk	

Bränström 2010

<b>Methods</b>	RCT
<b>Participants</b>	71 Patients with varying cancer diagnoses who were not undergoing current radiation or chemotherapy treatment

<b>Interventions</b>	MBSR vs wait-list control
	MBSR: 8 x 2 hours per week, minus all day session
<b>Outcomes</b>	Stress, anxiety and depression, impact on event scale, mood states and mindfulness. Home practice of meditation, all measured before and 1 month after completion of MBSR
<b>Key conclusions</b>	Significant decrease in stress, post-traumatic avoidance symptoms and increased profile of mood states. Significant increase in mindfulness, and this mediated the effects.
<b>Notes</b>	Written to author who confirmed that numbers in table two are from ITT - intention to treat analysis (32 and 39)

#### Risk of bias table

<b>Bias</b>	<b>Authors' judgement</b>	<b>Support for judgement</b>
Random sequence generation (selection bias)	Low risk	Software random selection procedure
Allocation concealment (selection bias)	Low risk	
Blinding (performance bias and detection bias)	Unclear risk	No blinding of group assignment.
Incomplete outcome data (attrition bias)	Low risk	ITT
Selective reporting (reporting bias)	Low risk	All reported, 6 month follow up to be reported later
Other bias	Low risk	

#### Carmody 2011

<b>Methods</b>	RCT
<b>Participants</b>	110 late perimenopausal and early postmenopausal women. Inclusion criteria: women in late menopausal transition and early post-menopause experiencing an average of $\geq 5$ moderate or severe hot flashes (including night sweats)/day during the past week, willingness to keep a daily diary of the time and intensity and bother from hot flashes, and endeavoring to maintain present exercise, dietary pattern, and dosage of any soy supplements or menopausal remedies (including isoflavone intake).
<b>Interventions</b>	MBSR vs wait-list control. MBSR: 8 x 2,5 hours per week, one all-day class, 45 minutes 6 days/week home practice.

<b>Outcomes</b>	Main outcome: the degree of bother from hot flashes and night sweats. Secondary outcomes: hot flash intensity, quality of life, subjective sleep quality, anxiety, perceived stress and treatment adherence.
<b>Key conclusions</b>	MBSR may be a clinically significant resource in reducing the degree of bother and distress women experience from hot flashes and night sweats.
<b>Notes</b>	

Risk of bias table

<b>Bias</b>	<b>Authors' judgement</b>	<b>Support for judgement</b>
Random sequence generation (selection bias)	Low risk	Stata's ralloc command, blocks of 4 and 6
Allocation concealment (selection bias)	Low risk	All personnel blinded to allocation.
Blinding (performance bias and detection bias)	Low risk	Data entry personnel and instructors blinded
Incomplete outcome data (attrition bias)	Low risk	Last observation carried forward
Selective reporting (reporting bias)	Low risk	All data reported
Other bias	Low risk	

Carson 2004

<b>Methods</b>	RCT
<b>Participants</b>	White couples, married or cohabitating > two years, non-distressed (<58 on the global marital satisfaction inventory and <65 on the brief symptom inventory), and not practicing yoga or meditation regularly
<b>Interventions</b>	MBSR vs wait-list control MBSR: 8 x 2,5 hours per week + 7 hours all day session, couple focus in the exercises
<b>Outcomes</b>	Global marital satisfaction inventory, brief symptom inventory, relationship satisfaction, autonomy, closeness, acceptance of partner, optimism, spirituality, individual relaxation index
<b>Key conclusions</b>	Favorable impact on relationship satisfaction, autonomy, relatedness, closeness, acceptance and relationship distress, same on individual optimism, spirituality, relaxation and distress, and

	results maintained at three months follow-up. Those who practiced had better outcome
<b>Notes</b>	Sessions videotaped and rated for fidelity, daily practice diaries, experienced MBSR teachers

Risk of bias table

<b>Bias</b>	<b>Authors' judgement</b>	<b>Support for judgement</b>
Random sequence generation (selection bias)	Unclear risk	Method of randomisation not specified, randomisation stratified for couples
Allocation concealment (selection bias)	Unclear risk	Not specified, written to author
Blinding (performance bias and detection bias)	Unclear risk	Not specified, written to author
Incomplete outcome data (attrition bias)	Low risk	Equal drop-out in both groups, and differences between completers and dropouts analysed
Selective reporting (reporting bias)	Low risk	All outcomes reported
Other bias	Low risk	No other bias detected

Cohen-Katz 2005

<b>Methods</b>	RCT
<b>Participants</b>	27 hospital staff, mainly nurses.
<b>Interventions</b>	MBSR vs wait-list control MBSR: 8 x 2,5 hours per week + 6 hour all day session.
<b>Outcomes</b>	Burnout, distress and mindfulness
<b>Key conclusions</b>	Significant increase in mindfulness, significant decrease in emotional exhaustion (p=0.05) and increase in personal accomplishment (p=0.014) and trend for depersonalization (p=0.063), but no significant difference in distress
<b>Notes</b>	More people with elevated distress in control group (7/13) than MBSR (3/12) at pre-intervention

Risk of bias table

<b>Bias</b>	<b>Authors' judgement</b>	<b>Support for judgement</b>

Random sequence generation (selection bias)	Unclear risk	Not specified
Allocation concealment (selection bias)	Unclear risk	Not specified
Blinding (performance bias and detection bias)	Unclear risk	Not specified
Incomplete outcome data (attrition bias)	High risk	Missing data for the two drop-outs in the intervention group not accounted for
Selective reporting (reporting bias)	Low risk	All outcomes reported
Other bias	Unclear risk	Big baseline difference in distress between intervention and treatment group not analysed

Corsica 2014

<b>Methods</b>	RCT
<b>Participants</b>	53 participants with stress and problem eating behaviour and MBI>23
<b>Interventions</b>	MBSR (50x6) vs Stress-eating intervention vs MBSR+SEI and BMI
<b>Outcomes</b>	PSS, EADES
<b>Key conclusions</b>	All interventions significantly reduced stress and stress-eating, with best effect for the combined intervention which also showed a moderate effect on short-term weight-loss
<b>Notes</b>	

Risk of bias table

Bias	Authors' judgement	Support for judgement
Random sequence generation (selection bias)	Unclear risk	not described
Allocation concealment (selection bias)	Unclear risk	not described
Blinding (performance bias and detection bias)	Unclear risk	not described
Incomplete outcome data (attrition bias)	Low risk	ITT
Selective reporting (reporting bias)	Low risk	
Other bias	Low risk	

Creswell 2009



<b>Methods</b>	RCT
<b>Participants</b>	HIV-infected adults with psychological distress
<b>Interventions</b>	MBSR vs one day MBSR control MBSR: 8 x 2 hours per week, six hours all day session
<b>Outcomes</b>	Blood CD4+ T lymphocyte levels and concentrations of HIV-1 RNA
<b>Key conclusions</b>	MBSR can buffer CD4+ T lymphocyte declines in HIV-1 infected adults, independent of ARV (anti-retroviral) treatment status. Attendance in class predicted outcome, and accounted for 2/3 of effect on CD4+T lymphocytes
<b>Notes</b>	Intention to treat analysis conducted

Risk of bias table

<b>Bias</b>	<b>Authors' judgement</b>	<b>Support for judgement</b>
Random sequence generation (selection bias)	Unclear risk	unclear sequence generation, reported use of "2:1 randomisation schedule"
Allocation concealment (selection bias)	Unclear risk	Not specified
Blinding (performance bias and detection bias)	Low risk	Study assessment personnel were blind to participant condition
Incomplete outcome data (attrition bias)	Low risk	ITT conducted
Selective reporting (reporting bias)	Low risk	All outcomes reported
Other bias	Low risk	No other bias detected

Creswell 2012

<b>Methods</b>	RCT
<b>Participants</b>	40 healthy older adults, loneliness and pro-inflammatory gene expression, mean age 65, 33 women. Inclusion criteria: English-speaking, not currently practicing any mind-body therapies more than once per week, non-smokers, mentally/ physically healthy (last three months), not currently taking medication that affect immune, cardiovascular, endocrine or psychiatric functioning. Exclusion criteria: being left handed, non-removable metal implants, weight above 3000 lbs, cognitive impairment.
<b>Interventions</b>	MBSR vs wait-list control

	MBSR: 8 x 2 hours, full day retreat. 30 minutes of ascribed daily home practice.
<b>Outcomes</b>	Mindfulness skills, loneliness, C-reactive protein (CRP) and interleukin-6.
<b>Key conclusions</b>	MBSR may be a novel treatment approach for reducing loneliness and related pro-inflammatory gene expression in older adults.
<b>Notes</b>	

Risk of bias table

<b>Bias</b>	<b>Authors' judgement</b>	<b>Support for judgement</b>
Random sequence generation (selection bias)	Low risk	Computerized number generator
Allocation concealment (selection bias)	Unclear risk	Not specified
Blinding (performance bias and detection bias)	Low risk	Blinding performed (study staff)
Incomplete outcome data (attrition bias)	Unclear risk	Not specified
Selective reporting (reporting bias)	Low risk	All data reported
Other bias	Low risk	

Davidson 2003

<b>Methods</b>	RCT
<b>Participants</b>	41 right-handed employees in a biotechnology cooperation
<b>Interventions</b>	MBSR vs wait-list control MBSR: 8 x 2 hours per week, six hours all day session
<b>Outcomes</b>	Anxiety, positive and negative affect, EEG brain changes, antibody titre after influenza vaccination
<b>Key conclusions</b>	Significant increase in left-sided anterior cortical activation on EEG in MBSR group, and significant increase in antibody titre rise. Magnitude of Cortical change predicted magnitude of antibody response
<b>Notes</b>	Insufficient reporting on psychometric data

Risk of bias table

<b>Bias</b>	<b>Authors' judgement</b>	<b>Support for judgement</b>

Random sequence generation (selection bias)	Unclear risk	Not reported
Allocation concealment (selection bias)	Unclear risk	Not reported
Blinding (performance bias and detection bias)	Unclear risk	Not reported
Incomplete outcome data (attrition bias)	Unclear risk	Not reported
Selective reporting (reporting bias)	High risk	Data on anxiety outcome for T3 is missing
Other bias	Unclear risk	Possible contamination as all participants came from same firm

de Veer 2009

<b>Methods</b>	RCT, matched for age, gender and education
<b>Participants</b>	46 persons entered, 37 persons (29 males and 8 females) who stutter completed the program
<b>Interventions</b>	MBSR vs wait-list control MBSR: 8 x 2,5 hours per week
<b>Outcomes</b>	Stress, anxiety about speech situations, self-efficacy, coping, locus of control and attitude towards speech situations
<b>Key conclusions</b>	MBSR group showed less suffering from stress and related tension and fatigue, less anxiety about speech situations and more confidence in approaching speech situations, they felt more in control and used more problem-focused coping
<b>Notes</b>	Follow-up data cannot be used in meta-analysis because follow-up parallel with the wait-list group receiving MBSR. written to author and got additional information. Attendance recorded, not practice time

Risk of bias table

<b>Bias</b>	<b>Authors' judgement</b>	<b>Support for judgement</b>
Random sequence generation (selection bias)	Low risk	Coin tossing by main experimenter
Allocation concealment (selection bias)	High risk	coin tossing

Blinding (performance bias and detection bias)	Low risk	Questionnaires received anonymously in sealed envelopes by second investigator
Incomplete outcome data (attrition bias)	High risk	Uneven attrition in intervention and control group
Selective reporting (reporting bias)	Low risk	All outcomes reported
Other bias	High risk	Not intention to treat analysis and no analysis of dropouts

de Vibe 2006

<b>Methods</b>	RCT
<b>Participants</b>	144 people with stress and chronic illnesses
<b>Interventions</b>	MBSR vs wait-list control MBSR: 8 x 2.5 hours per week, six hours all day session
<b>Outcomes</b>	Psychological distress, subjective health complaints and quality of life
<b>Key conclusions</b>	MBSR group showed reduced distress and health complaints and increased quality of life. Significant effect of amount of practice on quality of life measures at follow-up. Same trend on subjective health complaints
<b>Notes</b>	Follow-up after cross-over of wait-list control group who then received MBSR and they showed same results after 6 months follow-up as the intervention group. Follow-up results therefore not included in our analyses

Risk of bias table

Bias	Authors' judgement	Support for judgement
Random sequence generation (selection bias)	Low risk	Dice
Allocation concealment (selection bias)	High risk	Allocation done by main investigator
Blinding (performance bias and detection bias)	High risk	Data collected by main investigator
Incomplete outcome data (attrition bias)	Low risk	No dropouts in control group, 10% dropout in intervention group accounted for
Selective reporting (reporting bias)	Low risk	All outcomes reported

Other bias	Unclear risk	Baseline data gathered at inclusion to study but groups started at different times after inclusion

de Vibe 2013

<b>Methods</b>	RCT
<b>Participants</b>	288 medical and psychology students
<b>Interventions</b>	MBSR vs. Control (study as usual) MBSR: 6 weekly sessions of 1.5 hrs each, a 6-hour session in week seven, and 30 min. of daily mindfulness practice.
<b>Outcomes</b>	Mental distress (General health questionnaire, GHQ12), student burnout (Maslach burnout inventory, MBI), study stress (perceived medical school stress, PMSS), subjective well being (SWB), mindfulness (five facet mindfulness questionnaire, FFMQ), student compliance (attendance and self-reported home-based mindfulness practice).
<b>Key conclusions</b>	The MANCOVA analysis (mental distress, student burnout, study stress and subjective well-being) revealed a significant overall effect on the main outcome measures on the intervention compared with the control group. The ANCOVA analysis showed a significant effect of the intervention on mental distress and well-being. For the latter analysis, the intervention did not significantly reduce student stress or student burnout. For the outcome of mindfulness, the results showed an overall significant effect in favour of the intervention group.
<b>Notes</b>	

Risk of bias table

Bias	Authors' judgement	Support for judgement
Random sequence generation (selection bias)	Low risk	Using computerized random number generator
Allocation concealment (selection bias)	Low risk	Information on allocation emailed to participants one week prior to start of intervention
Blinding (performance bias and detection bias)	Low risk	Blinding performed
Incomplete outcome data (attrition bias)	Low risk	Addressed

Selective reporting (reporting bias)	Low risk	All data reported
Other bias	Unclear risk	Contamination of data due to intervention and control group in same med / psych class?

Duncan 2012

<b>Methods</b>	RCT
<b>Participants</b>	76 HIV-patients taking antiretroviral therapy (ART). 84% / 64 male.
<b>Interventions</b>	MBSR vs wait-list control standard care
	MBSR: 8 x 2, 5- 3 hours per week, one all-day retreat, 45 minutes formal practice + 5-15 minutes informal practice at home six days per week.
<b>Outcomes</b>	CD4 count, side effect checklist. Secondary: medication/ART adherence and psychological functioning (perceived stress, depression, positive and negative affect, and mindfulness)
<b>Key conclusions</b>	MBSR is a promising approach for reducing HIV treatment-related side effects.
<b>Notes</b>	

Risk of bias table

Bias	Authors' judgement	Support for judgement
Random sequence generation (selection bias)	Low risk	Randomization using SAS system's PLAN procedure
Allocation concealment (selection bias)	Low risk	Allocation by participant IDs and randomization key
Blinding (performance bias and detection bias)	Unclear risk	Insufficient information
Incomplete outcome data (attrition bias)	Low risk	Missing data dropped in analyses
Selective reporting (reporting bias)	Low risk	All data reported
Other bias	Low risk	

Dykens 2014

<b>Methods</b>	RCT
<b>Participants</b>	243 mothers of children with disabilities. Incl. Willingness to be randomized. No previous training in mindfulness or

	positive psychology practices.
<b>Interventions</b>	MBSR or Positive Adult Development (positive psychology practice). 6 x 1,5 hours of both interventions
<b>Outcomes</b>	Using slopes-as-outcomes, mixed random effects models, both treatments led to significant reductions in stress, depression, and anxiety, and improved sleep and life satisfaction, with large effects in depression and anxiety. Mothers in Mindfulness-Based Stress Reduction versus Positive Adult Development had greater improvements in anxiety, depression, sleep, and well-being. Mothers of children with autism spectrum disorder improved less in anxiety, but did not otherwise differ from their counterparts
<b>Key conclusions</b>	Future studies are warranted on how trained mentors and professionals can address the unmet mental health needs of mothers of children with developmental disabilities. Doing so improves maternal wellbeing and furthers their long-term caregiving of children with complex developmental, physical, and behavioral needs.
<b>Notes</b>	Must be described as results are given as regression slopes

Risk of bias table

<b>Bias</b>	<b>Authors' judgement</b>	<b>Support for judgement</b>
Random sequence generation (selection bias)	Low risk	<b>Clearly randomized</b>
Allocation concealment (selection bias)	Low risk	<b>By computer</b>
Blinding (performance bias and detection bias)	Unclear risk	<b>No blinding</b>
Incomplete outcome data (attrition bias)	Low risk	<b>202/243 is good</b>
Selective reporting (reporting bias)	Low risk	<b>No</b>
Other bias	Low risk	<b>No</b>

Erogul 2014

<b>Methods</b>	RCT
<b>Participants</b>	58 1st-year medical students, mean age 23,5, 45,6 % women. Inclusion criteria: Attendance at minimum 7 sessions and the retreat.
<b>Interventions</b>	MBSR vs control.

	MBSR: 8 x 75 minutes per week + five hour retreat. Suggested 20 minutes meditation at home per day. (realized: 40,7 minutes per week)
<b>Outcomes</b>	Perceived stress, resilience and self-compassion.
<b>Key conclusions</b>	An abridged MBSR intervention improves perceived stress and self-compassion in 1st-year medical students and may be a valuable curricular tool to enhance wellness and professional development.
<b>Notes</b>	

Risk of bias table

<b>Bias</b>	<b>Authors' judgement</b>	<b>Support for judgement</b>
Random sequence generation (selection bias)	Low risk	Random number generator
Allocation concealment (selection bias)	Low risk	Blind allocation
Blinding (performance bias and detection bias)	Unclear risk	No blinding
Incomplete outcome data (attrition bias)	Unclear risk	Not specified
Selective reporting (reporting bias)	Low risk	All data reported
Other bias	Low risk	

Esmer 2010

<b>Methods</b>	RCT
<b>Participants</b>	25 patients with failed back surgery syndrome (FBSS). (11 women/14 men). Inclusion criteria: persistent leg pain, back pain, or both despite a history of lumbosacral spinal surgery within the previous 2 years. Exclusion criteria: pregnancy, cognitive impairment, relapsed chemical dependency, and lack of effective transportation.
<b>Interventions</b>	MBSR vs control group. (Both groups received standard care.) MBSR: 8 x 1, 5- 2, 5 hours per week, one 6-hour session, 45 minutes home practice six days a week.
<b>Outcomes</b>	Level of pain, acceptance of pain, quality of life, pain-related functionality, medication consumption, and sleep quality.
<b>Key conclusions</b>	The results suggest that MBSR can be a useful clinical intervention for patients with FBSS.
<b>Notes</b>	

Risk of bias table



<b>Bias</b>	<b>Authors' judgement</b>	<b>Support for judgement</b>
Random sequence generation (selection bias)	Unclear risk	Insufficient information
Allocation concealment (selection bias)	Unclear risk	Insufficient information
Blinding (performance bias and detection bias)	Low risk	Blinding used
Incomplete outcome data (attrition bias)	Unclear risk	Not specified
Selective reporting (reporting bias)	Low risk	All data reported
Other bias	Low risk	

Farb 2013

<b>Methods</b>	RCT
<b>Participants</b>	36 right-handed adults, mean age 44, 75 % women. Exclusion criteria: suicidal ideation, substance abuse and mental health problems.
<b>Interventions</b>	MBRS vs waitlist MBSR: Weekly for eight weeks (session time not specified), one full day of silent meditation, instructions to practice 40 minutes a day.
<b>Outcomes</b>	Respiration frequency/ volume, IA recruitment ant gyrus and IA recruitment insula brain region.
<b>Key conclusions</b>	We examined whether interoceptive cortical representations demonstrate functional plasticity following 8 weeks of interoceptive monitoring practice. Secondary representations of interoceptive information demonstrated enhanced activity during IA, and greater homework compliance was associated with greater selectivity of primary cortex for interoceptive signals. MBSR may enhance these signals' cortical propagation during attention toward distinct sensory features of the breath. Such enhancement may allow attention to more readily select features of the interoceptive signals, integrating them into a broader contextual representation of present-moment sensation.
<b>Notes</b>	

Risk of bias table

<b>Bias</b>	<b>Authors' judgement</b>	<b>Support for judgement</b>

Random sequence generation (selection bias)	Unclear risk	Insufficient information
Allocation concealment (selection bias)	Unclear risk	Not specified
Blinding (performance bias and detection bias)	Unclear risk	Not specified
Incomplete outcome data (attrition bias)	Unclear risk	Not specified
Selective reporting (reporting bias)	Low risk	All data reported
Other bias	Low risk	

Flook 2013	
<b>Methods</b>	RCT
<b>Participants</b>	18 public elementary school teachers
<b>Interventions</b>	MBSR (8x2,5 + 6h) vs WL
<b>Outcomes</b>	SCL=Symptom Checklist, GSI=Global Severity Index; FFMQ=Five-Facet Mindfulness Questionnaire; SCS=Self-Compassion Scale, PersAcc=Personal Accomplishment; CLASS=Observer-rated teacher classroom behavior, Sustained Attention tasks
<b>Key conclusions</b>	Significant reductions in psychological symptoms and burnout, improvements in observer-rated classroom organization and performance on a computer task of affective attentional bias, and increases in self-compassion. In contrast, control group participants showed declines in cortisol functioning over time and marginally significant increases in burnout. Furthermore, changes in mindfulness were correlated in the expected direction with changes across several outcomes (psychological symptoms, burnout, and sustained attention) in the intervention group.
<b>Notes</b>	

Risk of bias table		
<b>Bias</b>	<b>Authors' judgement</b>	<b>Support for judgement</b>
Random sequence generation (selection bias)	Unclear risk	not described
Allocation concealment (selection bias)	Unclear risk	not described

Blinding (performance bias and detection bias)	Low risk	Blinding of assessors of classroom behavior
Incomplete outcome data (attrition bias)	Low risk	low attrition
Selective reporting (reporting bias)	Low risk	all data reported
Other bias	Unclear risk	not described how the subsample of participants were selected that was assessed for classroom behavior

Fogarty 2015

<b>Methods</b>	RCT
<b>Participants</b>	51 patients with rheumatoid arthritis, Excl major psych illness, active alcohol or drug dependency, scheduled for surgery or previous meditation practice
<b>Interventions</b>	8 w MBSR vs WL
<b>Outcomes</b>	Disease Activity Score (DAS28-CRP) at post-intervention and 2 and 4 months follow-up
<b>Key conclusions</b>	MBSR group showed greater improvement in morning stiffness and pain at post-intervention and at follow up but no effect on swollen joints or CRP
<b>Notes</b>	Full text of study received from author upon request

Risk of bias table

<b>Bias</b>	<b>Authors' judgement</b>	<b>Support for judgement</b>
Random sequence generation (selection bias)	Low risk	computer randomization stratified for gender
Allocation concealment (selection bias)	Unclear risk	not described
Blinding (performance bias and detection bias)	Low risk	The research assistant conducting the clinical assessments was blinded for treatment allocation and participants were instructed not to discuss their treatment condition during the clinical assessment.

Incomplete outcome data (attrition bias)	Low risk	Missing data were imputed using a standard carry forward analysis
Selective reporting (reporting bias)	Low risk	
Other bias	Low risk	

**Frisvold 2009**

<b>Methods</b>	Randomized, stratified by BMI
<b>Participants</b>	Forty nurses, aged 39 -57 yrs
<b>Interventions</b>	MBSR (8x2, 5h + 6h dayl) or perimenopausal education (8x 1h) , 95% completion rate
<b>Outcomes</b>	DASS, PSS, CES-D, PSQI, CAM, SCS, Wt and BMI
<b>Key conclusions</b>	Both groups had improvement on all of the variables tested. There was a reduction from Baseline to Week 16 on weight, BMI, perceived stress, depressive symptoms, anxiety, and improvements in sleep quality and mindfulness. The main difference between the two groups was the pattern of change in these variables over time.
<b>Notes</b>	

**Risk of bias table**

<b>Bias</b>	<b>Authors' judgement</b>	<b>Support for judgement</b>
Random sequence generation (selection bias)	Low risk	Drawing numbers from a hat
Allocation concealment (selection bias)	Unclear risk	not described
Blinding (performance bias and detection bias)	Unclear risk	not described
Incomplete outcome data (attrition bias)	Low risk	low attrition
Selective reporting (reporting bias)	Low risk	all data reported
Other bias	Low risk	

**Garland 2014**

<b>Methods</b>	RCT
<b>Participants</b>	111 adults with a non-metastatic cancer diagnosis, having completed chemotherapy and radiation treatments at least 1 month before study entry.

<b>Interventions</b>	MBSR vs. Cognitive behavioral therapy for insomnia (CBT-I) CBT-I: 8 weeks x 90 min. sessions MBSR: 8 weeks x 90 min. sessions + one 6h weekend intensive silent retreat
<b>Outcomes</b>	Severity of sleep onset and sleep maintenance difficulties, etc. with The Insomnia Severity Index (ISI), as well as secondary outcomes such as subjective and objective sleep quality and psychological outcomes.
<b>Key conclusions</b>	Assessments were conducted at baseline, after the program, and after 3 months of follow-up. MBSR showed to be inferior to CBT-I for improving insomnia severity immediately after the program, but demonstrated non-inferiority at follow-up. Sleep onset latency was reduced by 22 minutes in the CBT-I group and by 14 minutes in the MBSR group at follow up. The study claims that CBT-I remains the best choice of non-pharmacologic treatment of insomnia.
<b>Notes</b>	

Risk of bias table

<b>Bias</b>	<b>Authors' judgement</b>	<b>Support for judgement</b>
Random sequence generation (selection bias)	Low risk	computer randomization
Allocation concealment (selection bias)	Low risk	sealed envelopes
Blinding (performance bias and detection bias)	Low risk	primary investigators blinded to allocation and study hypothesis
Incomplete outcome data (attrition bias)	Low risk	ITT
Selective reporting (reporting bias)	Low risk	
Other bias	Low risk	

Gaylord 2011

<b>Methods</b>	RCT
<b>Participants</b>	Seventy-five female IBS patients. Incl. Rome II criteria and physician diagnosis. Female. 18-75 ys. English speaking. Excl. Psychosis. Inpatient admission for psychiatric disorder last 2 ys. Current inflammatory bowel disease or GI cancer. Active liver or pancreas disease. Abdominal trauma or surgery involving GI resection. Pregnancy.

<b>Interventions</b>	MBSR or Support Group (8ws x 2hs + half-day intensive)
<b>Outcomes</b>	IBS severity scale (primary outcome), IBS-quality of life, BSI-18, visceral sensitivity index, treatment credibility scale, and FFMQ after treatment and 3-m f-up.
<b>Key conclusions</b>	Mindfulness training has a substantial therapeutic effect on bowel symptom severity, improves health-related quality of life, and reduces distress. The beneficial effects persist for at least 3 months after group training
<b>Notes</b>	Participants' ratings of the credibility of their assigned interventions, measured after the first group session, were not different between groups.

Risk of bias table

<b>Bias</b>	<b>Authors' judgement</b>	<b>Support for judgement</b>
Random sequence generation (selection bias)	Low risk	Computer program
Allocation concealment (selection bias)	Low risk	As above
Blinding (performance bias and detection bias)	Low risk	Blinding of data collection and management
Incomplete outcome data (attrition bias)	Low risk	ITT and LOCF
Selective reporting (reporting bias)	Low risk	All data reported
Other bias	Low risk	No

Gayner 2011

<b>Methods</b>	RCT
<b>Participants</b>	117 gay men living with HIV. Inclusion criteria: being mal, age 18-70, living within 1 hour of the hospital and having a diagnosis of HIV. Exclusion criteria: active current major depression, substance abuse or significant cognitive deficit. Current treatment (psychotropic pharmacological or psychosocial interventions) for a period of at least 2 months was acceptable, however subjects were asked not to initiate new treatment following recruitment into the study.
<b>Interventions</b>	MBSR vs treatment as usual MBSR: 8 x 3 hours per week, a daylong retreat, an hour or more of homework per day, 6 days per week.

<b>Outcomes</b>	HIV-specific distress, anxiety and depressive symptoms. Secondary outcomes: positive/ negative affect, mindfulness.
<b>Key conclusions</b>	Increase in mindfulness was significantly correlated with reduction in avoidance, higher positive affect and improvement in depression at 6 months. MBSR has specific and clinically meaningful effects in this population.
<b>Notes</b>	

Risk of bias table

<b>Bias</b>	<b>Authors' judgement</b>	<b>Support for judgement</b>
Random sequence generation (selection bias)	Low risk	computer program
Allocation concealment (selection bias)	Low risk	study staff not aware of group allocation until assignment was completed
Blinding (performance bias and detection bias)	Unclear risk	not described
Incomplete outcome data (attrition bias)	Low risk	ITT
Selective reporting (reporting bias)	Low risk	
Other bias	Low risk	

Goldin 2012

<b>Methods</b>	RCT
<b>Participants</b>	56 adult patients with generalized social anxiety disorder (SAD), mean age 32,88, 52 % women. Inclusion criteria: unmedicated patients (for the last six months) seeking treatment for SAD who met DMS-IV criteria for generalized SAD. Exclusion criteria: psychotherapy last six months, current psychological treatment, history of mental disorder or head trauma, thought disorders, bipolar disorder, alcohol/ drug dependency, a completed MBSR course or regular meditation practice/ AE regime.
<b>Interventions</b>	MBSR vs AE (Aerobic exercise: a minimum of two individual and one group AE session weekly, for two months.) MBSR: 8 x 2, 5 hours per week, 1-day retreat and daily home practice.
<b>Outcomes</b>	Social anxiety, social anxiety related disability, mindfulness and positive/ negative self-endorsement.

<b>Key conclusions</b>	The results suggest that MBSR attenuates maladaptive habitual self-views. Furthermore, MBSR may enhance more adaptive social self-referential processes in patients with SAD.
<b>Notes</b>	

Risk of bias table

<b>Bias</b>	<b>Authors' judgement</b>	<b>Support for judgement</b>
Random sequence generation (selection bias)	Low risk	Coin randomization procedure
Allocation concealment (selection bias)	Unclear risk	Not specified
Blinding (performance bias and detection bias)	Unclear risk	Not specified
Incomplete outcome data (attrition bias)	Unclear risk	Only analysed complete data
Selective reporting (reporting bias)	Low risk	All data reported
Other bias	Low risk	

Gross 2010

<b>Methods</b>	RCT
<b>Participants</b>	138 recipients of kidney, kidney/pancreas, liver, heart or lung transplants. (55% men). Inclusion criteria: a functioning solid-organ transplant (kidney, kidney/pancreas, pancreas, lung, liver, heart or heart-lung), 18 years or older, being able to read/ write English, willingness to attend classes and at least 6 months since transplant. Exclusion criteria: being medically unstable, on dialysis, having serious pre-existing mental health issues, or having previously taken MBSR.
<b>Interventions</b>	137/138 recipients of kidney, kidney/pancreas, liver, heart or lung transplants. (55% men). Inclusion criteria: a functioning solid-organ transplant (kidney, kidney/pancreas, pancreas, lung, liver, heart or heart-lung), 18 years or older, being able to read/ write English, willingness to attend classes and at least 6 months since transplant. Exclusion criteria: being medically unstable, on dialysis, having serious pre-existing mental health issues, or having previously taken MBSR.
<b>Outcomes</b>	Primary: anxiety, depression, sleep quality. Secondary: quality of life, perceived health, Key conclusions: MBSR reduced distressing symptoms of anxiety, depression and poor sleep and improved quality of life. Benefits



	were sustained over 1 year. A health education program provided fewer benefits, and effects were not as durable. Increased mindfulness, measured by the MAAS, was strongly correlated with improvements in sleep, anxiety, depression, mental health, vitality and quality of life (correlation coefficients = .4 to .7, Ps<0.01, all) among those who completed MBSR.
<b>Key conclusions</b>	
<b>Notes</b>	

Risk of bias table

<b>Bias</b>	<b>Authors' judgement</b>	<b>Support for judgement</b>
Random sequence generation (selection bias)	Low risk	Computer generated
Allocation concealment (selection bias)	Low risk	kept by study statistician
Blinding (performance bias and detection bias)	High risk	unblinded
Incomplete outcome data (attrition bias)	Low risk	
Selective reporting (reporting bias)	Low risk	
Other bias	Low risk	

Gross 2011

<b>Methods</b>	RCT
<b>Participants</b>	30 adults with primary chronic insomnia based on DSM-IV-TR criteria. 22 women.
<b>Interventions</b>	MBSR vs pharmacotherapy (PCT: 3 mg of eszopiclone (LUNESTA™) nightly for 8 weeks followed by 3 months of use as needed.) Both interventions: a 10-minute sleep hygiene presentation. MBSR: 8 x 2,5 hours per week, one day-long retreat. Home practice expectations were 45 minutes of meditation per day at least 6 days a week for 8 weeks, followed by 20 minutes per day for 3 months.
<b>Outcomes</b>	Insomnia severity, sleep quality and quantity (total sleep time (TST), sleep onset latency (SOL), wake after sleep onset (WASO), and sleep efficiency (SE, time asleep divided by time in bed)). Secondary: anxiety, depression, health-related quality of life, and activity limitation.
<b>Key conclusions</b>	This study provides initial evidence for the efficacy of MBSR as a viable treatment for chronic insomnia as measured by: sleep diary,

	actigraphy, well-validated sleep scales and measures of remission and clinical recovery.
<b>Notes</b>	

Risk of bias table

<b>Bias</b>	<b>Authors' judgement</b>	<b>Support for judgement</b>
Random sequence generation (selection bias)	Low risk	computer generated
Allocation concealment (selection bias)	Low risk	study coordinator notified by email and notified the participants when starting the intervention
Blinding (performance bias and detection bias)	Unclear risk	not described
Incomplete outcome data (attrition bias)	Low risk	low attrition
Selective reporting (reporting bias)	Low risk	
Other bias	Low risk	

Grossman 2010

<b>Methods</b>	RCT, randomised in blocks of 4-6
<b>Participants</b>	150 patients with mild to moderate MS (multiple sclerosis)
<b>Interventions</b>	MBSR vs usual care MBSR: 8 weeks x 2,5 hours per week, seven hour all day session
<b>Outcomes</b>	Quality of life, depression, fatigue and anxiety
<b>Key conclusions</b>	Significant decrease on all effect parameters, but not on disease specific function of limbs noted at post-intervention and 6 months later. A lessening of effect at 6 months follow-up but still significant, When groups with depression, fatigue and anxiety at pre-intervention (using clinical cut-off points) were analysed separately, considerably higher effect sizes were found, indication a floor effect. Improvements in quality of life, depression and anxiety correlated with practice
<b>Notes</b>	High compliance and attendance, and low attrition in MBSR group. ITT (intention to treat) analysis

Risk of bias table

<b>Bias</b>	<b>Authors' judgement</b>	<b>Support for judgement</b>
Random sequence generation (selection bias)	Low risk	Block randomisation using random event generator
Allocation concealment (selection bias)	Low risk	done by principal investigator blinded to all patient information
Blinding (performance bias and detection bias)	Low risk	outcome measures entered database by personnel blinded to group assignment
Incomplete outcome data (attrition bias)	Low risk	
Selective reporting (reporting bias)	Low risk	
Other bias	Low risk	

**Hartmann 2012**

<b>Methods</b>	RCT
<b>Participants</b>	110 patients with type 2 diabetes and microalbuminuria. 86 males. Inclusion criteria: Albuminuria (>20mg/l in two separated spot urines), Age 30 - 70 Exclusion criteria: Diabetes duration < 3 years, pre-existing non-diabetic kidney disease, psychiatric disorders, alcohol or drug abuse, malignant tumors or hematologic disorders, heart failure NYHA III-IV, acute coronary syndrome.
<b>Interventions</b>	MBSR vs treatment as usual control. MBSR: 8 week program, booster session after 6 months.
<b>Outcomes</b>	Psychosocial distress (i. e. depression, psychosocial stress), progression of nephropathy (i.e., albuminuria) and subjective health status.
<b>Key conclusions</b>	MBSR group showed lower depression and improved health. No difference in albuminuria
<b>Notes</b>	separate results in the article by Kopf

**Risk of bias table**

<b>Bias</b>	<b>Authors' judgement</b>	<b>Support for judgement</b>
Random sequence generation (selection bias)	Unclear risk	method not mentioned
Allocation concealment (selection bias)	Unclear risk	not described

Blinding (performance bias and detection bias)	Unclear risk	not described
Incomplete outcome data (attrition bias)	Low risk	
Selective reporting (reporting bias)	Low risk	
Other bias	Low risk	

Henderson 2012

<b>Methods</b>	RCT
<b>Participants</b>	172 women, aged 20-65, with stage 1 or 2 breast cancer
<b>Interventions</b>	MBSR vs. Nutrition education program (NEP) and usual supportive care (UC). MBSR: 7 weeks x 2.5-3.5 hrs-sessions + one 7.5 hr intensive silent retreat in the 6th week
<b>Outcomes</b>	Cancer-specific QOL; coping mechanisms; emotional distress as well as personality and coping dimensions (including depressive symptoms, anxiety symptoms, general distress, self-esteem, subjective social support, etc.)
<b>Key conclusions</b>	Those who were enrolled in MBSR experienced a significant improvement in the primary measures of QOL and coping outcomes compared to the NEP, UC or both. The MBSR group showed greater improvements for meaningfulness, depression, paranoid ideation, hostility, anxiety, unhappiness, and emotional control after 4 months. The MBSR intervention appears to benefit psychosocial adjustment in cancer patients, over and above the effects of usual care or a credible control condition.
<b>Notes</b>	

Risk of bias table

Bias	Authors' judgement	Support for judgement
Random sequence generation (selection bias)	Low risk	Block randomization
Allocation concealment (selection bias)	Unclear risk	Not specified
Blinding (performance bias and detection bias)	Unclear risk	Not specified
Incomplete outcome data (attrition bias)	Low risk	Addressed
Selective reporting (reporting bias)	Low risk	All data reported
Other bias	Low risk	

Hoffman 2012	
<b>Methods</b>	RCT
<b>Participants</b>	229 BC 0-III stage, 49 ys. Inclusion: 18-80 ys, completed treatment (2-24ms). Exclusion criteria: BC stage IV, men, not English speaking, psychosis, intellectual impairment, substance abuse, suicidal thoughts.
<b>Interventions</b>	MBSR vs WL MBSR: 8 x 2 (2,25 1st session)+ 6h day. Weekly logs 21 min formal practice/day at T2 (not measured at T3). Attendance 6,26 sessions on average (78%).
<b>Outcomes</b>	Primary: POMS, Secondary: Disease specific QOL and endocrine symptoms (FACT-B and FACT-ES). WHO-5 QOL, all measured at pre-intervention (-2-0ws - T1), post-intervention (8-12ws - T2) and follow-up (12-14ws - T3).
<b>Key conclusions</b>	MBSR improved mood and QOL and results persisted at one month follow-up. Increased formal exercise assoc with increased response at T2 and T3.
<b>Notes</b>	Unclear whether T1 protocols were filled out before allocation to group was known to the participants

Risk of bias table

Bias	Authors' judgement	Support for judgement
Random sequence generation (selection bias)	Low risk	Balanced block (4) computer based randomisation
Allocation concealment (selection bias)	Low risk	See above
Blinding (performance bias and detection bias)	Low risk	Blinding of those who collected data
Incomplete outcome data (attrition bias)	Low risk	Low attrition, but not all those randomized were analysed, thus not strictly a ITT analyses
Selective reporting (reporting bias)	Low risk	All outcome data reported
Other bias	Low risk	Different N in tables 2 and 3, but small differences

Hoge 2013

<b>Methods</b>	RCT
----------------	-----

<b>Participants</b>	89 individuals with DSM-IV-diagnosed general anxiety disorder, mean age 39, 51 % women. Inclusion criteria: Adults who met DSM-IV criteria for current primary GAD and designated GAD as the primary problem, and scored 20 or above on the Hamilton Anxiety scale (HAM-A). Exclusion criteria: (1) a lifetime history of schizophrenia or any other psychosis, mental retardation, organic medical disorders, bipolar disorder, post-traumatic stress disorder or obsessive compulsive disorder, (2) alcohol or substance abuse or dependence within the past 6 months, (3) significant suicidal ideation or behaviors within past 6 months, (4) if on medication, on a stable dose for less than 4 weeks, or unwilling to remain on that dose throughout the study, (5) serious medical illness or instability, (6) concurrent psychotherapy directed toward GAD, (7) more than 4 classes of meditation training and practice (including yoga and tai-chi) in the past 2 years; (8) pregnancy or lactation, and (9) significant personality disorder likely to interfere with study participation.
<b>Interventions</b>	MBSR vs SME (Stress management education consisting of 8 x two hours per week, 20 minutes of homework, (frequency not specified) and a four-hour retreat.) MBSR: 8 x two hours per week, 20 minutes of homework, (frequency not specified) and a four-hour retreat.)
<b>Outcomes</b>	Anxiety and stress.
<b>Key conclusions</b>	MBSR may have a beneficial effect on anxiety symptoms and stress reactivity/ coping as measured in a laboratory stress challenge. Both interventions led to significant reduction on the Hamilton anxiety scale.
<b>Notes</b>	

Risk of bias table

<b>Bias</b>	<b>Authors' judgement</b>	<b>Support for judgement</b>
Random sequence generation (selection bias)	Unclear risk	Not specified
Allocation concealment (selection bias)	Unclear risk	Not specified
Blinding (performance bias and detection bias)	Low risk	Blinding performed
Incomplete outcome data (attrition bias)	Low risk	Last observation carried forward
Selective reporting (reporting bias)	Low risk	All data reported

Other bias	Low risk	
Hou 2014		
<b>Methods</b>	RCT	
<b>Participants</b>	141 adult (>18y) caregivers of persons with chronic conditions	
<b>Interventions</b>	MBSR or self-help control group MBSR: 8 week x 2hr. Sessions + home practice Control: self-help booklet with 8 chapters on health education	
<b>Outcomes</b>	Clinically relevant depressive symptoms were measured by the Chinese Center for Epidemiologic Studies Depression Scale. Well established questionnaires (translated to Chinese) such as the State-Trait Anxiety Inventory, the Perceived Stress Scale, the short form of the Health Survey and the Five Facets Mindfulness Questionnaire - used to measure anxiety, perceived stress, quality of life, and levels of mindfulness.	
<b>Key conclusions</b>	Participants in the MBSR group had a greater decrease in depressive symptoms at post intervention and at 3 months post-intervention. The improvement in state anxiety symptoms was greater within the MBSR-group at post-intervention, whilst not statistically significant at the 3 month follow up. Also the MBSR-group showed greater increase in self-efficacy and mindfulness at the 3 month intervention. No statistically significant group effects (MBSR vs. control) were found in perceived stress, quality of life or self-compassion.	
<b>Notes</b>		

Risk of bias table

<b>Bias</b>	<b>Authors' judgement</b>	<b>Support for judgement</b>
Random sequence generation (selection bias)	Low risk	Random number generator (excel)
Allocation concealment (selection bias)	Low risk	Yes
Blinding (performance bias and detection bias)	Low risk	Yes
Incomplete outcome data (attrition bias)	Unclear risk	Insufficient information; Lower attrition in control group
Selective reporting (reporting bias)	Low risk	All data reported

Other bias	Low risk	
------------	----------	--

Huang 2015

<b>Methods</b>	RCT
<b>Participants</b>	144 manufacturing workers. Incl. Poor mental health (psychological distress and job strain): in the top tertile for psychological distress and job demands, and bottom tertile for job control.
<b>Interventions</b>	MBSR (8 x 2hs) vs WL
<b>Outcomes</b>	Measurements at five time points. Chinese Health Questionnaire (CHQ-12), Checklist Individual Strength questionnaire (CIS) for fatigue, PSS, Job Content Questionnaire (JCQ),
<b>Key conclusions</b>	The intervention group were significantly lower on psychological distress, prolonged fatigue, and perceived stress. No effect on job strain or job demand.
<b>Notes</b>	

Risk of bias table

Bias	Authors' judgement	Support for judgement
Random sequence generation (selection bias)	Low risk	Block randomization with a block size of four (ICIC design)
Allocation concealment (selection bias)	Unclear risk	Not described
Blinding (performance bias and detection bias)	Unclear risk	Data kept from leader of intervention; otherwise no blinding
Incomplete outcome data (attrition bias)	Low risk	ITT
Selective reporting (reporting bias)	Low risk	All data reported
Other bias	Low risk	

Hughes 2013

<b>Methods</b>	RCT
<b>Participants</b>	56 adults with unmedicated blood pressure (BP) in the prehypertensive range, mean age 50,3, 57% women. Inclusion criteria: Healthy individuals, 30-60 years, unmedicated BP in the prehypertensive range. Exclusion criteria: Antihypertensive medication, experience with meditation practises, current smoking, diseases + medication that could affect BP.



<b>Interventions</b>	MBSR vs PMR (Progressive muscle relaxation, consisting of 8 x 2,5 hours per week, instructions to practice at home 45 minutes a day/ six days per week.) MBSR: 8 x 2, 5 hours per week, instructions to practice at home 45 minutes a day/ six days per week.
<b>Outcomes</b>	Clinic systolic/ diastolic BP and ambulatory systolic/ diastolic BP.
<b>Key conclusions</b>	MBSR reduced systolic BP and diastolic BP compared with PMR.
<b>Notes</b>	

Risk of bias table

<b>Bias</b>	<b>Authors' judgement</b>	<b>Support for judgement</b>
Random sequence generation (selection bias)	Low risk	Random number generator
Allocation concealment (selection bias)	Low risk	Yes
Blinding (performance bias and detection bias)	Low risk	Yes
Incomplete outcome data (attrition bias)	Low risk	Addressed
Selective reporting (reporting bias)	Low risk	All data reported
Other bias	Low risk	

Jain 2007

<b>Methods</b>	RCT
<b>Participants</b>	104 health care/medical students
<b>Interventions</b>	MBSR vs waiting list control vs relaxation training MBSR: 4 x 1,5 hours per week, six hour all day session
<b>Outcomes</b>	Mental distress, positive mood, distraction, rumination and spiritual experiences
<b>Key conclusions</b>	Both MBSR and relaxation training reduced psychological distress and increased positive mood, but MBSR reduced distractive and ruminative thoughts and behaviours and effect on distress was mediated through this. No effect on spiritual experiences. Effect of amount of hours of practice on outcome for distress and positive mood
<b>Notes</b>	ITT performed

Risk of bias table

<b>Bias</b>	<b>Authors' judgement</b>	<b>Support for judgement</b>
Random sequence generation (selection bias)	Low risk	Computer program stratifying participants for sex and student status
Allocation concealment (selection bias)	Low risk	Computerized generation
Blinding (performance bias and detection bias)	Unclear risk	Not reported
Incomplete outcome data (attrition bias)	Low risk	All outcomes addressed
Selective reporting (reporting bias)	Low risk	Intention to treat analysis performed
Other bias	Low risk	No other bias detected

**Jazaieri 2012**

<b>Methods</b>	RCT
<b>Participants</b>	56 generalized Social Anxiety Disorder (SAD) patients diagnosed by trained clinical psychologist, mean age 32.8, 52% female. Exclusion criteria: Current pharmaco- or psychotherapy, medical disorders or head trauma, current other psychiatric disorder, previous MBSR course, or regular meditation practice or exercise practice
<b>Interventions</b>	MBSR vs Aerobic exercise MBSR: 8 x 2 1/2 + 7 hour session in addition to weekly phone calls to monitor practice and address obstacles to med. practice. 212 minutes/wk practice. AE: 8 weeks in gym, 2 indiv AE and 1 group per week in addition to weekly phone calls to monitor practice and address obstacles to med. practice. 196 minutes/wk. Attendance unknown for both groups.
<b>Outcomes</b>	Self-report at baseline, post-intervention and 3 ms follow-up. Clinical: Liebowitz Social Anxiety Scale-Self Report (LSAS-SR), Social Interaction Anxiety Scale Straightforward Scale (SIAS-S), Beck Depression Inventory-II (BDI-II), Perceived Stress Scale (PSS-4)*. Well-being: Rosenberg Self-Esteem Scale (RSES), Satisfaction with Life Scale (SWLS), Self-Compassion Scale (SCS), UCLA-8 Loneliness scale (ULS-8)* Kentucky Inventory of Mindfulness Skills (KIMS)* *not adm at 3 ms follow-up

<b>Key conclusions</b>	No difference between the interventions. Both showed reductions in social anxiety, depression and increased well-being after the intervention and at follow-up when compared to a non-randomized untreated group and by pre-post within-group analyses. One quarter demonstrated clinically significant changes on social anxiety symptoms after the interventions. Both groups improved equally on KIMS mindfulness scale
<b>Notes</b>	Amount of group experience and exposure may be a key factor. Possibly different mechanisms of effect and both interventions could be tried out combined.

**Risk of bias table**

<b>Bias</b>	<b>Authors' judgement</b>	<b>Support for judgement</b>
Random sequence generation (selection bias)	Low risk	Efron's biased coin randomization
Allocation concealment (selection bias)	Unclear risk	Not specified
Blinding (performance bias and detection bias)	Unclear risk	Those delivering MBSR courses were blinded to the diagnoses of those participating. Blinding otherwise not described
Incomplete outcome data (attrition bias)	Low risk	ITT used with LOCF to impute missing data, but data presented are completer analyses data and no sign difference between ITT and completer analyses. The difference between groups in drop out was not significant. The difference between groups in completion of post-treatment assessment was not significant. The difference between groups in completion of 3-month follow-up assessments was not significant.
Selective reporting (reporting bias)	Low risk	All data reported, except pre-post means and SD of KIMS
Other bias	Low risk	More woman (61% MBSR) vs 40% in AE, but diff. not sign.

**Jedel 2015**

<b>Methods</b>	RCT
----------------	-----

<b>Participants</b>	55 patients with severe ulcerative colitis in remission
<b>Interventions</b>	MBSR (8x2,5h) vs Educational support group (8 x slightly shorter than 2,5h)
<b>Outcomes</b>	Primary outcome: disease status (UCDAI), Secondary: Calprotectin in stools, Cytokins, IBDQ, time to flare-up and severity of flare-up, ACTH, CRP, Cortisol, PSQ, BDI, STAI MAAS, PHCS
<b>Key conclusions</b>	MBSR did not affect the rate or severity of flare-ups in UC patients in remission. However, MBSR might be effective for those with high stress reactivity (high perceived stress and urinary cortisol) during remission. MBSR appears to improve QOL in UC patients by minimizing the negative impact of flare-ups on QOL.
<b>Notes</b>	

Risk of bias table

<b>Bias</b>	<b>Authors' judgement</b>	<b>Support for judgement</b>
Random sequence generation (selection bias)	Low risk	Computer
Allocation concealment (selection bias)	Low risk	sealed envelopes
Blinding (performance bias and detection bias)	Low risk	patients blinded to study hypothesis, clinical outcome assessors blinded to group allocation
Incomplete outcome data (attrition bias)	Low risk	ITT
Selective reporting (reporting bias)	Low risk	all reported
Other bias	Low risk	

Jensen 2012

<b>Methods</b>	RCT
<b>Participants</b>	48, (94%) were healthy psychology students. 66% females. 20-36 ys. All meditation and yoga novices.
<b>Interventions</b>	MBSR vs NMSR vs Inactive controls MBSR: 8 x 2 1/2 + 7 hour session. 45 min assigned homework. NMSR: yoga, relaxation and training without meditation and training in non-judgemental attitude, aimed at increasing body-consciousness and relaxation.

	Compliance measured with practice diaries and course attendance. Attendance 7.6 of 9 in MBSR and 7.0 in NMSR. Fidelity not measured. Experienced instructor and psychologist gave MBSR and psychomotrician gave NMSR
<b>Outcomes</b>	Self-report (MAAS and PSS) and morning cortisol at baseline and post-intervention, and attentional tasks (excluded from meta-analyses, but reported in review).
<b>Key conclusions</b>	<p>MBSR reduced cortisol secretion and perceived stress as compared to inactive control groups, but not compared to active stress-reduction intervention. MBSR improved mindfulness as compared to the inactive control group.</p> <p>Attentional tasks susceptible to test effort, but selective attention and visual working memory capacity increased in MBSR group. Effects unrelated to compliance.</p>
<b>Notes</b>	<p>There seem to be an overlap in the active change mechanisms in the MBSR and the active control group. Active control group included yoga, grounding exercises and circulatory training to increase body consciousness. Both yoga (in the non-mindfulness stress reduction) and MBSR can be considered forms of attentional training.</p> <p>Low sample size and high number of attentional measures and statistical tests, introduce risk.</p>

Risk of bias table

<b>Bias</b>	<b>Authors' judgement</b>	<b>Support for judgement</b>
Random sequence generation (selection bias)	Unclear risk	Method of randomization not described
Allocation concealment (selection bias)	Unclear risk	not described
Blinding (performance bias and detection bias)	Low risk	Blinding of outcome assessor described
Incomplete outcome data (attrition bias)	Low risk	96% complete data
Selective reporting (reporting bias)	Low risk	All data reported
Other bias	Unclear risk	Creation of 3 balanced groups prior to randomisation, method not described

Johansson 2012

<b>Methods</b>	RCT
----------------	-----

<b>Participants</b>	26 stroke or traumatic brain injury (TBI) victims, mean age 55, 58% women. Inclusion criteria: subjects who, >12 months earlier, suffered a stroke/ TBI, age 30-65, moderate disability (Glasgow outcome scale) or a score indicating a higher level of recovery, a score of 10 or higher on self-assessment questionnaire for mental fatigue. Exclusion criteria: significant co-morbidity (including psychiatric/ neurological disorder), history of alcohol or drug abuse, significant cognitive impairment.
<b>Interventions</b>	MBSR vs wait-list control. MBSR: 8 x 2, 5 hours per week + one day-long silent retreat. 45 minutes home practice, six days a week.
<b>Outcomes</b>	Mental fatigue, depression and anxiety. Neuropsychological tests.
<b>Key conclusions</b>	MBSR may be a promising non-pharmacological treatment for mental fatigue after a stroke or TBI.
<b>Notes</b>	

Risk of bias table

<b>Bias</b>	<b>Authors' judgement</b>	<b>Support for judgement</b>
Random sequence generation (selection bias)	Unclear risk	Not specified
Allocation concealment (selection bias)	Unclear risk	Not specified
Blinding (performance bias and detection bias)	Unclear risk	Not specified
Incomplete outcome data (attrition bias)	Unclear risk	Not specified
Selective reporting (reporting bias)	Low risk	All data reported
Other bias	Low risk	

Johns 2015

<b>Methods</b>	RCT
<b>Participants</b>	35 cancer survivors with clinically significant cancer-related fatigue (CRF), Inclusion criteria: 18 years or older, earlier cancer diagnosis, report of experiencing persistent CRF for minimum the last 8 weeks and clinically significant CRF at the time of eligibility screening. Exclusion criteria: cancer treatment in the prior three months, enrolment in hospice care, severe hearing impairment, severe depression, previously participation in mindfulness meditation class or not understanding English.

<b>Interventions</b>	MBSR vs wait-list control
	MBSR: 7 x 2 hours per week. No retreat. 20 minutes home practice.
<b>Outcomes</b>	Fatigue interference/ measures, vitality, disability, depression, anxiety, insomnia/ sleep disturbance,
<b>Key conclusions</b>	MBSR is a promising treatment for CRF and associated symptoms.
<b>Notes</b>	

Risk of bias table

<b>Bias</b>	<b>Authors' judgement</b>	<b>Support for judgement</b>
Random sequence generation (selection bias)	Low risk	Coin toss, blocks of 4
Allocation concealment (selection bias)	Low risk	Sealed envelopes
Blinding (performance bias and detection bias)	Low risk	Yes
Incomplete outcome data (attrition bias)	Unclear risk	Insufficient information
Selective reporting (reporting bias)	Low risk	All data reported
Other bias	Low risk	

Kang 2009

<b>Methods</b>	RCT
<b>Participants</b>	41 nursing students
<b>Interventions</b>	8 x 1,5-2h MBSR vs study as usual
<b>Outcomes</b>	Stress (Psychosocial wellbeing index-short form PWI-SF), anxiety (STAI) and depression (BDI)
<b>Key conclusions</b>	Significant post-intervention effect for MBSR on stress and anxiety, but not on depression
<b>Notes</b>	

Risk of bias table

<b>Bias</b>	<b>Authors' judgement</b>	<b>Support for judgement</b>
Random sequence generation (selection bias)	Low risk	Drawing even or uneven numbers
Allocation concealment (selection bias)	Unclear risk	not described

Blinding (performance bias and detection bias)	Low risk	Blinding of assessors
Incomplete outcome data (attrition bias)	High risk	high attrition
Selective reporting (reporting bias)	Low risk	
Other bias	Unclear risk	Inequality in MBSR and control group

**Kearney 2013**

<b>Methods</b>	RCT
<b>Participants</b>	47 veterans with PTSD diagnosed from medical records, mean age 52, 81% male. Exclusion criteria: Current or past psychosis, mania or poorly controlled bipolar disorder, borderline or schizoaffective personality disorder, current suicidal or homicidal ideation, active substance abuse or dependence disorder.
<b>Interventions</b>	MBSR + TAU vs TAU MBSR: 8 x 2 1/2 + 7 hour session. 45 min assigned homework. No compliance or fidelity measures. Experienced instructors
<b>Outcomes</b>	Self-report at baseline, post-intervention and 4 ms follow-up. PTSD symptoms: PTSD Checklist-Civilian version (PCL), traumatic life events checklist (LEC), Patient health Questionnaire-9 (PHQ-9), The Short Form-8 (HRQOL). FFMQ. Behavioral Activation for Depression Scale (BADs)
<b>Key conclusions</b>	ITT analyses found no effect on PTSD or depression. Mental HRQOL improved posttreatment but no effect at 4 ms. At 4 ms more veterans in MBSR had clinically meaningful change in mental HRQOL, and in both mental HRQOL and PTSD symptoms. Completer analyses (> 4 classes attended) showed median to large between group effect sizes for depression, HRQOL and mindfulness.
<b>Notes</b>	Amount of group experience may be a key factor. Possibly different mechanisms of effect and could be tried combined.

**Risk of bias table**

<b>Bias</b>	<b>Authors' judgement</b>	<b>Support for judgement</b>
Random sequence generation (selection bias)	Unclear risk	Method of randomization not described
Allocation concealment (selection bias)	Low risk	“using concealed allocation” but method not described



Blinding (performance bias and detection bias)	Unclear risk	Blinding not described
Incomplete outcome data (attrition bias)	Low risk	ITT, but imputation method data not described
Selective reporting (reporting bias)	Low risk	All data reported
Other bias	Low risk	Benzodiazepin use differed at baseline

Kilpatrick 2011

<b>Methods</b>	RCT
<b>Participants</b>	32 healthy meditation naïve women, age 34. Exclusion criteria: medical or psychiatric disorders.
<b>Interventions</b>	MBSR vs WL MBSR: 8 x 2 ½ + 7 hour session. 30 min assigned, 2716 minutes/8 wk practice. 10x9 times, 3x7, 2x6.
<b>Outcomes</b>	Self-report at baseline, post-intervention MAAS and STAI pre-intervention. Functional connectivity on fMRI in 5 areas pre- and post-intervention
<b>Key conclusions</b>	Sign difference in MAAS post-intervention, and functional connectivity on fMRI in 5 areas.
<b>Notes</b>	STAI post-intervention not given

Risk of bias table

<b>Bias</b>	<b>Authors' judgement</b>	<b>Support for judgement</b>
Random sequence generation (selection bias)	Unclear risk	Method not described
Allocation concealment (selection bias)	Unclear risk	Not specified
Blinding (performance bias and detection bias)	Unclear risk	Blinding not described
Incomplete outcome data (attrition bias)	Low risk	3 missing MAAS data in control group?? May be not of importance as mixed model analyses used
Selective reporting (reporting bias)	Low risk	All data not reported fully

Other bias	Low risk	
------------	----------	--

Klatt 2008

<b>Methods</b>	RCT
<b>Participants</b>	48 university faculty & staff
<b>Interventions</b>	MBSR vs wait-list control MBSR: 6 x 1 hour per week, 20" home practice
<b>Outcomes</b>	Stress, sleep, mindfulness, salivary cortisol
<b>Key conclusions</b>	The MBSR group experienced a significant reduction of stress, and an increase in mindfulness, in spite of low dose MBSR. No effect on salivary cortisol
<b>Notes</b>	ITT (intention to treat analysis) not reported

Risk of bias table

Bias	Authors' judgement	Support for judgement
Random sequence generation (selection bias)	Low risk	Not specified
Allocation concealment (selection bias)	Unclear risk	Not specified
Blinding (performance bias and detection bias)	High risk	MBSR group data was collected at MBSR meetings
Incomplete outcome data (attrition bias)	Low risk	Small number of missing data
Selective reporting (reporting bias)	Low risk	All outcomes reported
Other bias	Low risk	No other bias detected

Koszycki 2007

<b>Methods</b>	RCT
<b>Participants</b>	58 patients with generalized social anxiety
<b>Interventions</b>	MBSR vs GBCT ( 12 weeks group based cognitive therapy) vs control MBSR: 8 x 2,5 hours per week, seven and a half hour all day session
<b>Outcomes</b>	Anxiety, illness severity, social interaction and interpersonal sensitivity, self-rated disability, depression, quality of life

<b>Key conclusions</b>	Patients in both MBSR and GBCT improved, but GBCT had better effect on social anxiety, while equal effect on improving mood, functionality and quality of life
<b>Notes</b>	For those with serious problems 12 week intervention was too short

Risk of bias table

<b>Bias</b>	<b>Authors' judgement</b>	<b>Support for judgement</b>
Random sequence generation (selection bias)	Unclear risk	Randomisation procedure not reported
Allocation concealment (selection bias)	Unclear risk	Not reported
Blinding (performance bias and detection bias)	Low risk	Assessors on clinician-rated instruments blinded
Incomplete outcome data (attrition bias)	Low risk	Two analyses performed. ITT - intention to treat and analysis of completer sample (including patients who completed and attended at least 80% of sessions). Expectation maximation method used to impute missing values
Selective reporting (reporting bias)	Low risk	All outcomes reported
Other bias	Low risk	No other bias detected

la Cour 2015

<b>Methods</b>	RCT
<b>Participants</b>	109 patients with chronic pain treated in a pain clinic. Excl was unstable clinical situation, mental disabilities and poor Danish
<b>Interventions</b>	MBSR (8 x 3hours + 4,5 day and a follow-up session after 2 ms) vs WL
<b>Outcomes</b>	Primary SF36 Vitality, Secondary: Pain measures. Catastrophic thinking, control over pain and pain acceptance, HADS. SF physical and mental function. All taken at post-intervention and at 6ms follow-up
<b>Key conclusions</b>	Significant effect on all measures except pain measures which were maintained at follow-up.

<b>Notes</b>	WL received MBSR after 8 ws and follow-up data cannot be used in MA.
--------------	--

Risk of bias table

<b>Bias</b>	<b>Authors' judgement</b>	<b>Support for judgement</b>
Random sequence generation (selection bias)	Low risk	Drawing sealed envelopes with group assignment
Allocation concealment (selection bias)	Low risk	as above
Blinding (performance bias and detection bias)	High risk	No blinding
Incomplete outcome data (attrition bias)	Low risk	ITT analyses and completer analyses
Selective reporting (reporting bias)	Low risk	
Other bias	Unclear risk	Differences between groups at baseline

Lengacher 2009

<b>Methods</b>	RCT
<b>Participants</b>	84 women over 21 ys diagnosed with breast cancer stage 0-III who had undergone surgery and received adjuvant radiation and/or chemotherapy and who had completed treatment within prior 10 months
<b>Interventions</b>	MBSR vs wait-list control MBSR: 6 x 2hours per week, adapted for breast cancer survivors. Attendance and home practice measured. 70% considered compliant, 1 of 7 groups had 5 sessions due to tropical storm.
<b>Outcomes</b>	Concerns about recurrence, anxiety, depression, life orientation, stress, spirituality, symptoms
<b>Key conclusions</b>	MBSR sign improved psych distress, fear of recurrence and QOL. Extent of practice influences overall benefit, Attendance alone favourable effect on psych status
<b>Notes</b>	Adjusted means given, written to author to get unadjusted means and SD, Symptoms measured by MDASI - not reported in study

Risk of bias table

<b>Bias</b>	<b>Authors' judgement</b>	<b>Support for judgement</b>
Random sequence generation (selection bias)	Low risk	1:1 ratio stratified for cancer stage
Allocation concealment (selection bias)	Unclear risk	Not described
Blinding (performance bias and detection bias)	High risk	Outcome assessors not blinded to follow-up from baseline
Incomplete outcome data (attrition bias)	Low risk	One drop out from each group not likely to introduce bias
Selective reporting (reporting bias)	Unclear risk	They mention that they did not report symptoms from MSASI, but not why
Other bias	High risk	Did not use correction for use of large number of outcomes published in several different articles

Lengacher 2014

<b>Methods</b>	RCT
<b>Participants</b>	142 breast cancer survivors, stages 0-3 who had completed adjuvant treatment
<b>Interventions</b>	MBSR vs. WL MBSR: 6 weeks x 2-h weekly sessions + daily practice of meditation as well as recording the progress in a diary
<b>Outcomes</b>	Telomere length (TL) and Telomere Activity (TA). Concerns about Recurrence Scale. CED-S for depression. STAI for anxiety. PSS for stress. Cognitive and Affective Mindfulness Scale.
<b>Key conclusions</b>	Adjusted for baseline TA and psychological status, TA in peripheral blood mononuclear cells increased steadily in MBSR group (17%) compared to no increase in the WL group. No between group difference in TL.
<b>Notes</b>	Results given as median values and study not included in meta-analyses.

Risk of bias table

<b>Bias</b>	<b>Authors' judgement</b>	<b>Support for judgement</b>
Random sequence generation (selection bias)	Unclear risk	not described

Allocation concealment (selection bias)	Unclear risk	not described
Blinding (performance bias and detection bias)	Unclear risk	not described
Incomplete outcome data (attrition bias)	Low risk	
Selective reporting (reporting bias)	Low risk	
Other bias	Low risk	

Lengacher 2014a

<b>Methods</b>	RCT
<b>Participants</b>	79 Breast cancer patients stage 0-III
<b>Interventions</b>	MBSR (6
<b>Outcomes</b>	
<b>Key conclusions</b>	
<b>Notes</b>	

Risk of bias table

<b>Bias</b>	<b>Authors' judgement</b>	<b>Support for judgement</b>
Random sequence generation (selection bias)	Low risk	random number generator
Allocation concealment (selection bias)	Low risk	opaque sealed envelopes
Blinding (performance bias and detection bias)	Unclear risk	blinding of study assignment until after baseline assessment, otherwise not mentioned
Incomplete outcome data (attrition bias)	Low risk	ITT
Selective reporting (reporting bias)	Low risk	
Other bias	Low risk	

MacCoon 2012

<b>Methods</b>	63 participants, healthy adults, mean age 46, 82 % women.
	Inclusion criteria: Able to lie still for 90 minutes, meets MRI safety standards, weight < 300 pounds, 18–65 years old, right-handed, no previous experience with meditation, no daily practice, speak English, and see without glasses.

	<p>Exclusion criteria: Diabetes, peripheral vascular/ arterial disease, diagnosed circulatory disorders. BMI below 18.5, involuntary motor disorders, allergic to adhesive tape, a history of problems of any kind during blood draws or needle phobia.</p> <p>2 or more of the following: Diagnosed hypertension, hyperlipidemia, high cholesterol, obesity, smoke cigarettes, family history of coronary or atherosclerotic disease. Medical disorders that might make interpretation of scan data difficult, problem with alcohol or non-prescription drugs, currently uses/ plans to start medications that affect CNS function, including psychotropics, opiate medication or corticosteroids, during the last 3 months. Takes inhaled steroids for asthma or any corticosteroids. Night shift workers, Temporal Mandibular Joint disorder or other problems with biting/chewing, previous training in meditation, currently meditates on a regular basis, daily yoga/ tai-chi/ Qigong practice. Engagement in moderate sport and recreational activities more than 5 times a week, engagement in vigorous sport and recreational activities more than 4 times a week. Not able to attend an informational session, all class meetings, and all clinic visits.</p>
<b>Participants</b>	<p>MBSR vs HEP (Health enhancement program consisting of 8 x 2, 5 hours per week + one all-day session. Home-practice: 45 minutes, 6 of 7 days each week.)</p> <p>MBSR: 8 x 2,5 hours per week + one all-day session. Home-practice: 45 minutes, 6 of 7 days each week.</p>
<b>Interventions</b>	Terminal pain, psychological distress, depression, anxiety, hostility and medical symptoms.
<b>Outcomes</b>	MBSR is as efficacious – but not more efficacious – than another active intervention (HEP) when applied to a typical MBSR population when our participant-reported outcomes are used.
<b>Key conclusions</b>	
<b>Notes</b>	The article from 2014 from the same study cannot be included in MA due to the way the data are presented

Risk of bias table

<b>Bias</b>	<b>Authors' judgement</b>	<b>Support for judgement</b>
Random sequence generation (selection bias)	Low risk	Random number generator
Allocation concealment (selection bias)	Low risk	Performed by logistical staff member

Blinding (performance bias and detection bias)	Low risk	Yes
Incomplete outcome data (attrition bias)	Unclear risk	Analysed only complete data
Selective reporting (reporting bias)	Low risk	All data reported
Other bias	Unclear risk	Intervention group had stronger preference for MBSR.

Majid 2012

<b>Methods</b>	RCT
<b>Participants</b>	33 (in abstract 31) male Generalized anxiety disorder (GAD) patients diagnosed by structured interview, mean age 32. Exclusion criteria: Substance abuse and/or dependence, suicidal/homicidal ideation and past participation in MBSR group
<b>Interventions</b>	MBSR vs control (not specified) MBSR: 8 x 2 hs. 30 min assigned daily practice, daily logs, but not published. Attendance not given
<b>Outcomes</b>	Self-report at baseline, post-intervention. Beck Depression Inventory-II (BDI-II), Beck Anxiety Inventory (BAI), Penn State Worry Questionnaire (PSWQ).
<b>Key conclusions</b>	Significant between group difference on all 3 measures.
<b>Notes</b>	Small sample, in abstract N given as 31 (16 + 15) but in article N = 33

Risk of bias table

Bias	Authors' judgement	Support for judgement
Random sequence generation (selection bias)	Unclear risk	Not specified
Allocation concealment (selection bias)	Unclear risk	Not specified
Blinding (performance bias and detection bias)	Unclear risk	not described



Incomplete outcome data (attrition bias)	Unclear risk	Not specified regarding missing data
Selective reporting (reporting bias)	Low risk	All data reported
Other bias	Unclear risk	Compliance not reported, and little detailed info on how study was run. Group difference in baseline outcome values and demographics not analysed

**Malarkey 2013**

<b>Methods</b>	RCT
<b>Participants</b>	186 Faculty and staff at Ohio State University, 88% female, mean age 50, with CRP > 3mg/ml. Exclusion criteria: CRP >10, Current psychiatric disorder other than depression, major life stress in last 2 months, pregnancy, > 2 drinks daily. > 1/2 packet of tobacco daily, drug use, vaccination last 2 ms, illness last mth, BMI > 40, previous mind-body relaxation practice, exercise > 1/2 h/day
<b>Interventions</b>	MBI-id vs Lifestyle education group MBSR: 7 x 1h + 1 x 2h, 20 min daily exercise. Music used in background. Teleform diaries filled in every day to track informal and formal home practice. Actual practice 15 min/day. Leg: 7 x 1h + 1 x 2 h, 30 min home readings. Attendance recorded but not reported.
<b>Outcomes</b>	CRP, IL-6 and salivary corticol. Secondary self-report at baseline, post-intervention and 4 ms and 10 ms follow-up. PSS, CES-D, PSQI, TMS Others: BP, pulse rate, BMI and leptin collected but not referred to as primary or secondary outcomes
<b>Key conclusions</b>	No difference between the interventions on primary outcomes, trend towards higher CRP drop I MBI at 2 ms. Sign. difference in TMS at post, 4 and 12 ms f-up. No sign change in PSS, PSQI and CES-D. No association between practice and outcome CRP level.
<b>Notes</b>	For those with BMI < 30 much bigger CRP effect than in those > 30

**Risk of bias table**

Bias	Authors' judgement	Support for judgement
Random sequence generation (selection bias)	Low risk	Blocks of 6, stratified for BMI group

Allocation concealment (selection bias)	Low risk	Research team blinded to group allocation
Blinding (performance bias and detection bias)	Low risk	Group concealed to all but instructors And concealed to participants until the day of the intervention Assessors and those analysing were blinded
Incomplete outcome data (attrition bias)	Low risk	Baseline values used as dependent to reduce missing data bias, LOCF used to impute missing data, Non-ITT
Selective reporting (reporting bias)	High risk	Subj measures not given, but results mentioned, must write to authors
Other bias	Low risk	Low attrition and equal in groups

Manotas 2012

<b>Methods</b>	RCT
<b>Participants</b>	82 healthcare employees (74 women). Inclusion criteria: Healthcare professionals employed by La Fundacion Santa Fe de Bogota, and willingness to participate. Exclusion criteria: Administrative professionals.
<b>Interventions</b>	MBSR vs wait-list control MBSR: 4 x 2 hours per week. No retreat.
<b>Outcomes</b>	Psychological distress, emotional style, mindfulness, psychological flexibility and perceived stress.
<b>Key conclusions</b>	The 4-week version of MBSR may be an effective means of improving wellbeing among busy working professionals.
<b>Notes</b>	

Risk of bias table

Bias	Authors' judgement	Support for judgement
Random sequence generation (selection bias)	Unclear risk	Not specified
Allocation concealment (selection bias)	Unclear risk	Not specified
Blinding (performance bias and detection bias)	Unclear risk	Not specified
Incomplete outcome data (attrition bias)	Unclear risk	Not specified
Selective reporting (reporting bias)	Low risk	All data reported

Other bias	Low risk	
------------	----------	--

**Moritz 2006**

<b>Methods</b>	RCT
<b>Participants</b>	165 people with emotional distress measured on POMS
<b>Interventions</b>	MBSR vs home-based spirituality program (8 x 1,5 hours audiotape per week + 45" audiotape practice daily) vs wait-list control MBSR: 8 x 1,5 hours per week, 45" daily practice to audiotapes
<b>Outcomes</b>	Profile of mood state and health related quality of life
<b>Key conclusions</b>	At postintervention significant effect of both interventions and significantly more for spirituality group than MBSR. At 4 weeks postintervention effect of MBSR maintained, both interventions effects now equal but still significantly different from wait-list
<b>Notes</b>	Baseline differences (not significant) with more mental distress in spirituality group. Adherence and practice bigger in spiritual group

**Risk of bias table**

<b>Bias</b>	<b>Authors' judgement</b>	<b>Support for judgement</b>
Random sequence generation (selection bias)	Low risk	Computer Program
Allocation concealment (selection bias)	Low risk	Done by biostatistician. The list of allocation only available to an administrator not involved in the study
Blinding (performance bias and detection bias)	Low risk	All data collection forms mailed out and returned by post
Incomplete outcome data (attrition bias)	Low risk	Intention to treat analysis performed
Selective reporting (reporting bias)	High risk	Subscale scores for SF36 at 4 weeks postintervention not reported
Other bias	Low risk	No other bias detected

**Morone 2008**

<b>Methods</b>	RCT
<b>Participants</b>	37 >65ys with chronic low back pain
<b>Interventions</b>	MBSR vs wait-list control MBSR: 8 x 1,5 hours per week

<b>Outcomes</b>	Pain and pain acceptance, physical function, physical health, global health and mental health
<b>Key conclusions</b>	Significant improvement in pain acceptance, and physical function
<b>Notes</b>	Follow-up after crossover of control group

Risk of bias table

<b>Bias</b>	<b>Authors' judgement</b>	<b>Support for judgement</b>
Random sequence generation (selection bias)	Low risk	Computer software
Allocation concealment (selection bias)	Low risk	Sealed opaque envelopes
Blinding (performance bias and detection bias)	Low risk	Outcome assessor masked to group assignment
Incomplete outcome data (attrition bias)	Low risk	Intention to treat analysis with last value carried forward method
Selective reporting (reporting bias)	Low risk	All outcomes reported
Other bias	Low risk	No other bias detected

Moss 2015

<b>Methods</b>	RCT
<b>Participants</b>	39 old people living in a continuing care community
<b>Interventions</b>	MBSR (8 x 2hs) vs WL
<b>Outcomes</b>	SF-36, Psych flexibility, SCS and FFMQ
<b>Key conclusions</b>	Increased acceptance, psych flexibility and less role limitation due to physical health.
<b>Notes</b>	Adapted with chair yoga and 30 min home practice, also qualitative interviews

Risk of bias table

<b>Bias</b>	<b>Authors' judgement</b>	<b>Support for judgement</b>
Random sequence generation (selection bias)	Low risk	Random selection from pool of 41 possible numbers
Allocation concealment (selection bias)	Low risk	Sealed envelopes

Blinding (performance bias and detection bias)	Low risk	Those performing the study and collecting the data blinded to group assignment
Incomplete outcome data (attrition bias)	Low risk	Mixed effects model consistent with ITT
Selective reporting (reporting bias)	Low risk	All data reported
Other bias	Unclear risk	50 participants recruited, but only 39 randomized

Moynihan 2013

<b>Methods</b>	RCT
<b>Participants</b>	201 older adults
<b>Interventions</b>	MBSR vs. Waiting list control MBSR: 8 week x 120 min. sessions + one all day intensive session.
<b>Outcomes</b>	The Trail Making Test part B/A ratio (a measure of executive function), changes in left frontal alpha asymmetry, positive emotions, depression, mindfulness, stress, immunoglobulin G response to a protein antigen, adaptive immunity.
<b>Key conclusions</b>	MBSR produced small but significant changes in executive function, mindfulness and sustained left frontal alpha asymmetry.
<b>Notes</b>	

Risk of bias table

Bias	Authors' judgement	Support for judgement
Random sequence generation (selection bias)	Low risk	Excel function
Allocation concealment (selection bias)	Unclear risk	not described
Blinding (performance bias and detection bias)	Unclear risk	not described
Incomplete outcome data (attrition bias)	Unclear risk	not fully described
Selective reporting (reporting bias)	Low risk	
Other bias	Low risk	

Murphy 1994

<b>Methods</b>	RCT
<b>Participants</b>	31 male inmates with a history of alcohol abuse and aggression

<b>Interventions</b>	MBSR vs progressive relaxation training (PRT - 6 x 2 hours over 5 weeks)
	MBSR: 6 x 2 hours given over 5 weeks
<b>Outcomes</b>	Egocentrism, anger, impulsivity and stress reactivity by measuring saliva cortisol after stress test
<b>Key conclusions</b>	Small reductions in self-reported anger in both groups. No change in impulsivity. Significant within-group post-stressor reduction in cortisol in PRT group. A significant between group difference favouring MBSR on sub-measure of egocentrism called negative self-focused attention. At one month follow-up a slight decrease in aggressive responding in MBSR and a slight increase in PRT group
<b>Notes</b>	

Risk of bias table

<b>Bias</b>	<b>Authors' judgement</b>	<b>Support for judgement</b>
Random sequence generation (selection bias)	Unclear risk	Not described
Allocation concealment (selection bias)	Unclear risk	Not described
Blinding (performance bias and detection bias)	Unclear risk	Not described
Incomplete outcome data (attrition bias)	Low risk	
Selective reporting (reporting bias)	Low risk	
Other bias	Low risk	

Murray 2004

<b>Methods</b>	RCT
<b>Participants</b>	27 male students using sex as a coping strategy
<b>Interventions</b>	MBSR vs wait list control
	MBSR: 8 x 1,5 hours per week
<b>Outcomes</b>	Coping using sex strategies, regulation of negative affect, general mood
<b>Key conclusions</b>	MBSR increased effectiveness of handling negative mood states, and decreased avoidant coping strategies, but did not alter approach coping strategies
<b>Notes</b>	Intention to treat analysis not conducted

Risk of bias table

<b>Bias</b>	<b>Authors' judgement</b>	<b>Support for judgement</b>
Random sequence generation (selection bias)	Unclear risk	Not specified
Allocation concealment (selection bias)	Unclear risk	Not specified
Blinding (performance bias and detection bias)	High risk	Partly; research assistant collected most of the data, but PANAS was collected by co-therapist
Incomplete outcome data (attrition bias)	High risk	Equal drop-out from each group, reasons for drop-out addressed
Selective reporting (reporting bias)	Low risk	All outcomes reported
Other bias	Low risk	No other bias detected

Neece 2014

<b>Methods</b>	RCT
<b>Participants</b>	46 parents, mean age 35, 78% female, with a child 2.5-5ys with developmental delay (DD) determined by a regional centre, parents reported > 10 child behaviour problems, parents not receiving psych treatment. Exclusion: having children with debilitating disability
<b>Interventions</b>	MBSR vs WL. MBSR: 8 x 2h + 6. Music used in background. Actual practice recorded weekly and used in growth model analysis. Attendance not reported.
<b>Outcomes</b>	PSI-SF (parental distress subscale used). FIQ (2 subscales used giving a negative impact score), CES-D, SWLS, CBCL, SUDS
<b>Key conclusions</b>	Significantly less parent stress and depression and higher QOL after intervention. Children had fewer behaviour problems in area of attention and ADHD symptomatology
<b>Notes</b>	

Risk of bias table

<b>Bias</b>	<b>Authors' judgement</b>	<b>Support for judgement</b>
Random sequence generation (selection bias)	Low risk	Parents drew a paper out of box showing group allocation
Allocation concealment (selection bias)	Unclear risk	Not reported

Blinding (performance bias and detection bias)	Unclear risk	Not described
Incomplete outcome data (attrition bias)	Low risk	Low attrition
Selective reporting (reporting bias)	Unclear risk	All reported, although information on mindfulness analysed post-hoc and referred to in discussion
Other bias	Low risk	Low attrition and equal in groups

Nyklicek 2008

<b>Methods</b>	RCT
<b>Participants</b>	60 people experiencing regular distress
<b>Interventions</b>	MBSR vs wait-list control MBSR: 8 x 2.5 hours per week, six hours all day session, 40" home practice
<b>Outcomes</b>	Perceived stress, exhaustion, positive and negative affect, quality of life, mindfulness
<b>Key conclusions</b>	MBSR decreased distress, exhaustion and negative affect and increased to a lesser degree QoL. Changes partially mediated by increase in measured mindfulness
<b>Notes</b>	

Risk of bias table

Bias	Authors' judgement	Support for judgement
Random sequence generation (selection bias)	Low risk	Computer software
Allocation concealment (selection bias)	Low risk	Allocators were blinded
Blinding (performance bias and detection bias)	Low risk	Questionnaires sent to participants
Incomplete outcome data (attrition bias)	Low risk	Last values carried forward
Selective reporting (reporting bias)	Low risk	All outcomes reported
Other bias	Low risk	No other bias detected

Nyklicek 2013

<b>Methods</b>	RCT
----------------	-----



<b>Participants</b>	88 adults reporting elevated stress levels
<b>Interventions</b>	MBSR vs. Waiting list control MBSR: 8 week x 120 min. sessions
<b>Outcomes</b>	Heart (period, rate and variability), Blood Pressure (Syst and Diast), salivary Cortisol
<b>Key conclusions</b>	MBSR group had larger decreases in BP post-intervention and exhibited smaller stress-related changes in BP. No other physiological effects were found
<b>Notes</b>	Separate part of the Nyklicek 2008 study

Risk of bias table

<b>Bias</b>	<b>Authors' judgement</b>	<b>Support for judgement</b>
Random sequence generation (selection bias)	Low risk	Computer software
Allocation concealment (selection bias)	Low risk	Allocators were blinded
Blinding (performance bias and detection bias)	Low risk	Questionnaires sent to participants
Incomplete outcome data (attrition bias)	Low risk	Last values carried forward
Selective reporting (reporting bias)	Low risk	All outcomes reported
Other bias	Low risk	No other bias detected

Oman 2008

<b>Methods</b>	RCT
<b>Participants</b>	54 Undergraduate college students
<b>Interventions</b>	MBSR vs EPP (Easwaran's Eight-Point Program - 8 x 1,5 hours per week) vs wait-list control MBSR: 8 x 1,5 hours per week
<b>Outcomes</b>	Perceived stress, rumination, forgiveness of others, hope
<b>Key conclusions</b>	MBSR and EPP same significant effect on stress, forgiveness and trend on reducing rumination. No effect on hope
<b>Notes</b>	Authors state that they did intention to treat analysis, but all randomised participants not included (only 44)

Risk of bias table

<b>Bias</b>	<b>Authors' judgement</b>	<b>Support for judgement</b>
Random sequence generation (selection bias)	Low risk	Computer software
Allocation concealment (selection bias)	Low risk	Computer Program used
Blinding (performance bias and detection bias)	Unclear risk	Not reported
Incomplete outcome data (attrition bias)	Low risk	Reported that four drop-outs were not significantly associated with pre-test values or co-variates on any outcome
Selective reporting (reporting bias)	Low risk	No other bias detected
Other bias	High risk	EPP and MBSR groups analysed together. Five participants crossed over between intervention and control groups after randomisation.

Ong 2014

<b>Methods</b>	RCT
<b>Participants</b>	54 adults with chronic insomnia, mean age 43, 74 % women. Inclusion criteria: adults over 21 years, diagnosed with an insomnia disorder. Exclusion criteria: uncontrolled medical or psychiatric condition requiring treatment, comorbid sleep disorders, use of hypnotic/ sedating medication for the purpose of insomnia or inadequate proficiency in English.
<b>Interventions</b>	MBSR vs MBTI (eight-week mindfulness-based therapy for insomnia) vs SM (eight-week self-monitoring). Participants in both mindfulness groups were instructed to practice at home for 30-45 minutes six days a week. MBRS: 8 x 2,5 hours per week + one 6-hour meditation retreat.
<b>Outcomes</b>	Subjective and objective measures related to sleep.
<b>Key conclusions</b>	Mindfulness meditation appears to be a viable treatment option for adults with chronic insomnia, and could provide an alternative to traditional treatment for insomnia.
<b>Notes</b>	

Risk of bias table

<b>Bias</b>	<b>Authors' judgement</b>	<b>Support for judgement</b>
Random sequence generation (selection bias)	Unclear risk	Randomization in sequential cohorts; unclear sequence generation
Allocation concealment (selection bias)	Low risk	Allocation concealed
Blinding (performance bias and detection bias)	Low risk	Blinding performed
Incomplete outcome data (attrition bias)	Low risk	No imputation for missing data
Selective reporting (reporting bias)	Low risk	All data reported
Other bias	Low risk	

**Pbert 2012**

<b>Methods</b>	RCT
<b>Participants</b>	83 physician documented mild, moderate and severe asthma. 27 men 67.4% women, 53 ys Exclusion criteria: intermittent asthma, smoked in past year, other lung disease, CVS disease, post tb test, past MBSR course or reg med practice
<b>Interventions</b>	MBSR: 8 x 2 1/2 h + 6h, 30 min designated practice, mean attendance 5.64, unknown compliance with home practice, quality of instructors and program fidelity, Each MBSR group consisted of 2 study participants and 28 non-study participants. Vs healthy living course 8x 2 1/2 h 30 min homework
<b>Outcomes</b>	Primary: AQOL and lung function, Secondary: PSS, asthma control measures, days off work/school, rescue medication (short and long-term),
<b>Key conclusions</b>	Sign difference between the interventions on AQOL and PSS at 12 months follow-up but not for lung function, no diff in percentage of well controlled asthma, days off work/school and asthma exacerbations, but in use of short term rescue medication.
<b>Notes</b>	Attendance 5 of nine in MBSR, so shorter course could be sufficient

**Risk of bias table**

<b>Bias</b>	<b>Authors' judgement</b>	<b>Support for judgement</b>
Random sequence generation (selection bias)	Low risk	Blocks of 4 and 6,

Allocation concealment (selection bias)	Unclear risk	Not described
Blinding (performance bias and detection bias)	Low risk	Blinding of outcome assessors
Incomplete outcome data (attrition bias)	Low risk	ITT? virtually, because of low attrition
Selective reporting (reporting bias)	Low risk	All reported, except full data on days off work/school
Other bias	Low risk	

Pickut 2013

<b>Methods</b>	RCT
<b>Participants</b>	30 Parkinson Disease (PD) patients, mean age 61.8, 48% female. Inclusion: Clinical diagnosis, stage I-III, optimally treated, stable drug regimen for 30 ds, commitment to attend, Exclusion :not atypical P features, no drugs causing parkinsonism, no cognitive dysfunction, no unstable og life threatening disease, no contradiction for MRI
<b>Interventions</b>	MBSR vs WL MBSR: 8 x 2 1/2 h. 55 min daily practice recorded, Attendance 97 %
<b>Outcomes</b>	MRI assessments before and after intervention
<b>Key conclusions</b>	Sign increased grey matter density in MBI group in neural networks postulated to play an important part in PD (hippocampus and amygdala) and these areas have also been indicated in functional networks mediating the benefits of meditation
<b>Notes</b>	

Risk of bias table

Bias	Authors' judgement	Support for judgement
Random sequence generation (selection bias)	Unclear risk	Randomization by blinded investigator but method not specified
Allocation concealment (selection bias)	Unclear risk	Not specified
Blinding (performance bias and detection bias)	Unclear risk	All patient-reported outcome measures entered database by personnel blinded to group assignment, but such outcomes not reported?

Incomplete outcome data (attrition bias)	Low risk	Very low attrition and nearly equal in both groups
Selective reporting (reporting bias)	Low risk	Subjective outcomes not reported, but not included in hypothesis
Other bias	Low risk	

Pipe 2009

<b>Methods</b>	RCT
<b>Participants</b>	33 nurse leaders
<b>Interventions</b>	MBSR 5x2 hs vs 5 x2 stress education program
<b>Outcomes</b>	SCL90 and coping pre-post
<b>Key conclusions</b>	Sign more improvement in MBSR group
<b>Notes</b>	Planned 12ms follow up stopped because of big difference in effect and intervention offered to control group

Risk of bias table

Bias	Authors' judgement	Support for judgement
Random sequence generation (selection bias)	Low risk	computer program
Allocation concealment (selection bias)	Unclear risk	not described
Blinding (performance bias and detection bias)	Unclear risk	not described
Incomplete outcome data (attrition bias)	Low risk	low attrition
Selective reporting (reporting bias)	Low risk	All reported
Other bias	High risk	stopping trial early and small sample

Plews-Ogan 2005

<b>Methods</b>	RCT
<b>Participants</b>	30 patients with chronic musculoskeletal pain
<b>Interventions</b>	MBSR vs massage (one hour weekly for 8 weeks) vs treatment as usual
	MBSR: 8 x 2,5 hours per week

<b>Outcomes</b>	Pain sensation, pain unpleasantness, global physical and mental health
<b>Key conclusions</b>	Massage group showed an effect on pain and mental health after intervention but not at follow-up, while MBSR had no effect on pain outcomes, but had significant effect on mental health at follow-up.
<b>Notes</b>	

Risk of bias table

<b>Bias</b>	<b>Authors' judgement</b>	<b>Support for judgement</b>
Random sequence generation (selection bias)	Low risk	Computer generated random number sequence used
Allocation concealment (selection bias)	Unclear risk	Not reported
Blinding (performance bias and detection bias)	High risk	Not reported
Incomplete outcome data (attrition bias)	High risk	Incomplete data on drop-outs in MBSR group
Selective reporting (reporting bias)	High risk	Incomplete outcome data on physical health and pain sensation
Other bias	Low risk	No other bias detected

Polusny 2015

<b>Methods</b>	RCT
<b>Participants</b>	116 Veterans with PTSD
<b>Interventions</b>	MBSR (8x2,5 + 6,5 h) vs Patient centred group therapy (9x1,5h)
<b>Outcomes</b>	PTSD checklist (PCL), CAPS, PHQ9, WHOQOL-BREF, FFMQ, Credibility scale and rating tool for fidelity
<b>Key conclusions</b>	greater change in PCL in MBSR group. At two months f-up no diff in loss of diagnosis of PTSD
<b>Notes</b>	

Risk of bias table

<b>Bias</b>	<b>Authors' judgement</b>	<b>Support for judgement</b>
Random sequence generation (selection bias)	Low risk	computer block randomization

Allocation concealment (selection bias)	Low risk	Randomization procedure performed by assistant
Blinding (performance bias and detection bias)	Low risk	Independent assessors
Incomplete outcome data (attrition bias)	Low risk	ITT
Selective reporting (reporting bias)	Low risk	all reported
Other bias	Low risk	

Pradhan 2007

<b>Methods</b>	RCT
<b>Participants</b>	63 Rheumatoid Arthritis patients not in remission
<b>Interventions</b>	MBSR vs wait-list control MBSR: 8 x 2,5 hours per week, six hour all day session. Three refresher classes in the follow-up period
<b>Outcomes</b>	Psychological distress, depression, well-being, disease activity, mindfulness
<b>Key conclusions</b>	No significant results after intervention, but significant reduction in distress and increased well-being and mindfulness at four months follow-up
<b>Notes</b>	Post-intervention, frequency of practice (but not time spent) was related to outcome, but not at six months follow-up. Better results with one of three instructors (the most experienced)

Risk of bias table

<b>Bias</b>	<b>Authors' judgement</b>	<b>Support for judgement</b>
Random sequence generation (selection bias)	Low risk	Computer generated randomisation
Allocation concealment (selection bias)	Low risk	Carried out by research director who had no direct patient contact (using Mienert clinical trials assignment procedure)
Blinding (performance bias and detection bias)	Low risk	Rheumatoid Arthritis disease activity assessors and lab personnel blinded

Incomplete outcome data (attrition bias)	Low risk	Intention to treat analysis using all available data. Last value carried forward to impute missing data. Results for imputed and non-imputed data were reported as similar, final analyses based on non-imputed data.
Selective reporting (reporting bias)	Low risk	All outcomes reported
Other bias	Low risk	No other bias detected

Reich 2014

<b>Methods</b>	RCT
<b>Participants</b>	41 Breast Cancer survivors with Stage 0, I, II, or III breast cancer, who had undergone surgery (lumpectomy) and received adjuvant RT or RT and CT. Excl.(a) Stage IV breast cancer, (b) treated for a breast cancer recurrence, (c) undergone mastectomy, or (d) severe psychiatric problems
<b>Interventions</b>	MBSR (8 x 2hs) vs WL
<b>Outcomes</b>	M. D. Anderson Symptom Inventory, lymphocyte analyses
<b>Key conclusions</b>	Symptom cluster scores tended to go down across both UC and MBSR(BC) groups, but significant only in the MBSR(BC) group for the fatigue cluster ( $p = .003$ ) and in the GI cluster ( $p = .035$ ). Symptom improvement was associated with increased immune activity at baseline.
<b>Notes</b>	Adapted with 15–45 min daily practice recommendations

Risk of bias table

Bias	Authors' judgement	Support for judgement
Random sequence generation (selection bias)	Low risk	Stratified by stage of cancer (0, I, II, or III) and type of treatment (RT alone or RT and CT)
Allocation concealment (selection bias)	Unclear risk	Not described
Blinding (performance bias and detection bias)	Unclear risk	Not described
Incomplete outcome data (attrition bias)	Unclear risk	Attrition not reported
Selective reporting (reporting bias)	Low risk	All data reported



Other bias	Low risk	No
------------	----------	----

Robins 2012	
<b>Methods</b>	RCT
<b>Participants</b>	56 normal pop, mean age 46. 84% female. Inclusion: >18 ys Exclusion :no regular meditation practice or prior MBSR, current psychosis, suicidal ideation, psychiatric hospitalisation past 6 ms, commitment to attend and practice
<b>Interventions</b>	MBSR vs WL MBSR: 8 x 2 1/2 + 7 hour session. Designated 45" 6 days a week home practice. Attendance and home practice not reported
<b>Outcomes</b>	Awareness: FFMQ, Absent mindedness (CFQ), Emotional reg. scales: DERS, ACS, RRS, PSWQ, SAES, SCS, Social desirability: M-CSDS at baseline
<b>Key conclusions</b>	Sign difference in mindfulness, absent-mindedness, self-compassion, fear of emotion, suppression of anger, anger expression, worry and difficulties regulating emotions. No sign diff in ruminative response scale and 5 of the subscales in DERS and 2 subscales in ACS
<b>Notes</b>	Only postintervention measures can be used

Risk of bias table		
Bias	Authors' judgement	Support for judgement
Random sequence generation (selection bias)	Unclear risk	Not specified
Allocation concealment (selection bias)	Unclear risk	Not specified
Blinding (performance bias and detection bias)	Unclear risk	Blinding not described
Incomplete outcome data (attrition bias)	Low risk	Equal drop-out in both groups, no difference between completers and dropouts in either group, no imputing of missing data, not ITT
Selective reporting (reporting bias)	Low risk	Subscales of SCS not reported
Other bias	Low risk	More mindfulness experience in MBSR group, but controlled for in analyses

Rosenkranz 2013
-----------------

<b>Methods</b>	RCT
<b>Participants</b>	49 community volunteers, mean age 45, 10 men. 80% women. Exclusion criteria: Current pharmaco- or psychotherapy, medical disorders or head trauma, current other psychiatric disorder, previous night-shift work, diabetes, per. Vasc disease or other diseases affecting circulation, needle phobia, pregnancy, smoking, alcohol or drug dependency. practice, mind-body practice or exercise practice, inability to walk, use of psychotropic or steroid drugs,
<b>Interventions</b>	MBSR vs HEP training (health enhancement program) MBSR: 8 x 2 1/2 + 7 hour session. 236 minutes/wk practice. HEP: 8 weeks in gym, 2 indiv AE and 1 group per week, 212 minutes/wk
<b>Outcomes</b>	Self-report at baseline, post-intervention and 4 ms follow-up. SCL-90, MSC, TNF-alfa, IL-8, capsaicin-induced flare size, cortisol in saliva
<b>Key conclusions</b>	No difference between the interventions. Except for smaller flare response in MBSR group in spite of similar corticol response.
<b>Notes</b>	Part of larger study with other outcomes, reported elsewhere???

Risk of bias table

<b>Bias</b>	<b>Authors' judgement</b>	<b>Support for judgement</b>
Random sequence generation (selection bias)	Unclear risk	Not specified
Allocation concealment (selection bias)	Unclear risk	Not specified
Blinding (performance bias and detection bias)	Unclear risk	not described
Incomplete outcome data (attrition bias)	Unclear risk	Not described
Selective reporting (reporting bias)	High risk	Incomplete report of mean and SD
Other bias	Unclear risk	Data may have been more fully reported elsewhere

Schmidt 2011

<b>Methods</b>	RCT
<b>Participants</b>	177 female adults (18-70 years old)

<b>Interventions</b>	MBSR, active control group or wait list
	MBSR: 8 week structured program with 2.5 hr session every week + 7h all day session Active control: aimed at equating the nonspecific features of MBSR, referred to as "relaxation group"
<b>Outcomes</b>	Primary outcomes: Health-related quality of life 2 months post treatment. Secondary outcomes: disorder-specific quality of life, depression, pain, anxiety, somatic complaints, and a proposed index of mindfulness.
<b>Key conclusions</b>	No significant differences between groups on primary outcome, but patients within the MBSR group showed overall improvement in health-related quality of life.
<b>Notes</b>	

Risk of bias table

<b>Bias</b>	<b>Authors' judgement</b>	<b>Support for judgement</b>
Random sequence generation (selection bias)	Low risk	Block randomization using computer algorithm
Allocation concealment (selection bias)	Low risk	Allocation concealed
Blinding (performance bias and detection bias)	Low risk	Blinding performed
Incomplete outcome data (attrition bias)	Low risk	Addressed
Selective reporting (reporting bias)	Low risk	All data reported
Other bias	Unclear risk	Appx. 20% of participants volunteered information on allocation

SeyedAlinaghi 2012

<b>Methods</b>	RCT
<b>Participants</b>	245 HIV patients >18, mean 35ys,31% female. Exclusion criteria: Current substance addiction, psychosis, PTSD. Clinically symptomatic, CD4<250.
<b>Interventions</b>	MBSR vs Brief education support MBSR: 8 x 2 1/2 + 7h. BES: 2 hs Attendance and home work not reported

<b>Outcomes</b>	Outcomes at pre-post, 3, 6, 9 and 12 ms after start. CD4, MSCL, SCL-90R
<b>Key conclusions</b>	Treatment adherent sample CD4 increased until 9 ms and then returned to baseline in MBSR. MSCL improved until 12 ms, and SCL-90 until 6 ms. In the BES group these values remained unchanged
<b>Notes</b>	Significant difference in CD4 count at baseline

Risk of bias table

<b>Bias</b>	<b>Authors' judgement</b>	<b>Support for judgement</b>
Random sequence generation (selection bias)	Low risk	Randomized by staff blinded to treatment condition
Allocation concealment (selection bias)	Low risk	See above
Blinding (performance bias and detection bias)	Unclear risk	No blinding of outcome assessors
Incomplete outcome data (attrition bias)	High risk	Of those who attended > 75% of the classes, there were few missing data, Many participants excluded from analyses (25%) because of low attendance
Selective reporting (reporting bias)	Low risk	All data reported
Other bias	Low risk	

Shapiro 1998

<b>Methods</b>	RCT (author confirmed this)
<b>Participants</b>	78 medical and premedical students
<b>Interventions</b>	MBSR vs wait-list control MBSR: 7 x 2,5 hours per week
<b>Outcomes</b>	Empathy, psychological distress, depression, anxiety and spirituality
<b>Key conclusions</b>	MBSR group experienced reduced state and trait anxiety, distress and depression, increased empathy and spiritual experiences. Result replicated in wait-list control group, with different experimenters. Results measured at exam time
<b>Notes</b>	

Risk of bias table		
Bias	Authors' judgement	Support for judgement
Random sequence generation (selection bias)	Unclear risk	Not reported
Allocation concealment (selection bias)	Unclear risk	Not reported
Blinding (performance bias and detection bias)	Low risk	Outcome assessor masked to group assignment
Incomplete outcome data (attrition bias)	Unclear risk	Large number of dropouts in MBSR group
Selective reporting (reporting bias)	Low risk	All outcomes reported
Other bias	Low risk	No other bias detected

Shapiro 2005	
<b>Methods</b>	RCT
<b>Participants</b>	38 health care professionals
<b>Interventions</b>	MBSR vs wait-list control MBSR: 8 x 2 hours per week
<b>Outcomes</b>	Psychological distress, burnout, perceived stress, life satisfaction, self-compassion
<b>Key conclusions</b>	MBSR group reported decreased perceived stress and greater self-compassion compared to controls. Changes in self-compassion significantly predicted positive changes in perceived stress but not changes in satisfaction with life.
<b>Notes</b>	Intention to treat analysis not conducted, big dropout (44%) in intervention group

Risk of bias table		
Bias	Authors' judgement	Support for judgement
Random sequence generation (selection bias)	Unclear risk	Not specified
Allocation concealment (selection bias)	Unclear risk	Not specified
Blinding (performance bias and detection bias)	High risk	Data collected by research assistant but also by co-therapist

Incomplete outcome data (attrition bias)	Unclear risk	Large drop-out rate, no intention to treat analysis
Selective reporting (reporting bias)	Low risk	All outcomes reported
Other bias	Low risk	No other bias detected

**Song 2015**

<b>Methods</b>	RCT
<b>Participants</b>	44 nursing students, mean age 19, 6, 81% women. Inclusion criteria: no regular medication/ yoga practice last 6 months, no current psychiatric symptoms and no contraindications to exercise.
<b>Interventions</b>	MBSR vs wait-list control MBSR: 8 x 2 hours per week. No retreat. Amount of home practice not specified.
<b>Outcomes</b>	Depression, anxiety, stress and mindfulness.
<b>Key conclusions</b>	MBSR was effective in reducing measures of depression, anxiety and stress, and increasing mindful awareness.
<b>Notes</b>	

**Risk of bias table**

<b>Bias</b>	<b>Authors' judgement</b>	<b>Support for judgement</b>
Random sequence generation (selection bias)	Unclear risk	Not specified
Allocation concealment (selection bias)	Unclear risk	Not specified
Blinding (performance bias and detection bias)	Unclear risk	Not specified
Incomplete outcome data (attrition bias)	Unclear risk	Not specified
Selective reporting (reporting bias)	Low risk	All data reported
Other bias	Unclear risk	Small and non-representative sample

**Specia 2000**

<b>Methods</b>	RCT
<b>Participants</b>	109 patients with cancer

<b>Interventions</b>	MBSR vs wait-list control
	MBSR: 7 x 1,5 hours per week
<b>Outcomes</b>	Mood disturbance, physical, psychological and behavioural response to stress
<b>Key conclusions</b>	MBSR had significant effect on all outcome measures
<b>Notes</b>	Drop-outs had more baseline anxiety and depression. Best predictor of improvement was number of sessions attended (explained 13.2% of the variance)

Risk of bias table

<b>Bias</b>	<b>Authors' judgement</b>	<b>Support for judgement</b>
Random sequence generation (selection bias)	Low risk	A fixed randomisation scheme based on a table of random numbers
Allocation concealment (selection bias)	Low risk	A list of numbers where the investigator did not know which participant was behind the numbers were used to conceal allocation
Blinding (performance bias and detection bias)	Unclear risk	Not reported
Incomplete outcome data (attrition bias)	Low risk	Intention to treat analyses with drop-outs imputed as last value carried over and with value entered as 0
Selective reporting (reporting bias)	Low risk	All outcomes reported
Other bias	Low risk	No other bias detected

Surawy 2005

<b>Methods</b>	RCT
<b>Participants</b>	18 patients with chronic fatigue syndrome
<b>Interventions</b>	MBSR vs wait-list control
	MBSR: 8 x 2,5 hours per week
<b>Outcomes</b>	Anxiety and depression, fatigue, physical function
<b>Key conclusions</b>	Significant effect of MBSR on reducing anxiety and fatigue, but no effect on depression or physical function
<b>Notes</b>	Baseline differences not accounted for in the analysis

Risk of bias table

<b>Bias</b>	<b>Authors' judgement</b>	<b>Support for judgement</b>
Random sequence generation (selection bias)	Unclear risk	Not reported
Allocation concealment (selection bias)	Unclear risk	Not reported
Blinding (performance bias and detection bias)	Unclear risk	Not reported
Incomplete outcome data (attrition bias)	Low risk	Only one loss to follow up
Selective reporting (reporting bias)	Low risk	All outcomes reported
Other bias	High risk	Study population had been seen a varying number of sessions by psychiatrist before study inclusion. Baseline differences not accounted for in the analysis

Tacon 2003

<b>Methods</b>	RCT
<b>Participants</b>	20 women with cardiovascular disease
<b>Interventions</b>	MBSR vs wait-list control MBSR: 8 x 2 hours per week
<b>Outcomes</b>	Anxiety, emotional control, coping, health locus of control, health related quality of life, cortisol, submaximal exercise response
<b>Key conclusions</b>	Significant effect on anxiety, emotional control and reactive coping. Significant effect on breathing pattern with increased ventilatory efficiency during exercise. No effect on resting levels in hormones.
<b>Notes</b>	Data from exercise tests and hormone measurements published in separate article by Robert-McComb in 2004

Risk of bias table

<b>Bias</b>	<b>Authors' judgement</b>	<b>Support for judgement</b>
Random sequence generation (selection bias)	Unclear risk	Random selection with number 1 & 2, unclear how it was performed



Allocation concealment (selection bias)	Unclear risk	Not reported
Blinding (performance bias and detection bias)	Unclear risk	Not reported
Incomplete outcome data (attrition bias)	Low risk	Only two dropouts one from each group
Selective reporting (reporting bias)	High risk	Relevant outcome data not provided for non-significant outcomes
Other bias	Low risk	No other bias detected

**Vieten 2008**

<b>Methods</b>	RCT
<b>Participants</b>	34 pregnant women with mood problems
<b>Interventions</b>	MBSR vs wait-list control MBSR: 8 x 2 hours per week, exercises adapted to suit pregnant women
<b>Outcomes</b>	Stress, anxiety, affect, affect regulation, mindfulness
<b>Key conclusions</b>	Mindfulness training during pregnancy may significantly reduce anxiety and negative affect
<b>Notes</b>	Intention to treat analysis not reported

**Risk of bias table**

<b>Bias</b>	<b>Authors' judgement</b>	<b>Support for judgement</b>
Random sequence generation (selection bias)	Unclear risk	Not specified
Allocation concealment (selection bias)	Unclear risk	Not specified
Blinding (performance bias and detection bias)	Unclear risk	Not specified
Incomplete outcome data (attrition bias)	Low risk	Small number of missing data
Selective reporting (reporting bias)	Low risk	All outcomes reported
Other bias	Low risk	Large imbalance at baseline, but adjusted for by ANCOVA analysis

**Vøllestad 2011**

<b>Methods</b>	RCT
<b>Participants</b>	76 with different anxiety disorders diagnosed after structured interview, mean age 42, 67% female. Exclusion criteria: Suicidality, substance abuse/dependency, severe mental disorder, other axis 1 disorder as primary diagnoses. Use of anxiolytics, deficit in impulse control assessed by MINI, other concurrent treatment, change of SSRI/MAOI last 3 ms
<b>Interventions</b>	MBSR vs WL MBSR: 8 x 2 1/2 + 6 hour session. Daily practice logs. 77% completed 8 sessions, mean 7.6, mean practice 34 min/dag
<b>Outcomes</b>	Self-report at baseline, post-intervention: BAI, PSWQ, STAI, BDI-II, SCL-90-R, FMMQ
<b>Key conclusions</b>	ITT moderate between-group effect on all outcome measures except sleep disturbance. Effect mediated by mindfulness.
<b>Notes</b>	6 ms follow-up data only for MBSR group and cannot therefore be used in MA.

Risk of bias table

<b>Bias</b>	<b>Authors' judgement</b>	<b>Support for judgement</b>
Random sequence generation (selection bias)	Unclear risk	Method of randomization not described
Allocation concealment (selection bias)	Unclear risk	Not specified
Blinding (performance bias and detection bias)	Unclear risk	Blinding not described
Incomplete outcome data (attrition bias)	Low risk	LOCF used to impute missing data, ITT analyses
Selective reporting (reporting bias)	Low risk	All data reported
Other bias	Low risk	

Weissbecker 2002

<b>Methods</b>	MBSR
<b>Participants</b>	91 women with fibromyalgia
<b>Interventions</b>	MBSR vs wait-list control MBSR: 8 x 2 hours per week

<b>Outcomes</b>	Sense of coherence (SOC), fibromyalgia symptom impact, perceived stress and depression
<b>Key conclusions</b>	Significant increase in SOC in MBSR group correlated to degree of attendance. A higher SOC was significantly related to less distress and depression but SOC did not buffer for the negative effects of fibromyalgia symptoms on psychological distress (as analysed by hierarchical regression).
<b>Notes</b>	Only given full data on SOC variable, same study as Sephton 07

Risk of bias table

<b>Bias</b>	<b>Authors' judgement</b>	<b>Support for judgement</b>
Random sequence generation (selection bias)	Unclear risk	Not reported
Allocation concealment (selection bias)	Unclear risk	Not reported
Blinding (performance bias and detection bias)	Unclear risk	Not reported
Incomplete outcome data (attrition bias)	Low risk	Tested for differential attrition showed no significant differences across treatment & control
Selective reporting (reporting bias)	High risk	full data on perceived stress and depression not given
Other bias	Low risk	No other bias detected

Wells 2013

<b>Methods</b>	RCT
<b>Participants</b>	14 adults (age 55-90 years) with mild cognitive impairment (MCI)
<b>Interventions</b>	MBSR vs. Usual care MBSR: 8 weeks x 2h + one mindfulness retreat day
<b>Outcomes</b>	Seed based functional connectivity and brain morphometry analyses
<b>Key conclusions</b>	MBSR participants had increased functional connectivity between the posterior cingulate cortex and bilateral medial prefrontal cortex and left hippocampus compared to controls. In addition, MBSR participants had trends of less bilateral hippocampal volume atrophy.
<b>Notes</b>	

Risk of bias table

<b>Bias</b>	<b>Authors' judgement</b>	<b>Support for judgement</b>
Random sequence generation (selection bias)	Low risk	block randomization with randomly varying block size to generate treatment assignment
Allocation concealment (selection bias)	Unclear risk	not described
Blinding (performance bias and detection bias)	Low risk	all analyses blinded
Incomplete outcome data (attrition bias)	Low risk	ITT
Selective reporting (reporting bias)	Low risk	
Other bias	Low risk	

Wells 2014

<b>Methods</b>	RCT
<b>Participants</b>	19 people with episodic migraine
<b>Interventions</b>	MBSR (8 x 2hs + 6 h day) vs WL
<b>Outcomes</b>	Primary outcome was change in migraine frequency from baseline to initial follow-up. Secondary outcomes included change in headache severity, duration, self-efficacy, perceived stress, migraine-related disability/impact, anxiety, depression, mindfulness, and quality of life from baseline to initial follow-up
<b>Key conclusions</b>	Although the small sample size of this pilot trial did not provide power to detect statistically significant changes in migraine frequency or severity, secondary outcomes demonstrated a beneficial effect on headache duration, disability, self-efficacy, and mindfulness.
<b>Notes</b>	Results given as median values and cannot be included in the meta-analyses

Risk of bias table

<b>Bias</b>	<b>Authors' judgement</b>	<b>Support for judgement</b>
Random sequence generation (selection bias)	Low risk	Block randomization with a block size of four (ICIC design)

Allocation concealment (selection bias)	Low risk	Sealed opaque envelopes
Blinding (performance bias and detection bias)	Low risk	Data kept from leader of intervention
Incomplete outcome data (attrition bias)	Low risk	ITT
Selective reporting (reporting bias)	Low risk	All data reported
Other bias	Unclear risk	Participants were informed of two randomization points, and that makes it unclear if they are a WL og TAU group

Whitebird 2013

<b>Methods</b>	RCT
<b>Participants</b>	78 family caregivers of people with dementia
<b>Interventions</b>	MBSR (8x2,5 h + 5 h) vs Caregiver Educ support (amount not specified but received weekly information input and also some group discussions)
<b>Outcomes</b>	PSS, CED-S, STAI, Caregiver burden and social support
<b>Key conclusions</b>	MBSR more effective at improving mental health, stress and depression. same effect on anxiety, social support and burden
<b>Notes</b>	

Risk of bias table

Bias	Authors' judgement	Support for judgement
Random sequence generation (selection bias)	Low risk	computer algorithm
Allocation concealment (selection bias)	Unclear risk	not described
Blinding (performance bias and detection bias)	Unclear risk	not described
Incomplete outcome data (attrition bias)	Low risk	ITT
Selective reporting (reporting bias)	Low risk	
Other bias	Low risk	

Williams 2001

<b>Methods</b>	RCT
----------------	-----

<b>Participants</b>	103 community volunteers who were stressed
<b>Interventions</b>	MBSR (2,5x8 + all day) vs Educational group
<b>Outcomes</b>	Daily stress inventory, distress (SCL90) and medical symptoms
<b>Key conclusions</b>	MBSR group significant reduction in stress, distress and medical symptoms
<b>Notes</b>	Used stress map inventory and action plan workbook in the MBSR classes

Risk of bias table

<b>Bias</b>	<b>Authors' judgement</b>	<b>Support for judgement</b>
Random sequence generation (selection bias)	Unclear risk	Not reported
Allocation concealment (selection bias)	Unclear risk	Not reported
Blinding (performance bias and detection bias)	Unclear risk	Not reported
Incomplete outcome data (attrition bias)	Low risk	ITT reported
Selective reporting (reporting bias)	Low risk	All outcome reported in figures
Other bias	Low risk	No other bias detected

Wong 2011

<b>Methods</b>	RCT
<b>Participants</b>	100 Chronic pain patients >3 ms, 18-65ys, mean 48. Exclusion criteria: Other therapies except for pain, Axis I disorders, previous MBSR course, or regular meditation practice or illiterate
<b>Interventions</b>	MBSR vs MPI (multidisciplinary pain I). MBSR: 8 x 2 ½ + 7 hour session. MPI: 8 x 2 ½ + 7 h retreat. Attendance MBSR 7.2 og MPI 8.5.
<b>Outcomes</b>	Self-report at baseline, post-intervention and 3 and 6 ms follow-up. Pain intensity, Pain distress, POMS, CES-D, STAI, SF-12, sick leave
<b>Key conclusions</b>	No difference between the interventions. Both showed reductions in Pain intensity, Pain distress.
<b>Notes</b>	

Risk of bias table

<b>Bias</b>	<b>Authors' judgement</b>	<b>Support for judgement</b>
Random sequence generation (selection bias)	Low risk	Random table in Excel
Allocation concealment (selection bias)	Low risk	Allocation concealed until intervention time
Blinding (performance bias and detection bias)	Low risk	Blinding of outcome assessors and those who analysed the data
Incomplete outcome data (attrition bias)	Unclear risk	Not fully ITT as read from table 3. Unclear handling of missing protocols. Twice as many in MBSR group dropped out.
Selective reporting (reporting bias)	Low risk	All data reported
Other bias	Low risk	

#### Würtzen 2013

<b>Methods</b>	RCT
<b>Participants</b>	336 women with breast cancer 18-75ys, operated within 3-18 ms for stage I-III. Mean age 54 ys. Exclusion criteria: Current active treatment for major psychiatric disorder or other medical condition that would limit participation, diagnosis of another cancer within 10 ys
<b>Interventions</b>	MBSR+ usual care vs usual care MBSR: 8 x 2 + 5 hour session. Training log provided but not reported, attendance not reported
<b>Outcomes</b>	Self-report SCL-90-R depression and anxiety subscales and CES-D, post intervention, and 4 and 10 ms follow-up after the intervention
<b>Key conclusions</b>	Medium to large effect on anxiety and depression at 10 ms. No difference between the interventions.
<b>Notes</b>	Different results on SCL depression and CES-D, possibly because of difference in item content

#### Risk of bias table

<b>Bias</b>	<b>Authors' judgement</b>	<b>Support for judgement</b>

Random sequence generation (selection bias)	Low risk	Computer generated sequences of 10
Allocation concealment (selection bias)	Unclear risk	Not specified
Blinding (performance bias and detection bias)	Unclear risk	Not described
Incomplete outcome data (attrition bias)	Low risk	27 dropped out from the MBSR program (+2 before randomization). No significant differences in distress (mean GSI, scl-90-r) or time since diagnosis between completers and those who dropped out. There were twice as many participants with missing data in the MBSR group at 12 month follow-up as compared to the control group. Comparison between those who provided 12-month follow-up data and those who did not showed no differences in baseline characteristics. Intention to treat analysis was carried out with last observation carried forward for 12-month follow-up data.
Selective reporting (reporting bias)	Low risk	All data reported as specified in trial protocol
Other bias	High risk	Many outcomes reported in different articles but without adjustment for possible type I error

Zernicke 2013

<b>Methods</b>	RCT
<b>Participants</b>	90 IBS, mean age 45, 90% women. Inclusion: >18 ys, English speaking, diagnosed by GI spes. using Rome III criteria. Exclusion: DSM-IV axis I mood, anxiety og psychotic disorder, current use of antipsychotics, past participation in MBSR
<b>Interventions</b>	MBSR+TAU vs TAU. MBSR: 8 x 1 1/2 + 3 hour session. mean Attendance 6 of 9 sessions, reported practice from weekly logs 137min/wk
<b>Outcomes</b>	IBS-SSS, secondary: IBS-QOL, POMS, C-SOCI, Facit-sp
<b>Key conclusions</b>	Both groups improved over time. At 6 ms follow-up MBSR group maintained meaningful reductions in IBS symptoms compared to TAU, although no sign between group difference at follow-up.



	Improvement in mood, QOL and spirituality in both groups over time
<b>Notes</b>	Pre to post intervention drop out 44 and 23% in MBSR and TAU groups

Risk of bias table

<b>Bias</b>	<b>Authors' judgement</b>	<b>Support for judgement</b>
Random sequence generation (selection bias)	Low risk	Computer-based 2-digit random number generator
Allocation concealment (selection bias)	Low risk	See above
Blinding (performance bias and detection bias)	Unclear risk	Not described
Incomplete outcome data (attrition bias)	Low risk	ITT used, when using linear mixed for repeated measures, and analyses of dropouts performed
Selective reporting (reporting bias)	Low risk	All data reported
Other bias	Low risk	

**9.1.2 Characteristics of excluded studies**

Abbey 2003

<b>Reason for exclusion</b>	Not RCT
-----------------------------	---------

Abbott 2006

<b>Reason for exclusion</b>	Unobtainable
-----------------------------	--------------

Alexzander 1989

<b>Reason for exclusion</b>	Not MBSR
-----------------------------	----------

Allen 2006

<b>Reason for exclusion</b>	Not primary study
-----------------------------	-------------------

Alterman 2004

<b>Reason for exclusion</b>	Not RCT
American 2007	
<b>Reason for exclusion</b>	Not primary study
Arch 2013a	
<b>Reason for exclusion</b>	moderator analysis related to Arch 2013 study
Arias 2006	
<b>Reason for exclusion</b>	Not primary study
Arnold 2001	
<b>Reason for exclusion</b>	Not primary study
Arthur 2006	
<b>Reason for exclusion</b>	Not primary study
Astin 2003a	
<b>Reason for exclusion</b>	Measures effect of MBSR in combination with Qi-Gong
Astin 2003b	
<b>Reason for exclusion</b>	Not primary study
Astin 2004	
<b>Reason for exclusion</b>	Not primary study
Azargoon 2010	
<b>Reason for exclusion</b>	Not described as MBSR in abstract (article in Farsi language)
Bahrke 1978	
<b>Reason for exclusion</b>	Not MBSR
Barrows 2002	
<b>Reason for exclusion</b>	Not primary study

Bauer-Wu 2011	
<b>Reason for exclusion</b>	Unobtainable
Berghmans 2012	
<b>Reason for exclusion</b>	Not RCT
Berking 2007	
<b>Reason for exclusion</b>	Not primary study
Bevan 2010	
<b>Reason for exclusion</b>	Not MBSR
Biegel 2009	
<b>Reason for exclusion</b>	Not RCT
Bishop 2002	
<b>Reason for exclusion</b>	Not primary study
Boerstler 1987	
<b>Reason for exclusion</b>	Not primary study
Brach 1992	
<b>Reason for exclusion</b>	Not MBSR
Brandon, 1985	
<b>Reason for exclusion</b>	Not MBSR
Brazier 2006	
<b>Reason for exclusion</b>	Not MBSR
Bremner 2011	
<b>Reason for exclusion</b>	not obtainable
Britton 2007	

<b>Reason for exclusion</b>	Unobtainable, author contacted
Bruckstein 1999	
<b>Reason for exclusion</b>	Not an RCT. Participants could themselves choose which group they would participate in.
Bruning 1987	
<b>Reason for exclusion</b>	Not MBSR
Butler 2006	
<b>Reason for exclusion</b>	Not MBSR
Bögels 2008	
<b>Reason for exclusion</b>	Not RCT
Campbell 2012	
<b>Reason for exclusion</b>	Not MBSR
Carlson 2013	
<b>Reason for exclusion</b>	Not MBSR
Carmody 2006	
<b>Reason for exclusion</b>	not RCT
Carson 2006	
<b>Reason for exclusion</b>	Not primary study
Cathcart 2014	
<b>Reason for exclusion</b>	Not RCT
Chan 2015	
<b>Reason for exclusion</b>	Not MBSR
Chang 2003	
<b>Reason for exclusion</b>	Not MBSR

Cohen-Katz 2004	
<b>Reason for exclusion</b>	Not primary study
Cole 2012	
<b>Reason for exclusion</b>	Not MBSR
Coulter 2002	
<b>Reason for exclusion</b>	Not primary study
Cour 2011	
<b>Reason for exclusion</b>	Unobtainable
Daubenmier 2012	
<b>Reason for exclusion</b>	Not MBSR
Davies 2008	
<b>Reason for exclusion</b>	Not primary study
Davis 2012	
<b>Reason for exclusion</b>	Unobtainable
de la Fuente 2010	
<b>Reason for exclusion</b>	Not MBSR
de la Fuente 2010a	
<b>Reason for exclusion</b>	Not MBSR
Deepak, 1994	
<b>Reason for exclusion</b>	Not MBSR
Delmonte 1985	
<b>Reason for exclusion</b>	Not primary study
Delmonte 1990	

<b>Reason for exclusion</b>	Not primary study
Diamond 1987	
<b>Reason for exclusion</b>	Not primary study
Dosh 2002	
<b>Reason for exclusion</b>	Not primary study
Dreeben 2011	
<b>Reason for exclusion</b>	Unobtainable
Ebell 2001	
<b>Reason for exclusion</b>	Not primary study
Edwards 2003	
<b>Reason for exclusion</b>	Not primary study
Ernst 2008	
<b>Reason for exclusion</b>	Not RCT
Ferren 2004	
<b>Reason for exclusion</b>	Not RCT
Fjorback 2008	
<b>Reason for exclusion</b>	Not primary study
Flanzbaum 2003	
<b>Reason for exclusion</b>	Not MBSR
Foley 2006	
<b>Reason for exclusion</b>	Unobtainable
Frank 2015	
<b>Reason for exclusion</b>	Not RCT

Galantino 2005	
<b>Reason for exclusion</b>	Not RCT
Garland 2007	
<b>Reason for exclusion</b>	Not RCT
Garland 2010	
<b>Reason for exclusion</b>	Not RCT
Garland 2011	
<b>Reason for exclusion</b>	Study protocol
Gaston 1991	
<b>Reason for exclusion</b>	Not MBSR
Gazella 2005	
<b>Reason for exclusion</b>	Not primary study
Goodman 2004	
<b>Reason for exclusion</b>	Primary study reported in Plews-Ogan 2005
Green 2013	
<b>Reason for exclusion</b>	Unobtainable
Greene 1988	
<b>Reason for exclusion</b>	Not MBSR
Grossman 2004	
<b>Reason for exclusion</b>	Not primary study
Grossman 2007	
<b>Reason for exclusion</b>	Not RCT
Haines 2015	

<b>Reason for exclusion</b>	Not MBSR
-----------------------------	----------

Hall 1999

<b>Reason for exclusion</b>	Not MBSR
-----------------------------	----------

Hart 2007

<b>Reason for exclusion</b>	Not primary study
-----------------------------	-------------------

Hassed 2004

<b>Reason for exclusion</b>	Not MBSR
-----------------------------	----------

Haynes 2007

<b>Reason for exclusion</b>	Unobtainable
-----------------------------	--------------

Health & Medicine 2008

<b>Reason for exclusion</b>	Not RCT
-----------------------------	---------

Hebert 2001

<b>Reason for exclusion</b>	Not MBSR, Several sessions lead by psychiatrist addressing issues of coping with breast cancer
-----------------------------	--

Hellman 1990

<b>Reason for exclusion</b>	Not MBSR
-----------------------------	----------

Hick 2010

<b>Reason for exclusion</b>	Not RCT
-----------------------------	---------

Hildenbrand 1986

<b>Reason for exclusion</b>	Not primary study
-----------------------------	-------------------

Hill 2011

<b>Reason for exclusion</b>	Not MBSR
-----------------------------	----------

Hodges 2000

<b>Reason for exclusion</b>	Not primary study
-----------------------------	-------------------



Hoffman 2012a	
<b>Reason for exclusion</b>	Conference abstract of included study Hoffman 2012
Hoge 2013a	
<b>Reason for exclusion</b>	Abstract of included study Hoge 2013
Holzel 2011	
<b>Reason for exclusion</b>	Not RCT
Horrigan 2006	
<b>Reason for exclusion</b>	Not primary study
Horrigan 2007	
<b>Reason for exclusion</b>	Not primary study
Horton-Deutsch 2003	
<b>Reason for exclusion</b>	Not primary study
Horton-Deutsch 2007	
<b>Reason for exclusion</b>	Not RCT
Humphrey 1999	
<b>Reason for exclusion</b>	Not MBSR
Issel 2007a	
<b>Reason for exclusion</b>	Not primary study
Issel 2007b	
<b>Reason for exclusion</b>	Not RCT
Ivanovski 2007	
<b>Reason for exclusion</b>	Not primary study
Jackson 2004	

<b>Reason for exclusion</b>	Unpublished, unobtainable
Jacobs 2003	
<b>Reason for exclusion</b>	Not RCT
Jaltuch 1997	
<b>Reason for exclusion</b>	Unobtainable
Jha 2007	
<b>Reason for exclusion</b>	Not RCT
Johnson 2004	
<b>Reason for exclusion</b>	Not MBSR
Jung 2015	
<b>Reason for exclusion</b>	Not MBSR
Kabat-Zinn 1985	
<b>Reason for exclusion</b>	Not RCT
Kabat-Zinn 1986	
<b>Reason for exclusion</b>	Unobtainable
Kabat-Zinn 1992	
<b>Reason for exclusion</b>	Not RCT
Kabat-Zinn 1998	
<b>Reason for exclusion</b>	Not MBSR (audiotapes only)
Kao 2014	
<b>Reason for exclusion</b>	Not MBSR
Keng 2013	
<b>Reason for exclusion</b>	Not MBSR

Kindlon 1983	
<b>Reason for exclusion</b>	Not MBSR
Kirk 2013	
<b>Reason for exclusion</b>	No health outcome data reported
Koerbel 2007	
<b>Reason for exclusion</b>	Not primary study
Krisanaprakornkit 2006	
<b>Reason for exclusion</b>	Not primary study
Krisanaprakornkit 2007	
<b>Reason for exclusion</b>	Not primary study
Kroese 2005	
<b>Reason for exclusion</b>	Not primary study
Kron 2004	
<b>Reason for exclusion</b>	Not primary study
Kron 2007	
<b>Reason for exclusion</b>	Not primary study
Kulshreshtha 2011	
<b>Reason for exclusion</b>	Unobtainable
Labelle 2015	
<b>Reason for exclusion</b>	Not RCT
Lazar 2011	
<b>Reason for exclusion</b>	Not RCT
Lee 2007	

<b>Reason for exclusion</b>	Not MBSR
Lehto 2014	
<b>Reason for exclusion</b>	Not MBSR
Lerman 2012	
<b>Reason for exclusion</b>	not MBSR (psychoeducation in addition)
Linden 2001	
<b>Reason for exclusion</b>	Not RCT
Liu 2015	
<b>Reason for exclusion</b>	Not MBSR
Loganathan 2007	
<b>Reason for exclusion</b>	Not MBSR
Lombart 1998	
<b>Reason for exclusion</b>	Not RCT
Lopez-Navarro 2015	
<b>Reason for exclusion</b>	Not MBSR
Lundh 2005	
<b>Reason for exclusion</b>	Not primary study
Luskin 2000	
<b>Reason for exclusion</b>	Not primary study
Lynch 2004	
<b>Reason for exclusion</b>	Not RCT
Mackenzie 2006	
<b>Reason for exclusion</b>	Not RCT

Manzoni 2008	
<b>Reason for exclusion</b>	Not primary study
Maras 1984	
<b>Reason for exclusion</b>	Not RCT
Marcus 2001	
<b>Reason for exclusion</b>	Not RCT
Marcus 2007	
<b>Reason for exclusion</b>	Not RCT
Massion 1997	
<b>Reason for exclusion</b>	Unobtainable
Matchim 2007	
<b>Reason for exclusion</b>	Not primary study
Mawani 2014	
<b>Reason for exclusion</b>	Not MBSR
McCarberg 1999	
<b>Reason for exclusion</b>	Not MBSR
McMillan 2002	
<b>Reason for exclusion</b>	Not MBSR
Medical Devices 2008	
<b>Reason for exclusion</b>	Not RCT
Melnyk 2005	
<b>Reason for exclusion</b>	Not primary study
Michalak 2006	

<b>Reason for exclusion</b>	Not primary study
Michalsen 2002	
<b>Reason for exclusion</b>	Not RCT
Moghaddam 2007	
<b>Reason for exclusion</b>	Not MBSR
Monk-Turner 2003	
<b>Reason for exclusion</b>	Not RCT
Monti 2005	
<b>Reason for exclusion</b>	Not MBSR, the art therapy element considered more than an adaption of MBSR
Morone 2005	
<b>Reason for exclusion</b>	Primary study reported in Morone 2008
Morone 2006	
<b>Reason for exclusion</b>	Primary study reported in Morone 2008
Morone 2007	
<b>Reason for exclusion</b>	Not primary study
Mularski 2009	
<b>Reason for exclusion</b>	Not MBSR (addition of CAM)
Mulligan 2004	
<b>Reason for exclusion</b>	Not primary study
Murphy 1986	
<b>Reason for exclusion</b>	Not MBSR
Murphy 1996	
<b>Reason for exclusion</b>	Not primary study

Napoli 2005	
<b>Reason for exclusion</b>	Not MBSR
Nash-McFeron 2006	
<b>Reason for exclusion</b>	not obtainable
Neale 2007	
<b>Reason for exclusion</b>	Not primary study
Nielsen 2006	
<b>Reason for exclusion</b>	Not RCT
Nyklicek 2014	
<b>Reason for exclusion</b>	Not MBSR
Ormrod 1991	
<b>Reason for exclusion</b>	Not MBSR
Ortner 2007	
<b>Reason for exclusion</b>	Not MBSR
Ott 2006	
<b>Reason for exclusion</b>	Not primary study
Ozcelik 2007	
<b>Reason for exclusion</b>	Unobtainable
Palmkron 2008	
<b>Reason for exclusion</b>	Not primary study
Papp 2001	
<b>Reason for exclusion</b>	Not primary study
Paradies 2006	

<b>Reason for exclusion</b>	Not primary study
-----------------------------	-------------------

Patel 1985

<b>Reason for exclusion</b>	Not MBSR
-----------------------------	----------

Paterniti 2008

<b>Reason for exclusion</b>	Not RCT
-----------------------------	---------

Pauzano-Slamm 2005

<b>Reason for exclusion</b>	Not RCT
-----------------------------	---------

Pearl 1994

<b>Reason for exclusion</b>	Not RCT
-----------------------------	---------

Perkins 1998

<b>Reason for exclusion</b>	MBSR and progressive relaxation
-----------------------------	---------------------------------

Phelps 2005

<b>Reason for exclusion</b>	Unobtainable
-----------------------------	--------------

Pinniger 2012

<b>Reason for exclusion</b>	Not MBSR
-----------------------------	----------

Poulin 2005

<b>Reason for exclusion</b>	Not RCT
-----------------------------	---------

Poulin 2008

<b>Reason for exclusion</b>	Not RCT
-----------------------------	---------

Praissman 2008

<b>Reason for exclusion</b>	Not primary study
-----------------------------	-------------------

Proulx 2003

<b>Reason for exclusion</b>	Not primary study
-----------------------------	-------------------



Rainforth 2007	
<b>Reason for exclusion</b>	Not primary study
Ramel 2004	
<b>Reason for exclusion</b>	Not RCT
Randolph 1999	
<b>Reason for exclusion</b>	Not RCT
Ratanasiripong 2012	
<b>Reason for exclusion</b>	Not MBSR
Rhead 1983	
<b>Reason for exclusion</b>	Not RCT
Robinson 2003	
<b>Reason for exclusion</b>	Not RCT
Roeser 2013	
<b>Reason for exclusion</b>	Not MBSR
Rosdahl 2003	
<b>Reason for exclusion</b>	Not RCT
Rosenzweig 2003	
<b>Reason for exclusion</b>	Not RCT
Roth 2004	
<b>Reason for exclusion</b>	Not RCT
Sagula 2004	
<b>Reason for exclusion</b>	Not RCT
Salmon 2004	

<b>Reason for exclusion</b>	Not primary study
Saxe 2001	
<b>Reason for exclusion</b>	Not RCT
Schmidt 2008	
<b>Reason for exclusion</b>	Not RCT
Schure 2008	
<b>Reason for exclusion</b>	Not RCT
Sephton 2011	
<b>Reason for exclusion</b>	Unobtainable
Severtsen 1986	
<b>Reason for exclusion</b>	Not MBSR
Shapiro 1998a	
<b>Reason for exclusion</b>	Primary study reported in Shapiro 1998b
Shapiro 2002	
<b>Reason for exclusion</b>	Unobtainable
Shapiro 2003	
<b>Reason for exclusion</b>	Quasi-experimental due to pre-intervention measures given after randomization and the two treatment options not equivalent and affected answers to pre-intervention protocol
Shapiro 2007	
<b>Reason for exclusion</b>	Not RCT
Sherr 2011	
<b>Reason for exclusion</b>	Moderation study based on Gross 2010 in included studies
Shigaki 2006	

<b>Reason for exclusion</b>	Not primary study
Simpson 2011	
<b>Reason for exclusion</b>	Not RCT, both groups received MBSR and data given for both groups together
Singh 2002	
<b>Reason for exclusion</b>	Not RCT
Singh 2004	
<b>Reason for exclusion</b>	Not RCT
Singh 2006a	
<b>Reason for exclusion</b>	Not RCT
Singh 2006b	
<b>Reason for exclusion</b>	Not RCT
Smith 2004	
<b>Reason for exclusion</b>	Not primary study
Smith 2005a	
<b>Reason for exclusion</b>	Not primary study
Smith 2005b	
<b>Reason for exclusion</b>	Unobtainable
Smith 2007	
<b>Reason for exclusion</b>	Unobtainable
Smith 2008	
<b>Reason for exclusion</b>	Not RCT
Snaith 1998	
<b>Reason for exclusion</b>	Not primary study

Solloway 2007	
<b>Reason for exclusion</b>	Not RCT
Soskis 1989	
<b>Reason for exclusion</b>	Not RCT
Spanos 1980	
<b>Reason for exclusion</b>	Not RCT
Spence 2006	
<b>Reason for exclusion</b>	Not MBSR
Starks 2007	
<b>Reason for exclusion</b>	Unobtainable
Stauffer 2008	
<b>Reason for exclusion</b>	Not RCT
Stefanaki 2015	
<b>Reason for exclusion</b>	Not MBSR
Tacon 2003a	
<b>Reason for exclusion</b>	Not primary study
Tacon 2004	
<b>Reason for exclusion</b>	Not RCT
Tate 1994	
<b>Reason for exclusion</b>	Not RCT
Toneatto 2007	
<b>Reason for exclusion</b>	Not primary study
Tremblay 2008	

<b>Reason for exclusion</b>	Not primary study
Van Dam 2014	
<b>Reason for exclusion</b>	Not MBSR
Victorson 2012	
<b>Reason for exclusion</b>	Not obtainable
von Weiss 2002	
<b>Reason for exclusion</b>	Not primary study
Walach 2007	
<b>Reason for exclusion</b>	Not RCT
Wei 2015	
<b>Reason for exclusion</b>	Not MBSR
Weiss 2005	
<b>Reason for exclusion</b>	Not RCT
Weston 2012	
<b>Reason for exclusion</b>	conference abstract, no data for plotting
Wilson 2000	
<b>Reason for exclusion</b>	Unobtainable
Winbush 2007	
<b>Reason for exclusion</b>	Not primary study
Wong 2009	
<b>Reason for exclusion</b>	Duplicate of Wong 2011
Woods 2014	
<b>Reason for exclusion</b>	Review

Xing-Hua 2013	
<b>Reason for exclusion</b>	Not MBSR
Zernicke 2014	
<b>Reason for exclusion</b>	Not MBSR, online program
Åsberg 2006	
<b>Reason for exclusion</b>	Not primary study

### 9.1.3 Characteristics of studies awaiting classification

Chavooshi 2016	
<b>Methods</b>	
<b>Participants</b>	
<b>Interventions</b>	
<b>Outcomes</b>	
<b>Notes</b>	
Cherkin 2016	
<b>Methods</b>	
<b>Participants</b>	
<b>Interventions</b>	
<b>Outcomes</b>	
<b>Notes</b>	
Faucher 2016	
<b>Methods</b>	
<b>Participants</b>	
<b>Interventions</b>	
<b>Outcomes</b>	
<b>Notes</b>	
George 2015	
<b>Methods</b>	
<b>Participants</b>	

<b>Interventions</b>	
<b>Outcomes</b>	
<b>Notes</b>	

Goldin 2016

<b>Methods</b>	
<b>Participants</b>	
<b>Interventions</b>	
<b>Outcomes</b>	
<b>Notes</b>	

Johns 2016

<b>Methods</b>	
<b>Participants</b>	
<b>Interventions</b>	
<b>Outcomes</b>	
<b>Notes</b>	

Kearney 2016

<b>Methods</b>	
<b>Participants</b>	
<b>Interventions</b>	
<b>Outcomes</b>	
<b>Notes</b>	

Nellson 2016

<b>Methods</b>	
<b>Participants</b>	
<b>Interventions</b>	
<b>Outcomes</b>	
<b>Notes</b>	

Omidi 2014

<b>Methods</b>	
<b>Participants</b>	

<b>Interventions</b>	
<b>Outcomes</b>	
<b>Notes</b>	
Pargaonkar 2015	
<b>Methods</b>	
<b>Participants</b>	
<b>Interventions</b>	
<b>Outcomes</b>	
<b>Notes</b>	
Zhang 2016	
<b>Methods</b>	
<b>Participants</b>	
<b>Interventions</b>	
<b>Outcomes</b>	
<b>Notes</b>	

---

## 9.2 Summary of findings tables

---

### 9.2.1 Table 1: Study characteristics with measurement scales

Table 1 is presented in section 4.1.1



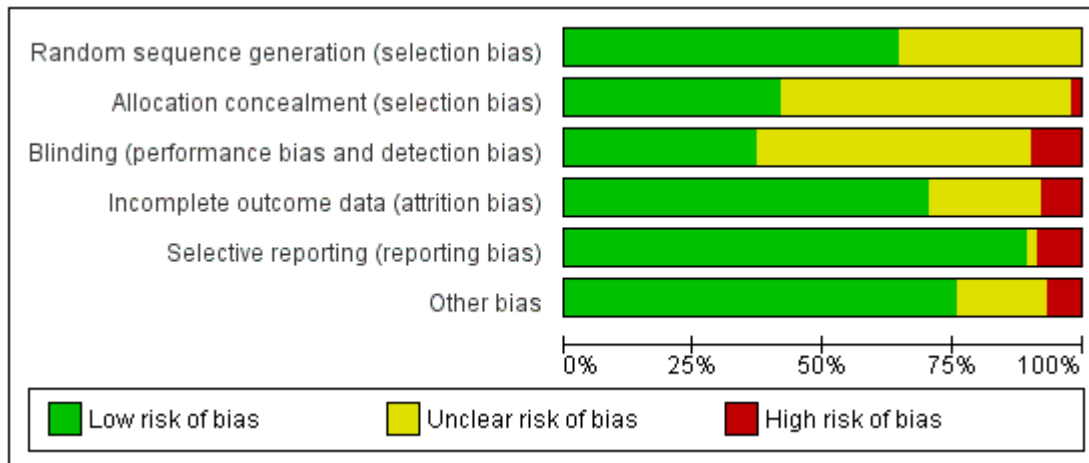
---

# 10. Data and analyses

---

## 10.1 Methodological quality graph

---



Review authors' judgments about each methodological quality item presented as percentages across all included studies.

**Figure 2: Methodological quality graph**

---

## 10.2 Methodological quality summary

---

	Random sequence generation (selection bias)	Allocation concealment (selection bias)	Blinding (performance bias and detection bias)	Incomplete outcome data (attrition bias)	Selective reporting (reporting bias)	Other bias
Alterman 2004	+	?	-	+	-	-
Amutio 2015	+	?	?	+	+	+
Anderson 2007	?	?	?	+	+	+
Arch 2013	+	+	+	+	+	+
Arefnasab 2013	+	?	?	?	+	?
Astin 1997	+	?	-	?	-	+
Baker 2014	+	+	?	+	+	?
Banth 2015	?	?	?	-	+	?
Barrett 2012	+	+	?	+	+	+
Blom 2014	+	+	?	?	+	+
Bränström 2010	+	+	?	+	+	+
Brown 2013	?	?	?	-	+	+
Carmody 2011	+	+	+	+	+	+
Carson 2004	?	?	?	+	+	+

Cohen-Katz 2005	?	?	?	-	+	?
Corsica 2014	?	?	?	+	+	+
Creswell 2009	?	?	+	+	+	+
Creswell 2012	+	?	+	?	+	+
Davidson 2003	?	?	?	?	-	?
de Veer 2009	+	-	+	-	+	-
de Vibe 2006	+	-	-	+	+	?
de Vibe 2013	+	+	+	+	+	?
Duncan 2012	+	+	?	+	+	+
Dykens 2014	+	+	?	+	+	+
Erogul 2014	+	+	?	?	+	+
Esmer 2010	?	?	+	?	+	+
Farb 2013	?	?	?	?	+	+
Flook 2013	?	?	+	+	+	?
Fogarty 2015	+	?	+	+	+	+
Frisvold 2009	+	?	?	+	+	+
Garland 2014	+	+	+	+	+	+
Gaylord 2011	+	+	+	+	+	+
Gayner 2011	+	+	?	+	+	+
Goldin 2012	+	?	?	?	+	+
Gross 2010	+	+	-	+	+	+
Gross 2011	+	+	?	+	+	+
Grossman 2010	+	+	+	+	+	+

Hartmann 2012	?	?	?	+	+	+
Henderson 2012	+	?	?	+	+	+
Hoffman 2012	+	+	+	+	+	+
Hoge 2013	?	?	+	+	+	+
Hou 2014	+	+	+	?	+	+
Huang 2015	+	?	?	+	+	+
Hughes 2013	+	+	+	+	+	+
Jain 2007	+	+	?	+	+	+
Jazaieri 2012	+	?	?	+	+	+
Jedel 2015	+	+	+	+	+	+
Jensen 2012	?	?	+	+	+	?
Johansson 2012	?	?	?	?	+	+
Johns 2015	+	+	+	?	+	+
Kang 2009	+	?	+	-	+	?
Kearney 2013	?	+	?	+	+	+
Kilpatrick 2011	?	?	?	+	+	+
Klatt 2008	+	?	-	+	+	+
Koszycki 2007	?	?	+	+	+	+
la Cour 2015	+	+	-	+	+	?
Lengacher 2009	+	?	-	+	?	-
Lengacher 2014	?	?	?	+	+	+
Lengacher 2014a	+	+	?	+	+	+
MacCoon 2012	+	+	+	?	+	?

Majid 2012	?	?	?	?	+	?
Malarkey 2013	+	+	+	+	-	+
Manotas 2012	?	?	?	?	+	+
Moritz 2006	+	+	+	+	-	+
Morone 2008	+	+	+	+	+	+
Moss 2015	+	+	+	+	+	?
Moynihan 2013	+	?	?	?	+	+
Murphy 1994	?	?	?	+	+	+
Murray 2004	?	?	-	-	+	+
Neece 2014	+	?	?	+	?	+
Nyklicek 2008	+	+	+	+	+	+
Nyklicek 2013	+	+	+	+	+	+
Oman 2008	+	+	?	+	+	-
Ong 2014	?	+	+	+	+	+
Pbert 2012	+	?	+	+	+	+
Pickut 2013	?	?	?	+	+	+
Pipe 2009	+	?	?	+	+	-
Plews-Ogan 2005	+	?	-	-	-	+
Polusny 2015	+	+	+	+	+	+
Pradhan 2007	+	+	+	+	+	+
Reich 2014	+	?	?	?	+	+
Robins 2012	?	?	?	+	+	+

Rosenkranz 2013	?	?	?	?	-	?
Schmidt 2011	+	+	+	+	+	?
SeyedAlinaghi 2012	+	+	?	-	+	+
Shapiro 1998	?	?	+	?	+	+
Shapiro 2005	?	?	-	?	+	+
Song 2015	?	?	?	?	+	?
Specca 2000	+	+	?	+	+	+
Surawy 2005	?	?	?	+	+	-
Tacon 2003	?	?	?	+	-	+
Vieten 2008	?	?	?	+	+	+
Vøllestad 2011	?	?	?	+	+	+
Weissbecker 2002	?	?	?	+	-	+
Wells 2013	+	?	+	+	+	+
Wells 2014	+	+	+	+	+	?
Whitebird 2013	+	?	?	+	+	+
Williams 2001	?	?	?	+	+	+
Wong 2011	+	+	+	?	+	+
Würzen 2013	+	?	?	+	+	-
Zernicke 2013	+	+	?	+	+	+

Figure 3. Methodological quality summary: review authors' judgments about each methodological quality item for each included study.

# 11. Appendices

## 11.1 Appendix 1: Study inclusion and exclusion form

STUDY INCLUSION AND EXCLUSION FORM MBSR REVIEW					
Reference ID:		Reviewer ID:      Date:			
Author:		Year of publication:			
1.	Reported data from a primary study	Yes	No	Uncertain	Notes
2.	Two or more groups randomised to intervention or control				
3.	The intervention is described as MBSR				
4.	The duration of the MBSR intervention is 8 weeks				
5.	The study population includes adults				
6.	The study aims to estimate/measure the effect of MBSR only (E.g. exclusion criteria is MBSR plus something else vs. no intervention)				
7.	Study reports numeric data on at least one indicator of health, quality of life or social function				
8.	The study is included				
Additional comments:					

## 11.2 Appendix 2: Coding and data extraction form

CODING AND DATA EXTRACTION FORM MBSR REVIEW	
Reference ID:	Reviewer ID:
Study ID:	Date:
Year of Publication:	

<b>Author:</b>
<b>Notes:</b>
<b>STUDY DESIGN</b>
<b>1. Intervention group(s) were formed by:</b>
Random assignment:
Other (specify):
Not reported:
Description unclear
<b>2. Control group(s) were formed by:</b>
Random assignment:
Other (specify):
Not reported:
Description unclear:
<b>3. If random assignment specify:</b>
Individual randomisation:
Cluster (group) randomisation:
Other (specify):
Not reported:
Description unclear:
<b>4. How was random assignment performed?</b>
Computer generated:
Random numbers table:
Coins/dice/shuffling:
Other (Specify):
Not reported:
Unclear description:
<b>5. What method was used to conceal the allocation sequence?</b>
(Was allocation adequately concealed, could assignments have been predicted?)
Sealed numbered/ coded envelope:
Telephone:
No concealment:
Other (specify):
Not stated:
Unclear description:
<b>Blinding of intervention</b> – not applicable due to the nature of the intervention



<b>6. Were the outcome assessors' blinded?</b> (Assessors unaware of assignment when collecting outcome measures)				
Yes:				
No:				
Not reported:				
Unclear from description:				
<b>7. Other concerns about bias?</b>				
If yes describe here:				
<b>PARTICIPANTS</b>				
<b>8. Target population: Type of primary health problem/condition:</b>				
Clinical:				
Non-Clinical:				
(Such as students, inmates, impoverished inner city dwellers and corporate employees.)				
<b>9. Are inclusion criteria for study participation mentioned?</b>				
NO:				
YES:				
If yes, describe see below:				
If clinical, specify main problem:				
- Cardiovascular:				
- Musculoskeletal:				
- Psychological:				
- Oncology:				
- Respiratory:				
- Rheumatological:				
- Other (specify):				
If non-clinical, specify:				
Both clinical and non-clinical, specify:				
<b>10. Are exclusion criteria for study participation mentioned?</b>				
NO:				
YES:				
If yes, describe (cite pg. no.):				
<b>STUDY SAMPLE</b>				
<b>11. Number of cases in sample</b>	MBSR n= (Add columns as required)	Control n=	Total n=	Notes & pp. no.

		(Add columns as required)		
a. Eligible sample size				
b. Number randomised				
c. In final sample at start of treatment				
d. Completed treatment				
e. End point measurement				
f. % Attrition and reasons				

**BASELINE CHARACTERISTICS OF PARTICIPANTS**

**12. Were there any differences between program and control groups at baseline?**

Yes (describe differences):

No:

Not reported:

**13. Was there any analysis of differences between completers and dropouts in the MBSR group?**

Yes (describe differences):

No:

Not reported:

**14. Was there any analysis of differences between completers and dropouts in the control group?**

Yes (describe differences):

No:

Not reported:

**15. Was intention to treat analysis used by investigators?**

Yes:

No:

Not reported :

If yes, describe:

(E.g. last measure used, or analysis explores best and worst measure scenarios etc.)

**20. OUTCOME CHARACTERISTICS**

Instrument/unit	Outcome definition	Timing of measurement			
		<3months	3-6 months	> 6-12 months	>12 months
	What does the scale measure, e.g. stress, depression, or a combination? Direction of scale. Is the described as validated? Cite how the study has described this outcome.	State exact times within the categories below			
1.					
2.					
3.					
4.					
5.					
6.					
7.					
8.					
9.					
10.					

**21. RESULTS: Data will be extracted as reported and entered in excel and exported into revman5**

Outcome	Intervention group 1		Control 1		Between group analysis
	Baseline	Final	Baseline	Final	Values for
	Median	Median	Median	Median	p
	Mean	Mean	Mean	Mean	df
	(SD)	(SD)	(SD)	(SD)	t
	(SMD)	(SMD)	(SMD)	(SMD)	f
	(SE)	(SE)	(SE)	(SE)	other
1.					
2.					
3.					
4.					

5.					
6.					
7.					
8.					
9.					
10.					

**22. Outcome bias**

Are there outcomes that were measured but not report?

If yes, are reasons reported?

**23. Miscellaneous:**

Specific source of funding

- Pharmaceutical industry:

- Internal funds:

- Professional org.:

- Other industry:

- Government:

- Other (specify):

Key conclusions of study authors:

Special comments by study authors:

Comments by reviewers:

Reference to other studies:

Contact details of the authors:

Need to contact authors:

If yes list issue(s), content and date contacted:

Additional comments:

### 11.3 Appendix 3: Search terms

**PsycINFO 1806 to October Week 2 2015**  
**21.10.2015**

1	meditation/
2	meditat*.ti,ab.
3	mindfulness/
4	mindfulnes*.ti,ab.
5	mbsr*.ti,ab.
6	or/1-5
7	empirical methods/
8	experimental methods/
9	quasi experimental methods/
10	experimental design/
11	between groups design/
12	followup studies/
13	repeated measures/
14	experiment controls/
15	experimental replication/
16	exp "sampling (experimental)"/
17	placebo/
18	clinical trials/
19	treatment effectiveness evaluation/
20	experimental replication.md.
21	followup study.md.
22	prospective study.md.
23	treatment outcome clinical trial.md.
24	placebo*.tw.
25	randomi?ed controlled trial*.tw.
26	rct.tw.
27	random allocation.tw.
28	(randomly adj1 allocated).tw.
29	(allocated adj2 random).tw.
30	((singl* or doubl* or treb* or tripl*) adj (blind* or mask*)).tw.
31	(clinic* adj (trial? or stud*)).tw.

32	or/7-31
33	comment reply.dt.
34	editorial.dt.
35	letter.dt.
36	clinical case study.md.
37	nonclinical case study.md.
38	animal.po.
39	human.po.
40	38 not (38 and 39)
41	or/33-37,40
42	32 not 41
43	6 and 42
44	("2013" or "2014" or "2015").dp,up,yr.
45	43 and 44

**Ovid MEDLINE(R) In-Process & Other Non-Indexed Citations and Ovid MEDLINE(R) 1946 to Present**  
**21.10.2015**

1	Meditation/
2	Mindfulness/
3	meditat*.ti,ab.
4	mindfulnes*.ti,ab.
5	mbsr*.ti,ab.
6	or/1-5
7	randomized controlled trial.pt.
8	controlled clinical trial.pt.
9	randomized.ab.
10	placebo.ab.
11	drug therapy.fs.
12	randomly.ab.
13	trial.ab.
14	groups.ab.
15	or/7-14
16	exp animals/ not humans.sh.
17	15 not 16
18	6 and 17
19	("2013" or "2014" or "2015").dc,dp,ed,rd,up,yr.
20	18 and 19

**Embase 1974 to 2015 October 20  
21.10.2015**

1	meditation/
2	meditat*.ti,ab.
3	mindfulness/
4	mindfulness*.ti,ab.
5	mbsr*.ti,ab.
6	or/1-4
7	clinical trial/
8	randomized controlled trial/
9	randomization/
10	double blind procedure/
11	single blind procedure/
12	crossover procedure/
13	placebo/
14	placebo effect/
15	placebo*.tw.
16	randomi?ed controlled trial*.tw.
17	rct.tw.
18	random allocation.tw.
19	randomly allocated.tw.
20	allocated randomly.tw.
21	(allocated adj2 random).tw.
22	single blind*.tw.
23	double blind*.tw.
24	((treble or triple) adj blind*).tw.
25	prospective study/
26	or/7-25
27	case study/
28	case report.tw.
29	abstract report/
30	letter/
31	human/
32	nonhuman/
33	animal/
34	animal experiment/

35	or/32-34
36	35 not (31 and 35)
37	or/27-30,36
38	26 not 37
39	6 and 38
40	("2013" or "2014" or "2015").dd,dp,rd,yr.
41	39 and 40

**AMED (Allied and Complementary Medicine) 1985 to October 2015**  
**21.10.2015**

1	meditation/
2	meditat*.ti,ab.
3	mindfulnes*.ti,ab.
4	mbsr*.ti,ab.
5	or/1-4
6	("2013" or "2014" or "2015").up,yr.
7	5 and 6

**Cochrane Central Register of Controlled Trials (CENTRAL) (Wiley)**  
**22.10.2015**

- #1 MeSH descriptor: [Meditation] explode all trees
- #2 MeSH descriptor: [Mindfulness] explode all trees
- #3 (meditat\* or mindfulnes\* or mbsr\*):ti,ab,kw
- #4 #1 or #2 or #3 Publication Year from 2013 to 2015, in Trials

**CINAHL (Ebsco)**  
**27.10.2015**

- S12 S5 AND S11
- S11 S6 OR S7 OR S8 OR S9 OR S10
- S10 AB compar\* N2 (study or studies)
- S9 TI compar\* N2 (study or studies)
- S8 AB random\* or control\* or trial\* or group\* or placebo\* or experiment\* or evaluat\* or prospectiv\*
- S7 TI random\* or control\* or trial\* or group\* or placebo\* or experiment\* or evaluat\* or prospectiv\*
- S6 SU randomized controlled trials
- S5 S1 OR S2 OR S3 OR S4
- S4 AB meditat\* or mindfulnes\* or mbsr\*
- S3 TI meditat\* or mindfulnes\* or mbsr\*
- S2 SU mindfulness
- S1 SU meditation

**Ovid Nursing Full Text Plus 1950 to October 2015**  
**21.10.2015**

1	meditation/
2	mindfulness-based stress reduction/
3	meditat*.ti,ab.



4	mindfulness*.ti,ab.
5	mbsr*.ti,ab.
6	or/1-4
7	("2013" or "2014" or "2015").cd,dp,ed,rd,up,yr.
8	6 and 7

<p><b>ProQuest-</b> <b>-British Nursing Index</b></p>
<p><b>-ERIC</b> <b>-ProQuest Medical Library</b> <b>-ProQuest Nursing &amp; Allied Health Source</b> <b>-ProQuest Psychology Journals</b> <b>27.10.2015</b></p>
<p>ti((meditat* OR mindfulness* OR mbsr*) AND (random* OR control* OR trial* OR group* OR placebo* OR experiment* OR evaluat*)) OR ab((meditat* OR mindfulness* OR mbsr*) AND (random* OR control* OR trial* OR group* OR placebo* OR experiment* OR evaluat*))Limits applied Narrowed by: Entered date: 2013 - 2015</p>
<p><b>Web of Science®</b> <b>21.10.2015</b></p>
<p># 3 #2 AND #1 Indexes=SCI-EXPANDED, SSCI, A&amp;HCI, CPCI-S, CPCI-SSH Timespan=2013-2015</p>
<p># 2 TOPIC: (randomized) OR TOPIC: (placebo) OR TOPIC: (randomly) OR TOPIC: (trial) OR TOPIC: (groups) OR TOPIC: (controlled) Indexes=SCI-EXPANDED, SSCI, A&amp;HCI, CPCI-S, CPCI-SSH Timespan=All years</p>
<p># 1 TOPIC: (meditat*) OR TOPIC: (mindfulness*) OR TOPIC: (mbsr*) Indexes=SCI-EXPANDED, SSCI, A&amp;HCI, CPCI-S, CPCI-SSH Timespan=All years</p>
<p><b>SveMed+</b> <b>22.10.2015</b></p>
<p>1 exp:"meditation" 2 exp:"mindfulness" 3 medit* 4 mindfulness* 5 mbsr* 6 #1 OR #2 OR #3 OR #4 OR #5</p>
<p><b>Social Services Abstracts (ProQuest)</b> <b>22.10.2015</b></p>
<p>(su(meditation) OR su(mindfulness) OR ti(meditat* OR mindfulness* OR mbsr*) OR ab(meditat* OR mindfulness* OR mbsr*)) AND pd(20130101-20151231)</p>
<p><b>Sociological Abstracts (ProQuest)</b> <b>21.10.2015</b></p>
<p>((su(meditation) OR su(mindfulness) OR ti(meditat* OR mindfulness* OR mbsr*) OR ab(meditat* OR mindfulness* OR mbsr*)) AND (su("randomized controlled trials") OR su(placebo) OR ti((random* OR control* OR trial* OR group* OR placebo* OR experiment* OR evaluat*)) OR ab((random* OR control* OR trial* OR group* OR placebo* OR experiment* OR evaluat*)) OR ti(prospectiv* OR (compar* within 2 (trial* OR study OR studies)))) OR ab(prospectiv* OR (compar* within 2 (trial* OR study OR studies)))) AND pd(20130101-20151231)</p>
<p><b>International Bibliography of the Social Sciences (Ovid)</b> <b>27.10.2015</b></p>
<p>(su(meditation) OR su(mindfulness) OR ti((meditat* OR mindfulness*)) OR ab((meditat* OR mindfulness*)) OR ti(mbsr*) OR ab(mbsr*)) AND (ti((random* OR control*)) OR</p>

ab((random\* OR control\*)) OR ti((trial\* OR group\*)) OR ab((trial\* OR group\*)) OR  
ti((placebo\* OR experiment\*)) OR ab((placebo\* OR experiment\*)) OR ti((evaluat\* OR  
prospectiv\*)) OR ab((evaluat\* OR prospectiv\*)) OR ti(compar\*NEAR/2 study OR studies))  
AND pd(20130101-20151231)

### About this review

Stress and stress-related mental health problems are major causes of illness and disability. Mindfulness-based stress reduction (MBSR) is a group-based health promotion intervention to improve health and the way people deal with stress and life's challenges. The core ingredient is mindfulness training through physical and mental exercises practiced daily for eight weeks. The mindful non-judgmental attitude of being present with what arises is practiced in the formal exercises and in everyday situations.

This review assesses the effect of MBSR programs on outcome measures of mental and physical health, quality of life and social functioning in adults.