

# Catalysis Science & Technology

Accepted Manuscript



This article can be cited before page numbers have been issued, to do this please use: A. Yu. Mitrofanov, A. V. Murashkina, I. Martín-García, F. Alonso and I. P. Beletskaya, *Catal. Sci. Technol.*, 2017, DOI: 10.1039/C7CY01343D.



This is an Accepted Manuscript, which has been through the Royal Society of Chemistry peer review process and has been accepted for publication.

Accepted Manuscripts are published online shortly after acceptance, before technical editing, formatting and proof reading. Using this free service, authors can make their results available to the community, in citable form, before we publish the edited article. We will replace this Accepted Manuscript with the edited and formatted Advance Article as soon as it is available.

You can find more information about Accepted Manuscripts in the [author guidelines](#).

Please note that technical editing may introduce minor changes to the text and/or graphics, which may alter content. The journal's standard [Terms & Conditions](#) and the ethical guidelines, outlined in our [author and reviewer resource centre](#), still apply. In no event shall the Royal Society of Chemistry be held responsible for any errors or omissions in this Accepted Manuscript or any consequences arising from the use of any information it contains.

# Formation of C-C, C-S and C-N bonds catalysed by supported copper nanoparticles

View Article Online

DOI: 10.1039/C7CY01343D

Received 00th January 20xx,  
Accepted 00th January 20xx

DOI: 10.1039/x0xx00000x

www.rsc.org/

Alexander Yu. Mitrofanov,<sup>a</sup> Arina V. Murashkina,<sup>a</sup> Iris Martín-García,<sup>b</sup> Francisco Alonso<sup>b,\*</sup> and Irina P. Beletskaya<sup>a,\*</sup>

Transition-metal catalysed cross-coupling reactions are still dominated by palladium chemistry. Within the recent past, copper has gained ground to palladium by virtue of its cheaper price and equivalent function in certain reactions. Four catalysts consisting of copper nanoparticles on zeolite, titania, montmorillonite and activated carbon have been tested in three palladium- and ligand-free cross-coupling reactions to form carbon-carbon, carbon-sulfur and carbon-nitrogen bonds. CuNPs/zeolite has been found to be the best one in the Sonogashira reaction of aryl iodides and arylacetylenes, as well as in the coupling of aryl halides with aryl and alkyl thiols, being reusable in both cases. However, the arylation of nitrogen-containing heterocycles (imidazole, pyrazole, benzimidazole and indole) has been better accomplished with CuNPs/titania, albeit CuNPs/activated carbon showed better recycling properties. The catalytic activity of the nanostructured catalysts has been compared with that of twelve commercial copper catalysts, with the former outperforming the latter in the three types of reactions studied.

## Introduction

The copper-catalysed formation of carbon-carbon and carbon-heteroatom bonds is not only a simple renaissance of Ullmann's chemistry; it is a new area of transition-metal catalysed reactions where copper sometimes competes with palladium and often reveals quite different behaviour.<sup>1</sup> There are many Cu(I) and Cu(II) derivatives, such as salts, oxides, or complexes with ligands which are widely used in catalysis. Even though many of these catalytic systems helped to overcome some of the main drawbacks of the traditional copper-promoted procedures, the homogeneous nature of the catalysis hampers the recovery and reuse of these catalysts and their practical applicability,<sup>2</sup> mainly in the synthesis of drug molecules,<sup>3</sup> which must be free of any residual metal. Consequently, heterogeneous copper catalysis has attracted a great deal of attention in recent years. There are many examples in the literature about the utility of heterogeneous copper-based catalysts in cross-coupling reactions, most of them based on copper complexes with functionalised ligands immobilised on different supports.<sup>4</sup> Still, these catalytic systems require the synthesis of specialised ligands, immobilisation and copper complex formation steps that, often, may catalyse a narrow scope of reactions. In this sense, catalytic systems which rely on Cu nanoparticles (CuNPs) may be a good alternative to immobilised complexes because of their high surface-to-volume ratio, which confers them a higher reactivity and selectivity when compared with the bulk catalysts.<sup>5</sup> Although it is difficult to separate nanoparticles by the practice of standard methods due to their nanometric size,<sup>6a</sup> immobilisation on inorganic supports not only favours

their stabilisation and dispersion but separation from the reaction medium.<sup>6b-6f</sup>

Immobilised copper nanoparticles obtained by various methods and on different supports have demonstrated to be versatile and reusable catalysts for a wide range of reactions, including cross-coupling reactions forming carbon-carbon and carbon-heteroatom bonds (C-N, C-O, C-S, C-P),<sup>4,7</sup> oxidative coupling reactions,<sup>8</sup> as well as multicomponent reactions.<sup>9</sup> In this work, we set out a broad synthetic application of some copper-based nanocatalysts supported on four different materials: a carbonaceous material (activated carbon),<sup>10</sup> a ceramic metal oxide (nanosized titania),<sup>11</sup> a clay mineral (montmorillonite-K10)<sup>12</sup> and a microporous zeolite (sodium Y zeolite).<sup>13</sup> In particular, we have already demonstrated the great versatility of activated carbon<sup>14</sup> and titania<sup>15</sup> as supports for metal nanoparticles in catalytic organic reactions. Herein, the support-dependent catalytic behaviour has been evaluated in the Sonogashira-Hagihara reaction and in the coupling of aryl halides with thiols and azoles. To the best of our knowledge, such a comparative study involving four supports of different nature has never been reported for these type of reactions.

## Results and discussion

### Catalyst preparation and characterisation

The CuNPs-based catalysts were prepared following the arene-catalysed<sup>16</sup> chemical reduction of metal salts, namely:<sup>9b</sup> anhydrous CuCl<sub>2</sub> was rapidly reduced with lithium metal and a catalytic amount of 4,4'-di-*tert*-butylbiphenyl (DTBB) in THF at room temperature, followed by the addition of the support. The resulting mixture was filtered, washed and dried.<sup>9b</sup>

The full characterisation of copper nanoparticles on activated carbon (CuNPs/C)<sup>9b</sup> and copper nanoparticles on zeolite Y (CuNPs/ZY)<sup>8b</sup> was already reported in the literature (see also the ESI). The copper nanoparticles on titania (CuNPs/TiO<sub>2</sub>) and copper nanoparticles on montmorillonite (CuNPs/MK-10)<sup>12b</sup> were characterised by means of transmission electron microscopy (TEM), energy-dispersive X-ray spectroscopy (EDX)

<sup>a</sup> Department of Chemistry, Moscow State University, Leninskie Gory, GSP-1, Moscow 119991, Russia; E-mail: beletska@org.chem.msu.ru

<sup>b</sup> Instituto de Síntesis Orgánica (ISO) and Departamento de Química Orgánica, Facultad de Ciencias, Universidad de Alicante, Apdo. 99, 03080 Alicante, Spain; E-mail: falonso@ua.es

Electronic Supplementary Information (ESI) available: [catalysts characterisation, experimental procedures, spectroscopic data and NMR spectra of the new compounds]. See DOI: 10.1039/x0xx00000x

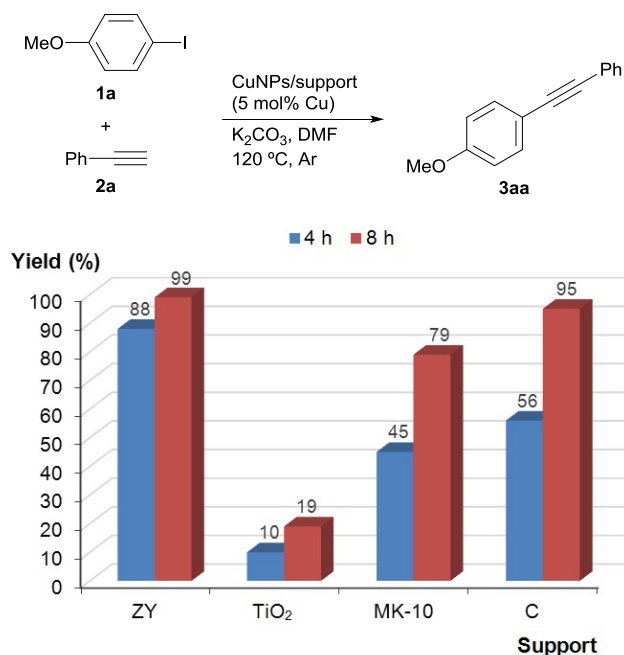
and X-ray photoelectron spectroscopy (XPS) (see the ESI). In general, all catalysts unveiled the presence of well dispersed spherical nanoparticles on the supports, with average sizes in the range of 1–6 nm. Analysis by XPS revealed that the surface of the CuNPs in all catalysts is oxidised and consists of both Cu(I) and Cu(II) oxides for CuNPs/C and CuNPs/ZY, mainly Cu(I) oxide for Cu/TiO<sub>2</sub> and Cu(II) oxide for CuNPs/MK-10. The following copper loadings and BET areas were determined by inductively coupled plasma optical emission spectroscopy (ICP-OES) and adsorption isotherms, respectively, for the different catalysts: CuNPs/C (3.5 wt%, 1224 m<sup>2</sup>g<sup>-1</sup>), CuNPs/TiO<sub>2</sub> (1.9 wt%, 119 m<sup>2</sup>g<sup>-1</sup>), CuNPs/ZY (3.0 wt%, 621 m<sup>2</sup>g<sup>-1</sup>) and CuNPs/MK-10 (1.7 wt%, 89 m<sup>2</sup>g<sup>-1</sup>).

### The Sonogashira-Hagihara reaction

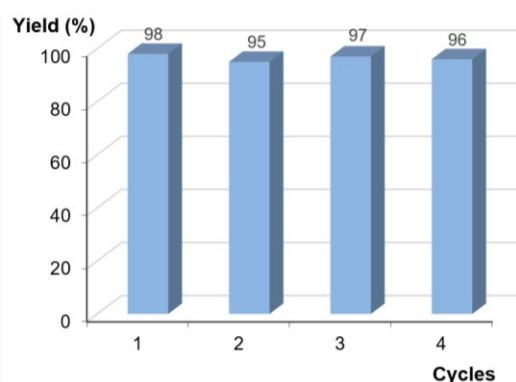
The Sonogashira-Hagihara reaction can be considered one of the most widely practiced strategies to synthesise alkyl and aryl acetylenes as well as conjugated enynes. In this scenario, palladium has always occupied a leading position as the catalytic metal.<sup>17</sup> Latterly, copper has emerged as a competitive cheaper alternative to palladium, providing in many cases comparable results with simple catalytic systems.<sup>18</sup> In order to investigate the effect of the nature of the support in the Cu-catalysed Sonogashira coupling, 4-iodoanisole (**1a**) and phenylacetylene (**2a**) were chosen as the model substrates. A preliminary screening which considered the solvent, base, temperature and catalyst loading as the variables, allowed to conclude that reactions carried out in DMF at 120 °C using K<sub>2</sub>CO<sub>3</sub> as the base and 5 mol% copper loading were appropriate conditions for comparative purposes of all catalysts. As expected, the catalytic activity of the nanoparticles was found to depend on the nature of the support with significant differences and the following

decreasing order of activity: CuNPs/ZY > CuNPs/C > CuNPs/MK-10 > CuNPs/TiO<sub>2</sub> (Figure 1). The higher activity of CuNPs/ZY and CuNPs/C might be, tentatively, correlated with the larger surface area of these supports and the presence of both Cu(I) and Cu(II) in the catalysts.

The most active catalyst (CuNPs/ZY) was deployed in the coupling reaction of phenylacetylene with different aryl halides at ca. 4 mol% loading [determined from the Cu content (3.0 wt%) and the Cu<sub>2</sub>O/CuO area from XPS (ca. 1:1)] (Table 1). All reaction products were formed in a selective manner with almost quantitative yields from aryl iodides substituted either with electron-withdrawing or electron-donating groups (**3aa-3ea**). As expected, electron-poor aryl iodides were shown to be more reactive than those bearing electron-donating groups in the aromatic ring (compare the reaction times of **1a** and **1b** with those of **1c-1e** and **1k**). The reaction with haloaryl iodides was highly chemoselective towards the C–I bond (**3fa-3ha**). Unfortunately, this catalyst was confirmed to be less efficient in the coupling of aryl bromides (**1i** and **1j**) under the standard conditions. The electronic effect on the more reluctant to react substituted arylacetylenes was also analysed by reaction with 4-iodobenzonitrile (**1c**): the lower the electron-rich character of the arylacetylene, the better the yield obtained (**3cb-3cd**). The heterogeneous nature of CuNPs/ZY facilitated its recovery by centrifugation and recycling. Indeed, the catalyst showed an excellent performance when reused in four consecutive cycles, in the standard reaction of 4-iodoanisole (**1a**) and phenylacetylene (**2a**) (Figure 2), with no discernible variation in the particle size after the fourth cycle (Figure S5, ESI). The hot filtration test after the first run disclosed a leaching of 0.14% of the original copper content (0.01% Cu after the fourth run), as determined by ICP-MS; this leached copper was found to be catalytically inactive.

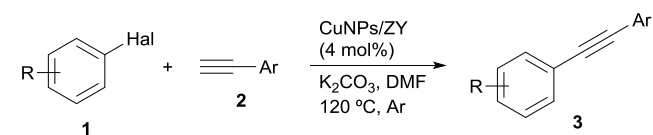


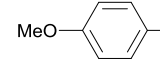
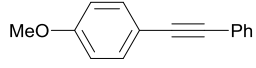
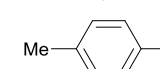
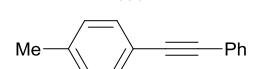
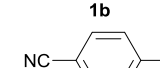
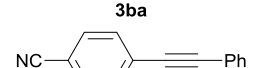
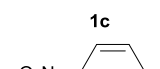
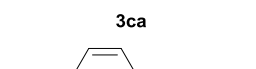
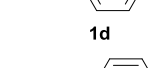
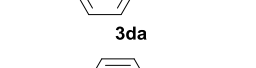
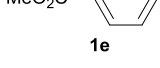
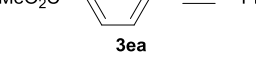
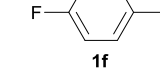
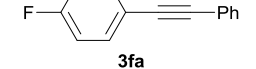
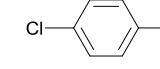
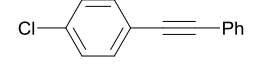
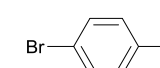
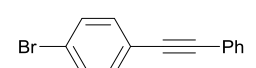
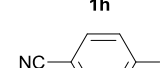
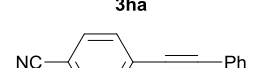
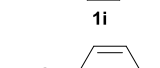
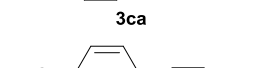
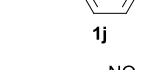
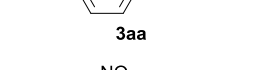
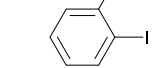
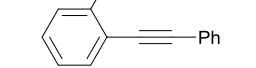
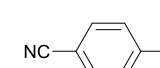
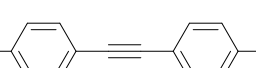
**Fig. 1** Sonogashira coupling of **1a** and **2a** catalysed by CuNPs on different supports; **1a** (0.25 mmol), **2a** (1.5 equiv.), catalyst (5 mol% Cu), K<sub>2</sub>CO<sub>3</sub> (2 equiv.), DMF (1 mL), 120 °C, 4 or 8 h, Ar; yield of **3aa** determined by <sup>1</sup>H NMR.



**Fig. 2** Recycling of CuNPs/ZY in the synthesis of **3aa**.

By comparing the catalytic activity of CuNPs/ZY with that of other catalysts reported in the literature, we can conclude that its activity and that reported by Rothenberg et al. using copper clusters stabilised by tetra-butylammonium acetate (5 mol% Cu, DMF, 110 °C, 24 h) are alike,<sup>19a</sup> e.g., similar reactivity towards various aryl halides. Commercial nano-CuO<sup>19b</sup> manifested lower activity than CuNPs/ZY, given the higher catalyst loading and temperature required for the coupling of aryl iodides (10 mol%, DMSO, 160 °C, 12 h). None of the two

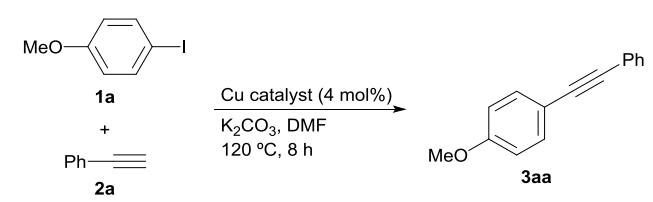
**Table 1** The coupling of aryl halides and arylacetylenes catalysed by CuNPs/ZY.<sup>a</sup>


Aryl halide	t (h)	Product	Yield (%) <sup>b</sup>
	8		99
<b>1a</b>		<b>3aa</b>	
	8		99
<b>1b</b>		<b>3ba</b>	
	4		98
<b>1c</b>		<b>3ca</b>	
	2		95
<b>1d</b>		<b>3da</b>	
	2		98
<b>1e</b>		<b>3ea</b>	
	4		96
<b>1f</b>		<b>3fa</b>	
	4		98
<b>1g</b>		<b>3ga</b>	
	4		98
<b>1h</b>		<b>3ha</b>	
	8 8 <sup>c</sup>		25 60 <sup>c,d</sup>
<b>1i</b>		<b>3ca</b>	
	8		0
<b>1j</b>		<b>3aa</b>	
	2		99
<b>1k</b>		<b>3ka</b>	
	24 <sup>c</sup>		40 <sup>d</sup>
<b>1c</b>		<b>3cb</b>	
	24 <sup>c</sup>		61 <sup>d</sup>
<b>1c</b>		<b>3cc</b>	
	24 <sup>c</sup>		90 <sup>d</sup>
<b>1c</b>		<b>3cd</b>	

<sup>a</sup> Aryl halide (**1**, 0.25 mmol), arylacetylene (**2**, 1.5 equiv.), CuNPs/ZY (ca. 4 mol%) and K<sub>2</sub>CO<sub>3</sub> (0.5 mmol), DMF (1 mL), 120 °C, Ar. <sup>b</sup> <sup>1</sup>H NMR yield. <sup>c</sup> Reaction at 150 °C. <sup>d</sup> Isolated yield.

aforementioned catalysts were reutilised. CuNPs/ZY was not active in the reaction of aryl chlorides with acetylenes,<sup>4</sup> in contrast with Cu(0)NPs/Al<sub>2</sub>O<sub>3</sub> which could catalyse this reaction at room temperature.<sup>7a</sup> The absence of the oxide film on the copper surface seems to be crucial for this enhanced reactivity. Indeed, CuO/Al<sub>2</sub>O<sub>3</sub> not only exhibited relatively lower activity but also was evinced to be non-recyclable, with a copper loss of 63% after the first cycle.<sup>19c</sup> Most importantly, CuNPs/ZY is a clear alternative to PdNPs stabilised by a tris-imidazolium salt<sup>20a</sup> and PdNPs/DNA,<sup>20b</sup> previously described by us, though the latter was far more active in the reaction with aliphatic alkynes under milder conditions.

We believe that every laboratory-made catalyst should be more efficient than the commercial catalysts used for the same purpose in order to justify the time, materials and human resources employed during its preparation. With this principle in mind, we compared the catalytic activity of CuNPs/ZY with that of a wide variety of commercial copper sources in the coupling reaction of 4-iodoanisole (**1a**) and phenylacetylene (**2a**) (Table 2). We were delighted to demonstrate that our catalyst was distinctly superior to the commercial catalysts tested. Only CuOTf and Cu(OTf)<sub>2</sub>, the most expensive substances in Table 2, furnished the coupling product in moderate conversion albeit with the concomitant formation of substantial amounts of the alkyne homocoupling product (1,4-diphenylbuta-1,3-diyne).<sup>21</sup> It is worthwhile mentioning that in the case of our Sonogashira reactions the diyne by-product, if present, was formed in negligible amounts.

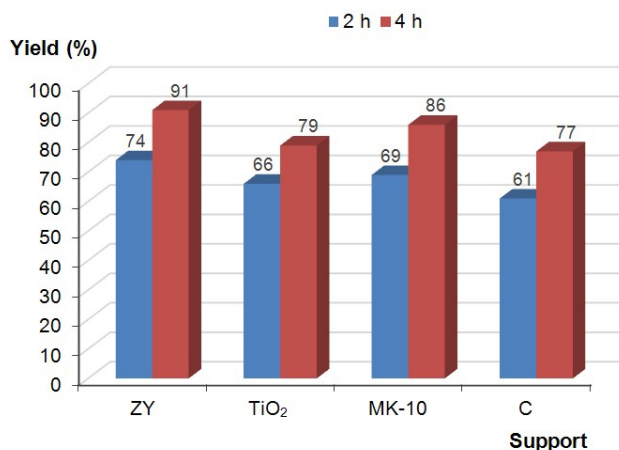
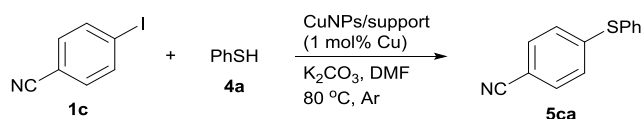
**Table 2** Comparison of CuNPs/ZY with commercial copper catalysts in the Sonogashira reaction.<sup>a</sup>


Entry	Catalyst	Conversion (%) <sup>b</sup>
1	Cu(0)	0
2	Cu <sub>2</sub> O	8
3	CuO	0
4	CuCl	5
5	CuCl <sub>2</sub>	8
6	CuBr	0
7	CuI	4
8	CuOAc	9
9	Cu(OAc) <sub>2</sub>	7
10	CuOTf	50 <sup>c</sup>
11	Cu(OTf) <sub>2</sub>	67 <sup>c</sup>
12	CuBr-SMe <sub>2</sub>	4
<b>13</b>	<b>CuNPs/ZY</b>	<b>99</b>

<sup>a</sup> **1a** (0.25 mmol), **2a** (1.5 equiv.), Cu catalyst (4.0 mol%) and K<sub>2</sub>CO<sub>3</sub> (0.5 mmol), DMF (1 mL), 120 °C, Ar, 8 h. <sup>b</sup> Conversion into **3aa** determined by GLC based on **1a**. <sup>c</sup> The alkyne homocoupling side product 1,4-diphenylbuta-1,3-diyne and **3aa** were obtained in a ca. 1:2 ratio.

## Thiol arylation

Owing to the paramount importance of thioethers in diverse disciplines, the transition-metal catalysed formation of C-S bonds has attracted a great deal of attention lately.<sup>5c,22</sup> We also decided to explore the capability of the supported copper nanoparticles to catalyse the thiophenol arylation; 4-iodobenzonitrile (**1c**) and thiophenol (**4a**) were first studied as model substrates. We were pleased to find that, irrespective of the catalyst, the reaction afforded the coupling product in almost quantitative yield when was carried out in DMF and K<sub>2</sub>CO<sub>3</sub> as the base for 2 h at 120 °C. The presence of air or absence of solvent had a detrimental effect in the conversion. A lower temperature (80 °C) allowed to better bring into comparison the activity of the catalysts. Even so, all catalysts manifested quite analogous activity at relatively low copper loading but, again, CuNPs/ZY was the most active giving the product in 91% yield after 4 h (Figure 3). The reactivity of the catalysts followed the order CuNPs/ZY > CuNPs/MK-10 > CuNPs/TiO<sub>2</sub> ≥ CuNPs/C.



**Fig. 3** The cross coupling of 4-iodobenzonitrile (**1c**) and thiophenol (**4a**) catalysed by CuNPs on different supports; **1c** (0.25 mmol), **4a** (1.5 equiv.), catalyst (1 mol% Cu), K<sub>2</sub>CO<sub>3</sub> (2 equiv.), DMF (1 mL), 80 °C, Ar; yield of **5ca** determined by <sup>1</sup>H NMR.

Although **5ca** was formed in 94% conversion after 4 h at 100 °C, we decided to conduct the substrate scope at 120 °C in order to maximise the yield using CuNPs/ZY at *ca.* 0.7 mol% catalyst loading [as determined from the Cu content (3.0 wt%) and the Cu<sub>2</sub>O/CuO area from XPS (*ca.* 1:1)] (Table 3). Thiophenol (**4a**) was successfully coupled with a series of aryl iodides bearing electron-donating and -withdrawing groups as well as halogens. As expected, 4-iodoanisole (**1a**) reacted more sluggishly giving rise to **5aa** in moderate yield, whereas excellent yield was recorded for 4-iodotoluene (**1b**). Opposite behaviour was noticed for 4-iodobenzonitrile (**1c**) which furnished the expected diaryl thioether **5ac** in only 2 h. The halogenated iodides **1f** and **1g** reacted chemoselectively towards the activation of the C–I bond, producing the

**Table 3** The arylation of thiophenol (**4a**) catalysed by CuNPs/ZY.<sup>a</sup> View Article Online  
DOI: 10.1039/C7CY01343D

Aryl halide	t (h)	Product	Yield (%) <sup>b</sup>
	16		60
	16		97
	2		99
	8		96
	8		96
	16		15
	16		0
	16		0
	16		0
	2		95
	2		99
	2		95
	2		99

<sup>a</sup> Aryl halide (**1**, 0.25 mmol), thiophenol (**4a**, 1.5 equiv.), CuNPs/ZY (0.7 mol%) and K<sub>2</sub>CO<sub>3</sub> (0.5 mmol) in DMF (1 mL) at 120 °C under Ar. <sup>b</sup> <sup>1</sup>H NMR yield.

**Table 4** The thiolation of 4-iodobenzonitrile (**1c**) catalysed by CuNPs/ZY.<sup>a</sup>

Thiol	Product	Yield (%) <sup>b</sup>
		98
		45
		81
		52
		63
		92
		80 <sup>c</sup>
		97 <sup>d</sup>
		60 <sup>c</sup>
		87 <sup>c</sup>

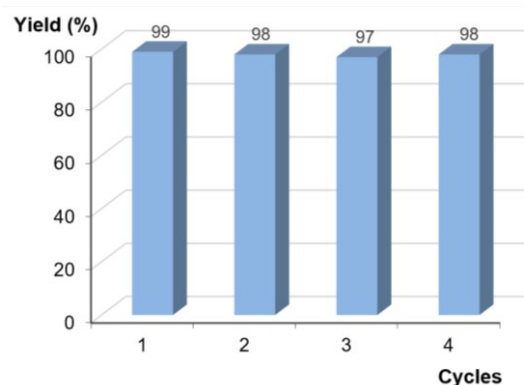
<sup>a</sup> 4-Iodobenzonitrile (**1c**, 0.5 mmol), thiol (**4**, 1.5 equiv.), CuNPs/ZY (0.7 mol%) and K<sub>2</sub>CO<sub>3</sub> (1.0 mmol) in DMF (2 mL) at 100 °C for 4 h under Ar, unless otherwise stated. <sup>b</sup> Isolated yield. <sup>c</sup> Reaction using KOH as the base (1.0 mmol) at 120 °C. <sup>d</sup> Reaction using KOH as the base (1.0 mmol) at 70 °C.

corresponding 4-halogenated thioethers (**5fa** and **5ga**) in near quantitative yield. The presence of electron-donating groups in aryl bromides and chlorides (**1i–1j**) made them practically unreactive under these reaction conditions. To our surprise, aryl chlorides bearing electron-withdrawing substituents at the 4- or 2-positions (**1o–1r**) participated in this reaction with high efficiency, giving the corresponding coupling products (**5oa–5ra**) in high yields after 2 h.

The same procedure at a slightly lower temperature (100 °C) was extended to thiols other than thiophenol, including other aromatic (**4b–4d**), heteroaromatic (**4e–4f**) and benzylic (**4g**) thiols; 4-iodobenzonitrile (**1c**) was selected as a common partner to furnish the expected thioethers in moderate-to-excellent yields in relatively low reaction time (4 h) (Table 4). Furthermore, thiolation was feasible for all types of aliphatic thiols, i.e., linear-alkyl (**4h**), branched (**4i**) and cyclic thiols (**4j**); a stronger base (KOH) is, by any means, recommended for upgrading the yields. It is noteworthy that 2,2-dimethyl-ethanethiol (**4i**) reacted quantitatively towards the alkylthio benzonitrile **5ci** under milder conditions (70 °C), whereas the corresponding amide (**5si**) was selectively formed at 120 °C.

Notwithstanding the considerable amount of studies on CuNPs as catalysts for C–S bond formation,<sup>7d,23</sup> they are generally applied to the coupling of thiols with aryl iodides. The coupling with aryl chlorides is limited to a few examples,<sup>7d,23f,23g</sup> normally, chloroaromatics bearing electron-withdrawing groups which are coupled with thiophenols.<sup>7,23f</sup> In other cases, the coupling with electron-rich iodides (e.g., 4-iodoanisole) was documented to be troublesome,<sup>7,23a</sup> whereas very seldom the catalyst was not reusable.<sup>23b</sup> In our case, the nature of the CuNPs/ZY differs from that in the literature examples and leads to a catalytic activity between that of Cu(0)/Cu(I)NPs<sup>7d</sup> and CuONPs,<sup>23f,g</sup> albeit the performance with aliphatic thiols is unknown in some cases.<sup>7d,23f</sup>

The recycling studies in the coupling of 4-iodobenzonitrile (**1c**) and thiophenol (**4a**) followed a pattern resembling that in the Sonogashira reaction, i.e., the catalyst could be reused in four consecutive runs with no apparent decrease in the catalytic activity (Figure 4). The hot filtration test brought forth 0.12% and 0.02% copper leaching after the first and fourth runs, respectively, which are very close to those observed in the Sonogashira reaction and were also catalytically inert.

**Fig. 4** Recycling of CuNPs/ZY in the synthesis of sulfide **5ca**.

Apparently, the nanoparticle-support interaction in CuNPs/ZY is independent of the type of reaction implemented, even when they are so different. As occurred in the Sonogashira reaction, particle agglomeration was not noticeable after reuse (Figure S5, ESI).

Recently, in an interesting research, Ananikov et al. have revealed that the unsupported copper oxide-catalysed coupling of aryl halides and thiols takes place through leaching from the surface involving the formation of a copper thiolate.<sup>24</sup> In contrast with our study, the leached copper species were found to be catalytically active.

The catalytic activity of CuNPs/ZY was compared with that of Cu(0) and an array of commercial Cu(I) and Cu(II) catalysts in the reaction of 4-iodobenzonitrile (**1c**) and thiophenol (**4a**) (Table 5). The heterogeneous catalysts, Cu(0), Cu<sub>2</sub>O and CuO gave the lowest conversions into the thioether **5ca** with the concurrent and abundant formation of the corresponding disulfide (Table 5, entries 1–3). CuCl<sub>2</sub> (our copper source to generate the CuNPs) was the best one within the copper halides, though the conversion was only moderate (Table 5, entries 4–7). However, good-to-high conversions were recorded for Cu(OAc)<sub>2</sub>, CuOTf, Cu(OTf)<sub>2</sub> and CuBr-SMe<sub>2</sub> (Table 5, entries 9–12). Nonetheless, CuNPs/ZY can be considered the best choice for this reaction because it led to the highest conversion and the catalyst is recyclable (Table 5, entry 13).

In general, the thiol arylation seems to be less dependent on the support, oxidation state and source of Cu (Figure 3 and Table 5) when put alongside of the Sonogashira reaction (Figure 1 and Table 2).

**Table 5** Comparison of CuNPs/ZY with commercial copper catalysts in the thiol arylation.<sup>a</sup>

Entry	Catalyst	Conversion (%) <sup>b</sup>
1	Cu(0)	25
2	Cu <sub>2</sub> O	23
3	CuO	32
4	CuCl	54
5	CuCl <sub>2</sub>	64
6	CuBr	38
7	CuI	50
8	CuOAc	63
9	Cu(OAc) <sub>2</sub>	91
10	CuOTf	77
11	Cu(OTf) <sub>2</sub>	82
12	CuBr-SMe <sub>2</sub>	77
13	CuNPs/ZY	94

<sup>a</sup> **1c** (0.25 mmol), **4a** (1.5 equiv.), Cu catalyst (1 mol%) and K<sub>2</sub>CO<sub>3</sub> (0.5 mmol), DMF (1 mL), 100 °C, Ar, 4 h. <sup>b</sup> Conversion into **5ca** determined by GLC based on **1c**.

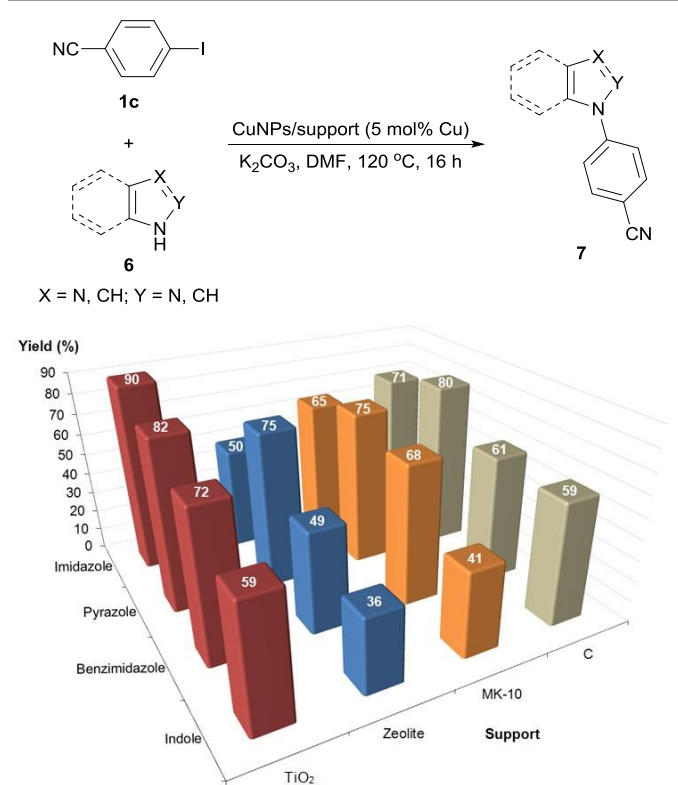
### Arylation of azoles

The formation of C(aryl)-N bonds by the coupling of aryl halides and nitrogen nucleophiles has become one of the most studied copper-catalysed reactions in the last ten years.<sup>2,25</sup> This is not only a valuable tool for the synthesis of

heterocycles<sup>25a,c,f</sup> but also a transformation applicable to large-scale production in the pharmaceutical industry.<sup>25b,d</sup> Although most of the research has been focused on homogeneous catalytic systems,<sup>25e</sup> heterogeneous copper-catalysed processes, including copper nanoparticles,<sup>5a,c</sup> have gained more attention in recent times.

Recently, the preparation and use of CuNPs/MagSilica in the N-arylation of imidazole has been reported.<sup>26</sup> This catalyst successfully catalysed the N-(hetero)arylation of imidazole with (hetero)aryl bromides and iodides but efforts to apply CuNPs/MagSilica to the arylation of other azoles (pyrazole, benzotriazole and indole) were unfruitful. Herein, we have deployed CuNPs on other supports in order to arylate a set of azoles [imidazole (**6a**), pyrazole (**6b**), benzimidazole (**6c**) and indole (**6d**)] and compare their catalytic activity.

The reactions were implemented using 4-iodobenzonitrile (**1c**) as a common coupling partner, under equivalent conditions to those for the previous N-arylation of imidazole:<sup>26</sup> catalyst (5 mol% Cu), DMF, K<sub>2</sub>CO<sub>3</sub> as the base at 120 °C (instead of 152 °C); the product yields were determined after 16 hours. The reactions proceeded in a selective manner, i.e., the aryl iodide was exclusively converted into the product with no side reactions (Figure 5). The four catalysts were proven to be active in the N-arylation of all azoles but exhibiting different activity. Contrary to the copper-catalysed Sonogashira reaction and thiol arylation, in this case, CuNPs/TiO<sub>2</sub> was the most active catalyst for all the studied azoles. Their general catalytic activity follows the sequence Cu/TiO<sub>2</sub> > Cu/C ≈ Cu/MK-10 > Cu/ZY.



**Fig. 5** Copper-catalysed coupling of nitrogen-containing heterocycles with 4-iodobenzonitrile (**1c**); **1c** (0.25 mmol), **6** (1.2 equiv.), catalyst (5 mol% Cu) and K<sub>2</sub>CO<sub>3</sub> (0.5 mmol), DMF (1 mL), 120 °C, Ar, 16 h; <sup>1</sup>H NMR yield.

Pyrazole (**6b**) was found to be most reactive azole, producing yields in the range of 75–82%, whereas indole was the least reactive one (36–59%). It is worthy of note that CuNPs/TiO<sub>2</sub> clearly outmatched the other catalysts in the reaction with imidazole (**6a**); taking into account that it is mainly composed of Cu<sub>2</sub>O, the real catalyst loading was *ca.* 1.6 mol%. Therefore, the nature of the support seems to exert an influence not only on the activity of CuNPs but also on the reactivity of the azoles. Notably, quantitative yields of the N-arylated imidazole were reached when employing Cs<sub>2</sub>CO<sub>3</sub> as a base instead of K<sub>2</sub>CO<sub>3</sub>, irrespective of the catalyst utilised (Figure 6).

The arylation of azoles with aryl halides has been effected with copper nanoparticles in different oxidation states [Cu(0)NPs,<sup>27a-d</sup> CuINPs,<sup>27e</sup> Cu<sub>2</sub>ONPs<sup>27f,g</sup> and CuONPs<sup>27h-l</sup>]. Nevertheless, some mechanistic studies consider that Cu(I) species are implicated in the first steps of the catalytic cycles.<sup>28</sup> This could be a reason whereby CuNPs/TiO<sub>2</sub>, mainly composed of Cu<sub>2</sub>O, displayed better catalytic activity than the other catalysts, made of mixtures of Cu<sub>2</sub>O and CuO or of CuO.

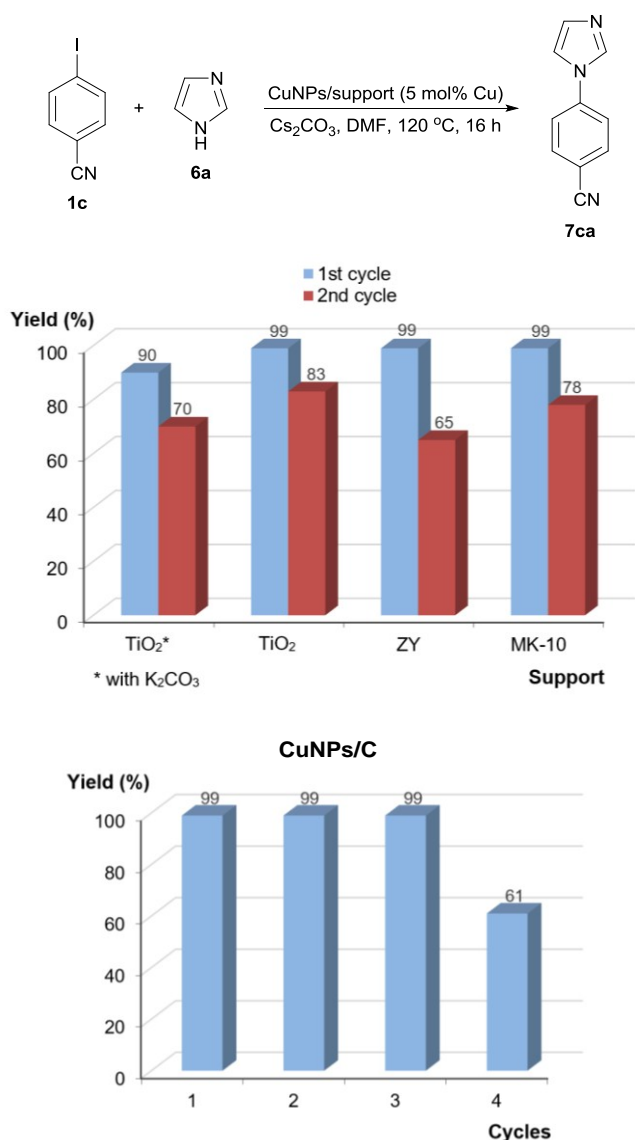


Fig. 6 Recycling of CuNPs/support in the synthesis of **7ca**.

An attempt to recycle of the most active catalyst (CuNPs/TiO<sub>2</sub>) in the coupling of imidazole (**6a**) with 4-iodobenzonitrile (**1c**) was unsuccessful: a significant decrease in the product yield was observed when the catalyst was reused with K<sub>2</sub>CO<sub>3</sub> as the base (Figure 6). As aforesaid, Cs<sub>2</sub>CO<sub>3</sub> usage increased the product yield in the first cycle, but a decrease after recycling also took place (from 99 to 83%). A similar trend was observed for ZY and MK-10 (65 and 78% in the second run, respectively); the support seems to influence not only the catalytic activity but also the possibility of recycling. It was gratifying, however, to check that CuNPs/C led to a quantitative yield that was preserved in three cycles; a yield decrease was observed only in the fourth cycle (61%) (Figure 6).

The leaching issue was assessed for CuNPs/TiO<sub>2</sub> and CuNPs/C in the reaction of 4-iodobenzonitrile (**1c**) and imidazole (**6a**). Using CuNPs/TiO<sub>2</sub> as catalyst, 44% and 47% conversions were noted in the first run after 4 h (with catalyst) and 16 h (prior catalyst removal by hot filtration after 4 h), respectively. The copper content in the filtrate was determined to be 0.02 wt% of the original amount. In the case of CuNPs/C, the leaching was also marginal in both the second (0.005 wt%) and fourth cycles (0.05 wt%). The negligible, catalytically inactive, leaching detected with CuNPs/TiO<sub>2</sub> reveals a quite strong metal-support interaction in the catalyst, with no notable change in the latter after reuse (Figures S5, S6, ESI). These facts point to a possible poisoning effect as the main reason for partial deactivation and yield depletion upon recycling CuNPs/TiO<sub>2</sub>. Metal oxides possess surface acid-base properties, which can facilitate the adsorption and accumulation of heteroatom-containing species. Conversely, CuNPs/C, with the less reactive charcoal surface, must interact more weakly with those species, allowing its efficient reuse in several cycles until certain saturation occurs, with the concomitant yield attenuation. XPS analysis on reused CuNPs/TiO<sub>2</sub> at the N 1s level brought into view two peaks at 398.6 and 400.2 eV (Figure 7). These peaks are consistent with those displayed by fresh CuNPs/TiO<sub>2</sub> impregnated with 4-iodobenzonitrile (398.8 and 400.4 eV) (Figure S7, ESI) and with that described for imidazole (400.2 eV).<sup>29</sup> This reinforces the hypothesis of the starting materials being strongly adsorbed on the TiO<sub>2</sub> surface and their poisoning effect upon reuse.

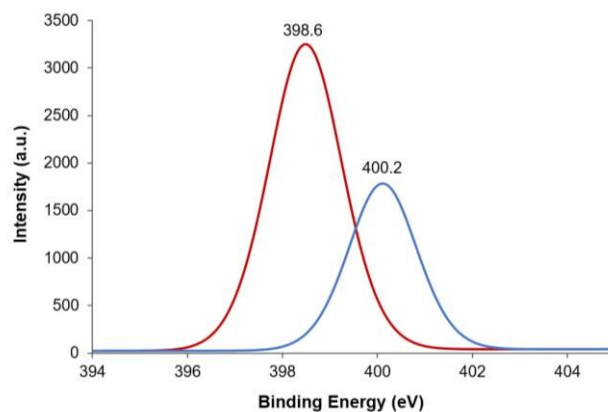
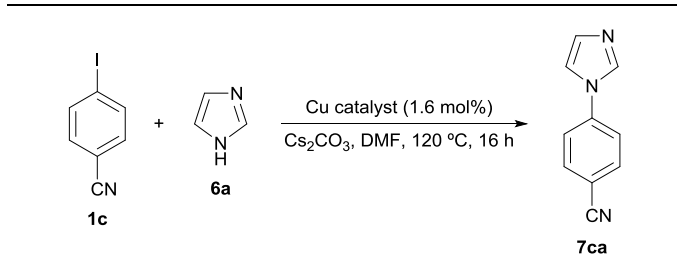


Fig. 7 XPS spectrum at the N 1s level of reused CuNPs/TiO<sub>2</sub>.



As in the previous coupling reactions, we also compared the catalytic activity of CuNPs/TiO<sub>2</sub> with that of the same commercial copper catalysts as above in the arylation of imidazole (**6a**) with 4-iodobenzonitrile (**1c**) (Table 6). It is worth noting that Cu<sub>2</sub>O and CuO, which were rather inactive in both the Sonogashira and thiol arylation reactions, led to conversions around 75% (Table 6, entries 2 and 3); the behaviour of the Cu(I) and Cu(II) triflates was akin to that of the Cu oxides (Table 6, entries 10 and 11). Still, once more, the nanostructured catalyst got the highest performance with a quantitative conversion (Table 6, entry 13).

**Table 6** Comparison of CuNPs/ZY with commercial copper catalysts in the arylation of azoles.<sup>a</sup>



Entry	Catalyst	Conversion (%) <sup>b</sup>
1	Cu(0)	28
2	Cu <sub>2</sub> O	74
3	CuO	78
4	CuCl	44
5	CuCl <sub>2</sub>	46
6	CuBr	18
7	CuI	62
8	CuOAc	25
9	Cu(OAc) <sub>2</sub>	52
10	CuOTf	78
11	Cu(OTf) <sub>2</sub>	67
12	CuBr-SMe <sub>2</sub>	55
13	CuNPs/TiO <sub>2</sub>	99

<sup>a</sup> **1c** (0.25 mmol), **6a** (1.2 equiv. mmol), catalyst (1.6 mol%) and Cs<sub>2</sub>CO<sub>3</sub> (0.5 mmol), DMF (1 mL), 120 °C, Ar, 16 h. <sup>b</sup> Conversion into **7ca** determined by GLC based on **1c**.

## Conclusions

We have presented herein a comparative survey on the catalytic activity of four catalysts, comprised of copper nanoparticles on different supports (zeolite Y, titania, montmorillonite K-10 and activated carbon), in three types of reactions: the Sonogashira reaction, the arylation of thiols and the arylation of azoles. CuNPs/ZY was the most effective catalyst for the Sonogashira reaction (4 mol% catalyst, K<sub>2</sub>CO<sub>3</sub>, DMF, 120 °C), being applicable to aryl iodides bearing either electron-donating or -withdrawing groups; aryl bromides reacted more sluggishly. The same catalyst at lower loading (0.7 mol%) allowed the coupling of thiophenol with aryl iodides of different electronic character, but also with electron-poor aryl chlorides in near quantitative yields. Moreover, alkyl thiols were successfully coupled when KOH was used as the base instead of K<sub>2</sub>CO<sub>3</sub>. As regards the azole arylation, CuNPs/TiO<sub>2</sub> (1.6 mol%) achieved the highest

conversion in the coupling of 4-iodobenzonitrile with imidazole, pyrazole, benzimidazole and indole, using K<sub>2</sub>CO<sub>3</sub> as the base. Anyhow, all catalysts reached quantitative yield when changing K<sub>2</sub>CO<sub>3</sub> into Cs<sub>2</sub>CO<sub>3</sub> as the base.

The comparative study has been extended to a collection of twelve commercial copper catalysts: only CuOTf and Cu(OTf)<sub>2</sub> maintained a moderate-to-good activity in the three reactions examined (50-82% conversion). The rest of the catalysts failed in the Sonogashira reaction (< 9% conversion), whereas CuBr-SMe<sub>2</sub> and Cu(OAc)<sub>2</sub> in the thiol arylation, and Cu<sub>2</sub>O and CuO in the azole arylation gave comparable results to those attained with the copper(I) and (II) triflates. At any rate, in general, the nanoparticulate supported catalysts are markedly superior to the commercial catalysts in terms of catalytic activity and reusability: they can be reused in four (Sonogashira and thiol arylation) and three (azole arylation) cycles with no loss of activity. The negative filtration test and insignificant leaching lend weight to the argument that the catalysis is heterogeneous, taking place at the nanoparticle surface; the possibility of leached Cu from the CuNPs which get into a homogeneous catalytic cycle can, practically, be ruled out. Hence, taking into account that the catalysts are easily prepared, the protocols introduced in this report are an attractive alternative to the utilisation of the more expensive palladium catalysts and the commercial (non-reusable) copper catalysts.

## Acknowledgements

I. P. Beletskaya thanks the Russian Science Foundation (RSF, grant no. 14-23-00186 P) and A. Yu. Mitrofanov thanks the Russian Foundation for Basic Research (grant no. 16-33-60207) for their financial support. This work was also generously supported by the Spanish Ministerio de Economía y Competitividad (MINECO; grant no. CTQ-2015-66624-P) and the Institute of Organic Synthesis (ISO). I. M.-G. thanks the ISO and the Vicerrectorado de Investigación y Transferencia del Conocimiento of the Universidad de Alicante for pre-doctoral grants (no. UAFPU2016-034).

## Experimental

**General procedure for the preparation of the catalysts.** All the supported copper catalysts handled in this work were prepared by adding the support (titania,<sup>8a</sup> zeolite Y,<sup>8b</sup> activated carbon<sup>14b</sup> or montmorillonite K-10) to a newly prepared suspension of the CuNPs readily generated, in turn, by the chemical reduction of copper(II) chloride with lithium metal and a catalytic amount of 4,4'-di-*tert*-butylbiphenyl (DTBB) as an electron carrier. In a general procedure: anhydrous copper(II) chloride (134 mg, 1 mmol) was added to a suspension of lithium (14 mg, 2 mmol) and DTBB (27 mg, 0.1 mmol) in THF (2 mL) at room temperature under an argon atmosphere. The reaction mixture, which was initially dark blue, rapidly changed to black, indicating that the suspension of copper nanoparticles was formed. This suspension was diluted with THF (18 mL) followed by the addition of the

support (1.28 g). The resulting mixture was stirred for 1 h at room temperature, filtered, and the solid successively washed with water (20 mL), THF (20 mL), and dried under vacuum. The supported catalysts were not subjected to any other treatment prior to use.

**General procedure for the cross coupling of aryl iodides (1) with arylacetylenes (2) catalysed by CuNPs/ZY (Table 1).** The aryl halide (1, 0.25 mmol), arylacetylene (2, 0.375 mmol, 1.5 equiv.), CuNPs/ZY (26.7 mg, ca. 4 mol%), K<sub>2</sub>CO<sub>3</sub> (69 mg, 0.5 mmol) and DMF (1 mL) were added to a reactor tube. The mixture was warmed to 120 °C under Ar and stirred for the specified time in Table 1. The reaction crude was diluted with EtOAc (3 mL) and filtered through a pad with Celite, followed by extraction of the filtrate with water (3 × 3 mL) to remove the DMF, washing with brine (4 mL) and drying with anhydrous MgSO<sub>4</sub>. The resulting organic phase was subjected to solvent evaporation under vacuum and to <sup>1</sup>H NMR analysis (mesitylene as the internal standard) for products 3aa-3ka or to purification by column chromatography (silica gel, hexane/EtOAc) for products 3cb-3cd.

**General procedure for the cross coupling of aryl halides (1) with thiophenol (4a) catalysed by CuNPs/ZY (Table 3).** The aryl halide (1, 0.25 mmol), thiophenol (4a, 38 μL, 0.375 mmol, 1.5 equiv.), CuNPs/ZY (5.3 mg, 0.7 mol%), K<sub>2</sub>CO<sub>3</sub> (69 mg, 0.5 mmol) and DMF (1 mL) were added to a reactor tube. The mixture was warmed to 120 °C under Ar and stirred for the specified time in Table 3. The reaction crude was diluted with EtOAc (3 mL) and filtered through a pad with Celite, followed by extraction of the filtrate with water (3 × 3 mL) to remove the DMF, washing with brine (4 mL) and drying with anhydrous MgSO<sub>4</sub>. The resulting organic phase was subjected to solvent evaporation under vacuum and <sup>1</sup>H NMR analysis (mesitylene as the internal standard).

**General procedure for the cross coupling of 4-iodobenzonitrile (1c) with thiols (4) catalysed by CuNPs/ZY (Table 4).** 4-Iodobenzonitrile (1c, 114.5 mg, 0.5 mmol), the thiol (4, 0.75 mmol, 1.5 equiv.), CuNPs/ZY (10.6 mg, 0.7 mol%), K<sub>2</sub>CO<sub>3</sub> (138 mg, 1.0 mmol) or KOH (1.0 mmol) and DMF (2 mL) were added to a reactor tube. The mixture was warmed to 70 or 100 °C under Ar and stirred for 4 h. The reaction crude was diluted with EtOAc (6 mL) and filtered through a pad with Celite, followed by extraction of the filtrate with water (3 × 6 mL) to remove the DMF and washing with brine (8 mL). The resulting organic phase was subjected to solvent evaporation under vacuum and purification by column chromatography (silica gel, hexane/EtOAc).

**General procedure for the cross coupling of 4-iodobenzonitrile (1c) with azoles (6).** 4-Iodobenzonitrile (1c, 57.3 mg, 0.25 mmol), the corresponding azole (6, 0.3 mmol, 1.2 equiv.), CuNPs catalyst (5 mol% Cu), K<sub>2</sub>CO<sub>3</sub> (69 mg, 0.5 mmol) and DMF (1 mL) were added to a reactor tube. The mixture was warmed to 120 °C under Ar and stirred for 16 h. The reaction crude was diluted with EtOAc (3 mL) and filtered through a pad with Celite, followed by extraction of the filtrate with water (3 × 3 mL) to remove the DMF, washing with brine (4 mL) and drying with anhydrous MgSO<sub>4</sub>. The resulting organic

phase was subjected to solvent evaporation under vacuum and <sup>1</sup>H NMR analysis (mesitylene as the internal standard).

Notes and references

- Reviews and monographs: (a) I. P. Beletskaya and A. V. Cheprakov, *Coord. Chem. Rev.*, 2004, **248**, 2337–2364; (b) F. Monnier and M. Taillefer, *Angew. Chem. Int. Ed.*, 2009, **48**, 6954–6971; (c) L. Penn and D. Gelman, in *The Chemistry of Organocopper Compounds*, ed. Z. Rappoport and I. Marek, John Wiley & Sons, Hoboken (NJ), 2009, ch. 18, pp. 881–990. (d) H. Rao and H. Fu, *Synlett*, 2011, 745–769; (e) I. P. Beletskaya and A. V. Cheprakov, A. V. *Organometallics*, 2012, **31**, 7753–7808; (f) *Copper-Mediated Cross-Coupling Reactions*, ed. G. Evans and N. Blanchard, John Wiley & Sons, Hoboken (NJ), 2014; (g) C. Maaliki, E. Thiery and J. Thibonnet, *Eur. J. Org. Chem.*, 2017, 209–228.
- (a) Y. Jian and D. Ma, in *Catalysis Without Precious Metals*, ed. R. M. Bullock, Wiley-VCH, Weinheim, 2010, ch. 9, pp. 213–233; (b) C. Sambigioglio, S. P. Marsden, A. J. Blacker and P. C. McGowan, *Chem. Soc. Rev.*, 2014, **43**, 3525–3550.
- (a) G. Evans, N. Blanchard and M. Toumi, *Chem. Rev.*, 2008, **108**, 3054–3131; (b) J. Yin, in *Applications of Transition Metal Catalysis in Drug Discovery and Development: An Industrial Perspective*, John Wiley & Sons, Hoboken (NJ), 1st edn., 2012, ch. 3, pp. 97–163.
- (a) M. L. Kantam, C. V. Reddy, P. Srinivas and S. Bhargava, in *Topics in Organometallic Chemistry*, ed. M. Taillefer and D. Ma, Springer, Heidelberg, 2013, vol. 46, pp. 119–171; (b) Z. Wang, C. Wan and Y. Wang, in *Copper-Mediated Cross-Coupling Reactions*, ed. G. Evans and N. Blanchard, John Wiley & Sons, Hoboken (NJ), 2014, ch. 20, pp. 745–784.
- Reviews: (a) B. C. Ranu, R. Dey, T. Chatterjee and S. Ahammed, *ChemSusChem*, 2012, **5**, 22–44; (b) R. Chinchilla and C. Nájera, in *Nanocatalysis: Synthesis and Applications*, ed. V. Polshettiwar and T. Asefa, John Wiley & Sons, Hoboken (NJ), 1st edn., 2013, ch. 4, pp. 89–132; (c) B. C. Ranu, D. Saha, D. Kundu and N. Mukherjee, in *Nanocatalysis: Synthesis and Applications*, ed. V. Polshettiwar and T. Asefa, John Wiley & Sons, Hoboken (NJ), 1st edn., 2013, ch. 6, pp. 189–220; (d) M. B. Gawande, A. Goswami, F.-X. Felpin, T. Asefa, X. Huang, R. Silva, X. Zou, R. Zboril and R. S. Varma, *Chem. Rev.*, 2016, **116**, 3722–3811; (e) L. Shiri, A. Ghorbani-Choghamarani and M. Kazemi, *Aust. J. Chem.*, 2016, **69**, 585–600.
- (a) For an example of inseparable CuNPs, see: P. Abdulkin, Y. Moglie, B. R. Knappett, D. A. Jefferson, M. Yus, F. Alonso and A. E. H. Wheatley, *Nanoscale*, 2013, **5**, 342–350; Reviews: (b) J. Fan and Y. Gao, *J. Exper. Nanosci.*, 2006, **1**, 457–475; (c) J. Sun and X. Bao, *Chem. Eur. J.*, 2008, **14**, 7478–7488; (d) R. J. White, R. Luque, V. L. Budarin, J. H. Clark and D. J. Macquarrie, *Chem. Soc. Rev.*, 2009, **38**, 481–494; (e) J. M. Campelo, D. Luna, R. Luque, J. M. Marinas and A. A. Romero, *ChemSusChem*, 2009, **2**, 18–45; (f) P. Munnik, P. E. de Jongh and K. P. de Jong, *Chem. Rev.*, 2015, **115**, 6687–6718.
- See, for instance: (C-C) (a) R. Arundhati, D. Damodara, K. V. Mohan, M. Lakshmi Kantam and P. R. Likhari, *Adv. Synth. Catal.*, 2013, **355**, 751–756; (C-N) (b) A. R. Hajipour, F. Dordahan, F. Rafiee and M. Mahdavi, *Appl. Organometal. Chem.*, 2014, **28**, 809–813; (c) P. L. Reddy, R. Arundhati and D. S. Rawat, *RSC Adv.*, 2015, **5**, 92121–92127; (C-S) (d) S. Findy, A. el Kadib, M. Lahcini and H. García, *ChemCatChem*, 2015, **7**, 3307–3315; (C-O) (e) P. Puthiaraj and W.-S. Ahn, *Catal. Sci. Technol.*, 2016, **6**, 1701–1709; (C-P) (f) V. Gutiérrez, E. Mascaró, F. Alonso, Y. Moglie and G. Radivoy, *RSC Adv.*, 2015, **5**, 65739–65744.
- (a) F. Alonso, T. Melkonian, Y. Moglie and M. Yus, *Eur. J. Org. Chem.*, 2011, 2524–2530; (b) F. Alonso, A. Arroyo, I. Martín-García and Y. Moglie, *Adv. Synth. Catal.*, 2015, **357**, 3549–3561.

- 9 Reviews: (a) T. Jin, M. Yan and Y. Yamamoto, *ChemCatChem*, 2012, **4**, 1217–1229; (b) F. Alonso, Y. Moglie and G. Radivoy, *Acc. Chem. Res.*, 2015, **48**, 2516–2528; see, also (c) M. J. Albaladejo, F. Alonso and M. J. González-Soria, *ACS Catal.* 2015, **5**, 3446–3456.
- 10 *Carbon Materials for Catalysis*, ed. P. Serp and J. L. Figueiredo, John Wiley & Sons, Hoboken (NJ), 2009.
- 11 Reviews: (a) X. Chen and S. S. Mao, *Chem. Rev.*, 2007, **107**, 2891–2959; (b) A. Primo, A. Corma and H. García, *Phys. Chem. Chem. Phys.*, 2011, **13**, 886–910; (c) Z. W. Seh, S. Liu and M.-Y. Han, *Chem. Asian J.*, 2012, **7**, 2174–2184; (d) V. Hulea and E. Dumitriu, in *Nanomaterials in Catalysis*, ed. P. Serp and K. Philippot, Wiley-VCH, Weinheim, 1st edn., 2013, ch. 10, pp. 375–413; (e) for a special issue on TiO<sub>2</sub> nanomaterials, see: *Chem. Rev.*, 2014, **114**, issue no. 19.
- 12 (a) Review: D. K. Dutta, B. J. Borah and P. P. Sarmah, *Catal. Rev.: Sci. Eng.*, 2015, **57**, 257–305; (b) for a recent article about CuNPs on montmorillonite, see: W. Lang, Q. Yang, X. Song, M. Yin and L. Zhou, *RSC Adv.*, 2017, **7**, 13754–13759.
- 13 Reviews and monographs: (a) *Zeolites and Catalysis*, ed. J. Cejka, A. Corma and S. Zones, Wiley-VCH, Weinheim, 2010; (b) B. Louis, G. Laugel, P. Pale and M. M. Pereira, *ChemCatChem*, 2011, **3**, 1263–1272; (c) M. Moliner, C. Martínez and A. Corma, *Angew. Chem. Int. Ed.*, 2015, **54**, 3560–3579; (d) M. P. Singh, G. S. Baghel, S. J. J. Titinchi and H. S. Abbo, in *Advanced Catalytic Materials*, ed. A. Tiwari and S. Titinchi, Scrivener Publishing LLC, 2015, ch. 11, pp. 385–410; (e) for a special issue on the chemistry of zeolites, see: *Chem. Soc. Rev.*, 2015, **44**, issue no. 20.
- 14 See, for instance: (a) F. Alonso, P. Riente, F. Rodríguez-Reinoso, J. Ruiz-Martínez, A. Sepúlveda-Escribano and M. Yus, *ChemCatChem*, 2009, **1**, 75–77; (b) F. Alonso, Y. Moglie, G. Radivoy and M. Yus, *J. Org. Chem.*, 2013, **78**, 5031–5037.
- 15 See, for instance: (a) F. Alonso, R. Buitrago, Y. Moglie, A. Sepúlveda-Escribano and M. Yus, *Organometallics*, 2012, **31**, 2336–2342; (b) F. Alonso, Y. Moglie, L. Pastor-Pérez and A. Sepúlveda-Escribano, *ChemCatChem*, 2014, **6**, 857–865.
- 16 (a) F. Alonso, J. J. Calvino, I. Osante and M. Yus, *J. Exp. Nanosci.* 2006, **1**, 419–433; (b) F. Alonso and M. Yus, *Pure Appl. Chem.*, 2008, **80**, 1005–1012.
- 17 Reviews: (a) R. Chinchilla and C. Najera, *Chem. Rev.*, 2007, **40**, 874–922; (b) H. Doucet and J.-C. Hierso, *Angew. Chem. Int. Ed.*, 2007, **46**, 834–871; (c) L. Yin and J. Liebscher, *Chem. Rev.*, 2007, **107**, 133–173; (d) M. D. Heravi and S. Sadjadi, *Tetrahedron*, 2009, **65**, 7761–7775; (e) M. Pal, *Synlett*, 2009, 2896–2912; (f) R. Chinchilla and C. Najera, *Chem. Soc. Rev.*, 2011, **40**, 5084–5121; (g) M. Bakherad, *Appl. Organomet. Chem.*, 2013, **27**, 125–140; (h) D. Wang and S. Gao, *Org. Chem. Front.*, 2014, **1**, 556–566; (i) M. Karak, L. C. A. Barbosa and G. C. Hargaden, *RSC Adv.*, 2014, **4**, 53442–53466.
- 18 Reviews: (a) A. M. Thomas, A. Sujatha and G. Anilkumar, *RSC Adv.*, 2014, **4**, 21688–21698; (b) R.-J. Song and J.-H. Li, in *Copper-Mediated Cross-Coupling Reactions*, ed. G. Evano and N. Blanchard, John Wiley & Sons, Hoboken (NJ), 2014, ch. 11, pp. 405–421.
- 19 (a) M. B. Thathagar, J. Beckers and G. Rothenberg, *Green Chem.*, 2004, **6**, 215–218; (b) Y. Yuan, H. Zhu, D. Zhao and L. Zhang, *Synthesis*, 2011, 1792–1798; (c) A. Biffis, E. Scattolin, N. Ravasio and F. Zaccheria, *Tetrahedron Lett.*, 2007, **48**, 8761–8764.
- 20 (a) M. Planellas, Y. Moglie, F. Alonso, M. Yus, R. Pleixats and A. Shafir, *Eur. J. Org. Chem.*, 2014, 3001–3008; (b) A. S. Camacho, I. Martín-García, C. Contreras-Celedón, L. Chacón-García and F. Alonso, *Catal. Sci. Technol.*, 2017, **7**, 2262–2273.
- 21 For a perspective on alkyne homocoupling, see: F. Alonso and M. Yus, *ACS Catal.* 2012, **2**, 1441–1451.
- 22 Reviews: (a) I. P. Beletskaya and V. P. Ananikov, *Chem. Rev.*, 2011, **111**, 1596–1636; (b) C. C. Eichman and P. Stambuli, *Molecules*, 2011, **16**, 590–608; (c) C.-F. Lee, Y.-C. Liu and S. S. Badsara, *Chem. Asian J.*, 2014, **9**, 706–722; (d) A. Sujatha, A. M. Thomas, A. P. Amrutha and G. Anilkumar, *Arkivoc*, 2015, (i), 1–28.
- 23 (a) L. Rout, T. K. Sen and T. Punniyamurthy, *Angew. Chem. Int. Ed.*, 2007, **46**, 5583–5586; (b) B. C. Ranu, A. Saha and R. Jana, *Adv. Synth. Catal.*, 2007, **349**, 2690–2696; (c) C. Gonzalez-Arellano, R. Luque and D. J. Macquarrie, *Chem. Commun.*, 2009, 1410–1412; (d) R. S. Schwab, D. Singh, E. E. Alberto, P. Piquini, O. E. D. Rodrigues and A. L. Braga, *Catal. Sci. Technol.*, 2011, **1**, 569–573; (e) P. Veerakumar, M. Velayudham, K.-L. Lu and S. Rajagopal, *Catal. Sci. Technol.*, 2011, **1**, 1512–1525; (f) S. G. Babu, R. Karvembu, *Tetrahedron Lett.* 2013, **54**, 1677–1680; (g) A. Kamal, V. Srinivasulu, J. N. S. R. C. Murty, N. Shankaraiah, N. Nagesh, T. Srinivasa Reddy and A. V. Subba Rao, *Adv. Synth. Catal.* 2013, **355**, 2297–2307.
- 24 Y. S. Panova, A. S. Kashin, M. G. Vorobev, E. S. Degtyareva and V. P. Ananikov, *ACS Catal.*, 2016, **6**, 3637–3643.
- 25 Reviews: (a) G. Evano, M. Toumi and A. Coste, *Chem. Commun.*, 2009, 4166–4175; (b) Y. Aubin, C. Fischmeister, C. M. Thomas and J.-L. Renaud, *Chem. Soc. Rev.*, 2010, **39**, 4130–4145; (c) J. E. R. Sadig and M. C. Willis, *Synthesis*, 2011, 1–22; (d) D. Ma and Y. Jiang, *Chimia*, 2011, **65**, 914–918; (e) F. Monnier and M. Taillefer, in *Amination and Formation of sp<sup>2</sup> C-N Bonds*, *Top. Organomet. Chem.*, ed. M. Taillefer and D. Ma, Springer, Heidelberg, 2013, vol. 46, pp. 173–204; (f) J. Bariwalab and E. Van der Eycken, *Chem. Soc. Rev.*, 2013, **42**, 9283–9303; (g) K. Okano, H. Tohuyama and T. Fukuyama, *Chem. Commun.*, 2014, **50**, 13650–13663.
- 26 F. Nador, M. A. Volpe, F. Alonso and G. Radivoy, *Tetrahedron*, 2014, **70**, 6082–6087.
- 27 **Cu(O)NPs**: (a) M. Kidwai, N. Kumar Mishra, S. Bhardwaj, A. Jahan, A. Kumar and S. Mozumdar, *ChemCatChem*, 2010, **2**, 1312–1317; (b) Z. Huang, F. Li, B. Chen, F. Xue, G. Chen and G. Yuan, *Appl. Catal. A: Gen.*, 2011, **403**, 104–111; (c) G. Pai and P. Chattopadhyay, *Tetrahedron Lett.*, 2014, **55**, 941–944; (d) P. Linga Reddy, R. Arundhathi and D. S. Rawat, *RSC Adv.*, 2015, **5**, 92121–92127; **CuINPs**: (e) B. Sreddhar, R. Arundhathi, P. Linga Reddy and M. Lakshmi Kantam, *J. Org. Chem.*, 2009, **74**, 7951–7954; **Cu<sub>2</sub>ONPs**: (f) S. U. Son, I. K. Park, J. Park and T. Hyeon, *Chem. Commun.*, 2004, 778–779; (g) B.-X. Tang, S.-M. Guo, M.-B. Zhang and J.-H. Li, *Synthesis*, 2008, 1707–1716; **CuONPs** (h) L. Rout, S. Jammi and T. Punniyamurthy, *Org. Lett.*, 2007, **9**, 3397–3399; (i) M. Lakshmi Kantam, J. Yadav, S. Laha, B. Sreddhar and S. Jha, *Adv. Synth. Catal.*, 2007, **349**, 1938–1942; (j) S. Jammi, S. Sakthivel, L. Rout, T. Mukherjee, S. Mandal, R. Mitra, P. Saha and T. Punniyamurthy, *J. Org. Chem.*, 2009, **74**, 1971–1976; (k) S. Ganesh Babu and R. Karembu, *Ind. Eng. Chem. Res.*, 2011, **50**, 9594–9600; (l) M. Halder, Md. M. Islam, Z. Ansari, S. Ahammed, K. Sen and Sk. M. Islam, *ACS Sustainable Chem. Eng.*, 2017, **5**, 648–657.
- 28 G. Franc and A. Jutand, *Dalton Trans.*, 2010, **39**, 7873–7875, and the references cited therein.
- 29 A. Singh, K. R. Ansari, A. Kumar, W. Liu, C. Songsong and Y. Lin, *J. Alloy Compd.*, 2017, **712**, 121–123.

### Graphical abstract

Copper nanoparticles on different supports are effective reusable catalysts for the palladium- and ligand-free coupling of aryl halides with alkynes, thiols and azoles.

View Article Online  
DOI: 10.1039/C7CY01343D

