



European
University
Institute

ROBERT
SCHUMAN
CENTRE FOR
ADVANCED
STUDIES



EU'S GLOBAL
ENGAGEMENT:
A DATABASE OF
CSDP MILITARY
OPERATIONS
AND CIVILIAN
MISSIONS
WORLDWIDE

CODEBOOK

Version 2.0

2003 - 2017
Danilo Di Mauro
Ulrich Krotz
Katerina Wright

***EU's Global Engagement:
A Database of CSDP Military Operations
and Civilian Missions Worldwide***

Codebook

Version 2.0
2003-2017

Danilo Di Mauro
Ulrich Krotz
Katerina Wright

ISBN:978-92-9084-573-7

doi:10.2870/14148

Catalogue number: QM-05-17-122-EN-N

© European University Institute 2017

Editorial matter and selection © editors 2017

This volume may be downloaded only for personal use. Any additional reproduction, whether in hard copies or electronically, requires the consent of the authors and publisher. If cited or quoted, reference should be name to the full name of the author(s), editor(s), the title, the year and the publisher.

The information and views set out in this publication are those of the authors and do not necessarily reflect the official opinion of the European University Institute. Responsibility for the information and views set out in this publication lies entirely with the authors.

Table of contents

PART I

<i>1.1 Building a database on EU CSDP missions and operations: challenges and opportunities</i>	6
<i>1.2 The EU's Global Engagement Database version 2.0</i>	6
<i>1.3 Overcoming the old and new challenges of data collection on CSDP missions and operations: the strategy of the EU's Global Engagement Database</i>	7
<i>1.4 Sources</i>	9
<i>1.5 Using and sharing our data</i>	15

PART II

<i>Description of variables</i>	16
---------------------------------	----

PART III

<i>Factsheets of operations and missions</i>	45
--	----

PART IV

<i>4.1 Trends</i>	80
<i>4.2 Cooperation among Member States</i>	83
<i>4.3 Engagement Index</i>	85
<i>4.4 Expenditures</i>	86
<i>4.5 Personnel</i>	88
<i>4.6 EU Member States personnel deployed</i>	90
References	111

List of figures

Figure 4.1 Active EU operations and missions per year	80
Figure 4.2 Trend of active missions and operations by goal	80
Figure 4.3 Average EU Engagement Indexes per year	81
Figure 4.4 Trend of active operations and missions by region	81
Figure 4.5 Trend of operations and missions by conflict intensity	82
Figure 4.6 Trend of operations and missions by conflict type	82
Figure 4.7 Average percentage of participating states per region	83
Figure 4.8 Average percentage of participating states per sub-region	83
Figure 4.9 Average percentage of participating states by goals	84
Figure 4.10 Average percentage of participating states by conflict intensity	84
Figure 4.11 Average percentage of participating states by conflict type	84
Figure 4.12 Percentages of missions and operations by Engagement Index and region	85
Figure 4.13 Average length by Engagement Index	85
Figure 4.14 Engagement Index by mission and operation goals	86
Figure 4.15 Average Total Costs (in millions of Euro) per percentage of states involved	86
Figure 4.16 Average Total Costs (in millions of Euro) per region	86
Figure 4.17 Average Total Costs (in millions of Euro) by mission and operations goals	87
Figure 4.18 Average Total Costs (in millions of Euro) per Engagement Index	87
Figure 4.19 Average Total Costs (in millions of Euro) by conflict intensity	87
Figure 4.20 Average Total Costs (in millions of Euro) by conflict type	88
Figure 4.21 Average Personnel peak by percentage of participating states	88
Figure 4.22 Average Personnel peak by region of deployment	88
Figure 4.23 Average Personnel peak by cooperation with other organizations	89
Figure 4.24 Average Personnel peak by conflict intensity	89
Figure 4.25 Average Personnel peak by conflict type	89
Figure 4.26 Total personnel trend for Austria	90
Figure 4.27 Total personnel trend for Belgium	90
Figure 4.28 Total personnel trend for Bulgaria	90
Figure 4.29 Total personnel trend for Cyprus	91
Figure 4.30 Total personnel trend for Czech Republic	91
Figure 4.31 Total personnel trend for Denmark	91
Figure 4.32 Total personnel trend for Estonia	92
Figure 4.33 Total personnel trend for Finland	92
Figure 4.34 Total personnel trend for France	92
Figure 4.35 Total personnel trend for Germany	92
Figure 4.36 Total personnel trend for Greece	93
Figure 4.37 Total personnel trend for Hungary	93
Figure 4.38 Total personnel trend for Ireland	93
Figure 4.39 Total personnel trend for Italy	93
Figure 4.40 Total personnel trend for Latvia	94
Figure 4.41 Total personnel trend for Lithuania	94
Figure 4.42 Total personnel trend for Luxembourg	94
Figure 4.43 Total personnel trend for Malta	94
Figure 4.44 Total personnel trend for the Netherlands	95
Figure 4.45 Total personnel trend for Poland	95
Figure 4.46 Total personnel trend for Portugal	95
Figure 4.47 Total personnel trend for Romania	95
Figure 4.48 Total personnel trend for Slovakia	96
Figure 4.49 Total personnel trend for Slovenia	96
Figure 4.50 Total personnel trend for Spain	96
Figure 4.51 Total personnel trend for Sweden	96
Figure 4.52 Total personnel trend for the UK	97
Figure 4.53 Personnel percentages for each member state of total EU personnel: EUMM Georgia	97
Figure 4.54 Personnel percentages for each member state of total EU personnel: EUFOR ALTHEA BiH	97
Figure 4.55 Personnel percentages for each member state of total EU personnel: EU-NAVFOR Somalia	98
Figure 4.56 Personnel percentages for each member state of total EU personnel: EULEX Kosovo	98

Figure 4.57 Personnel percentages for each member state of total EU personnel: EUPM BiH	98
Figure 4.58 Personnel percentages for each member state of total EU personnel: EUFOR RD Congo	99
Figure 4.59 Personnel percentages for each member state of total EU personnel: EUPOL Afghanistan	99
Figure 4.60 Personnel percentages for each member state of total EU personnel: Proxima/FYROM 1 and 2	99
Figure 4.61 Personnel percentages for each member state of total EU personnel: Aceh AMM	100
Figure 4.62 Personnel percentages for each member state of total EU personnel: ARTEMIS Congo	100
Figure 4.63 Personnel percentages for each member state of total EU personnel: EUJUST THEMIS	100
Figure 4.64 Personnel percentages for each member state of total EU personnel: CONCORDIA/FYROM	101
Figure 4.65 Personnel percentages for each member state of total EU personnel: EUPOL COPPS/Palestinian Territories	101
Figure 4.66 Personnel percentages for each member state of total EU personnel: EUBAM Moldova Ukraine	101
Figure 4.67 Personnel percentages for each member state of total EU personnel: EUTM Somalia	102
Figure 4.68 Personnel percentages for each member state of total EU personnel: EUPAT FYROM	102
Figure 4.69 Personnel percentages for each member state of total EU personnel: AMIS Darfur	102
Figure 4.70 Personnel percentages for each member state of total EU personnel: EUFOR TCHAD/RCA	103
Figure 4.71 Personnel percentages for each member state of total EU personnel: EUCAP Nestor	103
Figure 4.72 Personnel percentages for each member state of total EU personnel: EUAVSEC South Sudan	103
Figure 4.73 Personnel percentages for each member state of total EU personnel: EUTM Mali	104
Figure 4.74 Personnel percentages for each member state of total EU personnel: EUBAM Libya	104
Figure 4.75 Personnel percentages for each member state of total EU personnel: EUAM Ukraine	104
Figure 4.76 Personnel percentages for each member state of total EU personnel: EU-SSR Guinea Bissau	105
Figure 4.77 Personnel percentages for each member state of total EU personnel: EUSEC RD Congo	105
Figure 4.78 Personnel percentages for each member state of total EU personnel: EUPOL RD Congo	105
Figure 4.79 Personnel percentages for each member state of total EU personnel: EUPOL Kinshasa Congo	106
Figure 4.80 Personnel percentages for each member state of total EU personnel: EUJUST LEX-Iraq	106
Figure 4.81 Personnel percentages for each member state of total EU personnel: EUBAM RAFAH	106
Figure 4.82 Personnel percentages for each member state of total EU personnel: EUCAP Niger	107
Figure 4.83 Personnel percentages for each member state of total EU personnel: EUFOR RCA	107
Figure 4.84 Personnel percentages for each member state of total EU personnel: EUCAP Sahel Mali	107
Figure 4.85 Personnel percentages for each member state of total EU personnel: EU Military Training Mission, Central Africa Republic	108
Figure 4.86 Personnel percentages for each member state of total EU personnel: EU Military Advisory Mission, EUMAM RCA	108
Figure 4.87 Personnel percentages for each member state of total EU personnel: EU Naval Operation Mediterranean Sophia	109
Figure 4.88 Average personnel by country for missions and operations in Africa	109
Figure 4.89 Average personnel by country for missions/operations in Asia	109
Figure 4.90 Average personnel by country for missions/operations in Europe	110
Figure 4.91 Average personnel by country per conflict intensity	111
Figure 4.92 Average personnel by country per conflict type	111
Table I.1 Summary of sources.	10
Table I.2 Costs for CSDP military operation and civilian missions with sources.	11
Table 4.1 Percentage of personnel by country in each region	110

PART I

1.1 Building a database on EU CSDP missions and operations: challenges and opportunities

Since the launch of the first civilian missions and military operations in 2003, the EU Common Security and Defence Policy (CSDP) has expanded its footprint all over the world. Today, the European Union has deployed a total of 35 missions and operations to some of the worst conflict zones in Africa, Europe, the Middle East, and Asia. Thirteen of these operations have had a military component, while the 22 civilian missions have performed multifaceted roles in training, rule of law assistance, police and security sector reform, border control, and monitoring.

The progressive implementation and evolution of the CSDP has generated enormous interest from policymakers, academics, members of the media, stakeholders, and EU citizens. *What are the characteristics of CSDP missions and operations (aims, personnel, length, etc.)? How do member states contribute? How has the CSDP evolved over the last fifteen years?*

Despite a growing literature on the topic, as well as continuous efforts by EU institutions to improve transparency, even basic information on EU missions and operations is often difficult to find. Data is extremely fragmented among a range of sources including scientific studies (monographs, articles, edited volumes, etc.), peacekeeping databases, official EU web sources (European External Action Service, European Union Institute for Security Studies, Council website, etc.), newspapers, and other publications. The existing knowledge base on EU missions and operations thus currently lacks a single, centralized source with credible and comprehensive data. Moreover, existing data from these varied sources is mostly incomplete. Sources rarely report basic information about an operation or mission (e.g., year of deployment, end, length, personnel, country of deployment, budget, etc.) including data about how many troops each member state individually contributes, or qualitative information such as cooperation with other international organizations.

In sum, a centralized, comprehensive, and accurate database on the missions and operations of the EU is needed in the field. A database of this kind fills in the gaps of existing sources, contributing new and significant knowledge on the characteristics of CSDP missions and operations while minimizing the time to search for information and maximizing the results of analyses on the subject.

1.2 The EU's Global Engagement Database version 2.0

With this aim in mind, we published the first version of the “*EU's Global Engagement Database*” in June 2016. After a year, a number of ongoing operations and missions have been either extended or concluded, while the EU has also launched three new military operations. This release is thus an updated version of the database, refreshing existing data and capturing information on the new operations. This new version presents four main developments: first, we updated the data concerning the lives of missions and operations by indicating the year of extended mandates, the status (ended or not), and the length. Second, we updated the list of participating states for ongoing missions and operations. Third, we included three new variables describing the costs for each mission and operation. Finally, we collected data on the three new military operations launched in 2015 and 2016.

The current version of the database collects data on the 35 CSDP operations and missions deployed since 2003. We created 73 variables reporting data on: mission duration (year of start and end, length in months, status as ongoing or ended), EU member state participation (number of EU states, proportionality), personnel (total personnel, personnel by country, prevalence of a member state), goals, level of engagement, context of deployment (states, region, conflict characteristics) and budget.

Grounded in rich data collection and supported by rigorous methodology, the *EU's Global Engagement Database* contributes one of the most comprehensive, complete, and up-to-date data collections on EU civilian missions and military operations in the field. The database offers multiple and diverse potential applications for studies in International Relations and EU foreign and security policy by allowing longitudinal analyses and comparative studies of both collective EU global engagement and individual member states' participation.

Through our data, we aim to support new studies in international security and conflict resolution, responding to additional questions on the use of force, civilian peacekeeping, conflict intensity, and more.

1.3 Overcoming the old and new challenges of data collection on CSDP missions and operations: the strategy of the EU's Global Engagement Database

In order to present complete and accurate information on CSDP missions and operations, we needed to address complex methodological problems related to 1) definition of variables, 2) availability of data, and 3) operationalization of indicators. Part II of this codebook defines each variable included in the database, aiming to give an accurate and clear description of what the data report. While defining a variable may seem straightforward, this task requires critical decision-making that will determine both the content and the presentation of the data collected. For example, even a seemingly simple variable to define, such as the length of a mission or operation, may have very different definitions depending on the method of measurement: *when is the official starting point of a mission or operation (the formal EU decision, or the effective deployment of personnel)? What is the selected unit of measurement (months, years)? Is there a sub-unit of measurement (half years, half months)?* Analysts should therefore always consult all documentation (in our case, this codebook) accompanying the files containing the data.

Second, we needed to design our database in a way that validly and credibly addressed the availability of data—or rather, in the case of the CSDP, the unavailability of data. Published data tables from academic publications typically provide only limited information on certain missions or operations, and do not include data on all missions or operations. In our database, we avoid missing cases, except on very rare occasions. Although we were able to address information gaps by triangulating accurate data from multiple sources, with fewer data points, we have fewer opportunities to analyse the data from a longitudinal perspective. In particular, some variables continuously change over the period of observation. This is the case for the personnel or troops deployed in missions and operations. Because these statistics are not always reported in official sources, it may first be difficult to find an exact number of personnel deployed in each mission and operation, at any moment in time. Compounding the complexities, the number of personnel deployed naturally fluctuates over the life of a mission or operation, as the total deployment can peak and then decline during the drawdown of a mission. There is, however, no official available record tracking this evolution of personnel over

time. For the measure of total personnel (v010), we therefore decided to take the peak number of personnel we found in the different sources scanned. This represents, in our view, the best solution to reporting what is known about the number of personnel deployed.

The hunt for accurate data on personnel contributions to each mission by each individual EU member state is even more difficult and complex. When we find a source on member state contributions, this gives us a snapshot of the deployment at one specific moment in time. This picture generally provides a good description of the proportion of personnel employed by each participating state, because states tend to maintain a certain number of personnel (or proportion) for the entire mission or operation. At the same time, however, it may describe a contingent situation in which a state is over- or under-represented by the data because of temporary movements of troops or personnel.

Other variables strongly affected by data availability are those concerning the budget. Regarding military operations, while *shared costs* are often readily available and published by official sources, *total costs* are unknown. This is because the bulk of funding for military operations comes from national defence budgets, not common or *shared costs* from the EU budget. Expenditures in national budgets are not labelled as predominantly or entirely allocated to CSDP military operations, and national governments have not made these figures clear. In this case, we therefore calculate an estimation of total costs based on a proxy; according to official sources, the Athena Mechanism covers approximately 10-15%¹ of the *total costs* of a military operation.²

In short, persistent gaps in data availability pose significant obstacles to creating a database in this field. The unavailability of data creates missing cases, constrains data collection to a specific time period, and requires methodologically-rigorous estimation. In these cases in which the state of information is not ideal, our data thus represents “the best we can do,” presenting valid and credible indicators from a broad, comparative perspective. At the same time, we recommend that analysts consider the structural limits of each variable, especially for variables that lack longitudinal availability, or reflect only partial availability.

Finally, in close relation to the above-mentioned problems of finding data, the operationalization phase may restrict the object of inquiry to one or very few indicators. When data is available, we tried to create additional indicators for a characteristic of the mission or operation observed. In the case of budget data, for instance, we created three separate variables: shared total costs, total costs, and annual estimated costs for each mission and

¹ According to official sources, Athena covers approximately 10% to 15% of the costs of a military operation ([http://www.europarl.europa.eu/RegData/etudes/ATAG/2016/577958/EPRS_ATA\(2016\)577958_EN.pdf](http://www.europarl.europa.eu/RegData/etudes/ATAG/2016/577958/EPRS_ATA(2016)577958_EN.pdf)). We use this number as a proxy to estimate total costs of military operations. A third kind of expense is represented by *preparatory actions*, costs that EU institutions and missions undertake in the early phases of intervention, shortly after a mission or operation has been formally established. The Lisbon Treaty introduces, in Article 43, a start-up fund made up of Member States' contributions to cover these kinds of costs, when they do not fall under the Union budget.

² The mechanism differentiates funding streams for civilian missions from military operations (Arts. 41 and 43 TEU). Article 41 of the Treaty on European Union (TEU) distinguishes between *administrative* and *operational* expenditures. Administrative expenditures are charged to the EU budget, both for civilian missions and for military operations (Art. 41.1). Operational expenditures, however, have different financing sources depending on the civilian or military nature of the intervention. Civilian missions are financed by the CFSP budget (Chapter 19 03 of the EU budget), including operational expenditures (unless the Council unanimously decides otherwise, see Art. 41.2). The expenditures of civilian missions that are not financed by the CFSP budget must be charged to the EU member states. The operational costs of military operations are financed by participating member states (both EU and third-party non-member states) and under the Athena financing mechanism.

operation. As civilian missions and military operations follow two (partially overlapping) mechanisms of funding, there are several implications for the definition of budgetary indicators. The common costs of military operations constitute only a (small) portion of expenditures. A variable indicating common costs, such as the one we introduced in this version, is helpful for comparing different interventions but is too small to present an overall picture of the mission or operation. Instead, variable V072 facilitates this kind of analysis, by estimating the total costs of the military operations by a proxy, as described above. The result is an approximation that—while far from providing precise numbers—offers a high-level picture of the costs of each military operation. This research provides valuable information, given that published data on the *total* expenses for CSDP military operations is extremely rare, and that published data on the *shared* expenses reflects only a small portion of spending, 10-15% of the total costs. The third variable (V073) reports shared total cost per year. It does not indicate the actual or reported expenditure per year of each mission and operation, but is an average measure, an estimation that enables the researcher to compare CSDP interventions. When used together, the three variables offer a better picture of the running costs to operate each mission and operation. Similarly, we create multiple indicators for the level of EU Engagement: the number of participating states, the personnel deployed, the conflict in the country of intervention and its geographic characteristics. Rather than increasing redundancy, multiple indicators of a single object (budget, personnel, etc.) improve accuracy and allow for better comparisons, reducing erroneous conclusions.³ Our final suggestion to the analysts using our data is to include as many indicators as available and, when possible, to integrate them with other sources.

1.4 Sources

As we specified in the first version of the EU's Global Engagement Database, our core methodology of collection is data triangulation. As stated in previous paragraphs, data collection on this topic is difficult and rife with discrepancies. In order to ensure quality control of our findings, we rigorously triangulate diverse and multiple sources. First, we make a broad and deep sweep of existing data from foundational databases (e.g., the EU ISIS CSDP Mission Map, SIPRI, and the IISS Military Balance). We collect as many possible data points for each variable over the duration of each operation or mission to account for structural variations during different operational phases (launch, ending, etc.).

We then conduct a second scanning of secondary data sources unique to the specific operation or mission, including official government documents, news reports, or academic publications. We also conduct original primary interviews with CSDP officials for operations or missions where published information was unavailable or limited. As a general best practice, we prioritize data sources that are either from primary documents (for example, government-published reports) or from original primary interviews.

Our database draws upon five central groups of sources: foundational databases, original primary interviews, original documents, academic publications, and news sources and other miscellaneous sources.

³ Looking only at shared costs may, for example, cause us to consider military operations as less expensive than civilian missions.

Source Type	Representative Sources
Foundational Databases	SIPRI, EU ISIS (CSDP Mission Map), The IISS Military Balance, ZIF Berlin
Original Primary Interviews	Interviews conducted by the project team with officials of CSDP operations and missions
Official Documents	EU External Action Service factsheets; individual mission or operation websites and factsheets; EEAS Civilian Planning and Conduct Capability (CPCC) reports; European Scrutiny Committee of the UK Parliament reports
Academic Publications	Major publications including Grevi et al. (2009), Koutrakos (2013), Pohl (2014), Howorth (2nd Edition, 2014), Smith (2017), etc. (see References)
News Sources and other Miscellaneous	For example, OperationsPaix.net, UNDP, <i>The Washington Post</i>

Table I.1 Summary of sources.

We follow the same principles to locate sources for data on the budget of each mission and operation. In these cases, we mainly rely on the annual reports (YES Report) of the European Union Institute for Security Studies (EUISS) along with 1) factsheets released by official sources such as the European External Action Service and the pressrooms of operations/missions; 2) reports or publications by governmental organizations (such as the UNDP) or national institutions (Parliament or official government sources); and 3) scientific publications. Table I.2 reports the EU shared costs for each year of mission or operation activity, the total sum of shared costs, and the sources for each value.

Mission (abbr.)	2003	2004	2005	2006	2007	2008	2009	2010	2011	2012	2013-	2014-	2015-	Shared	Source
											2014	2015	2016	Total	
EULEX Kosovo						265		56.78	141.43	128.3	110	90	77	811.73	Grevi et al. (2009) for 2008-2009; YES Report 2013 for 2010 to 2012; YES Report 2014 for 2013-2014 and YES Report 2016 for 2014-2015 and 2015-2016
EUAM Ukraine												13.1	14.4	27.5	YES report (2016)
EUBAM Ukraine/Moldova						89.6					20.7		14.8	125.1	UNDP website for 2005-2013 (http://www.md.undp.org/content/moldova/en/home/operations/projects/effective_governance/proiecte-finalizate/eu-border-assistance-mission-to-moldova-and-ukraine.html); Eubam Annual Reports 2015 and 2016 (http://eubam.org/publications/) for 2014-2015 and 2016-2017 NOTE: total budget is calculated until Nov 2017.
EUMM Georgia						49.6		5.97	23.15	21.32	18.3	17.64	135.98	Grevi et al. (2009) for 2008 to 2010; YES Report 2013 for 2010 to 2012; YES Report 2014 for 2013-2014 and YES Report 2016 for 2014-2015 and 2015-2016	

EUBAM Rafah																				Smith (2017) from 2005 to 2009; YES Report 2013 for 2010 to 2012; YES Report 2014 for 2013-2014 and YES Report 2016 for 2014-2015 and 2015-2016
EUPOL COPPS																				Smith (2017) from 2005 to 2009; YES Report 2013 for 2010 to 2012; YES Report 2014 for 2013-2014 and YES Report 2016 for 2014-2015 and 2015-2016
EUPOL Afghanistan																				Smith (2017) from 2007 to 2009; YES Report 2013 for 2010 to 2012; YES Report 2014 for 2013-2014 and YES Report 2016 for 2014-2015 and 2015-2016 NOTE: data is collected until December 2015
EUCAP Nestor																				YES Report 2013 for 2010 to 2012; YES Report 2014 for 2013-2014 and YES Report 2016 for 2014-2015 and 2015-2016
EUCAP Sahel Niger																				YES Report 2013 for 2010 to 2012; YES Report 2014 for 2013-2014 and YES Report 2016 for 2014-2015 and 2015-2016
EUBAM Libya																				YES Report 2014 for 2013-2014 and YES Report 2016 for 2014-2015 and 2015-2016

EUCAP Sahel Mali												5.5	11.4	16.9	YES Report 2016
EUSEC DR Congo			1.6	1.84	4.75	9.7	8.45	12.1	13.3	11.65	8.46	4.6	2.7	79.15	Grevi et al. (2009) for 2005 to Sept. 2009; YES Report 2013 for 2010 to 2012; YES Report 2014 for 2013-2014 and YES Report 2016 for 2014-2015 and 2015-2016
EUPOL DR Congo					6.2	6.9	6.9	2.16	2.21	2.7	6.33			33.4	Grevi et al. (2009); YES Report 2013; YES 2014
EUAVSEC South Sudan										3.94	7.58			11.52	YES Report 2013 for 2010 to 2012; YES Report 2014 for 2013-2014
EUJUST LEX Iraq			30					16.5	24.8	27.2	13.6			112.1	Grevi et al. (2009) for 2005-2009 and YES rep 2013 for the period 2010-2013
EUPOL PROXIMA I II		15.5	15.5											31	Smith (2017)
Eupol Kinshsa				2.15	2.15									4.3	Grevi et al. (2009)
EUPM BiH	35.7	17.5	17.4	12	12.5	14.8	12.4	14.1	17.6	5.3				159.3	Grevi et al. (2009) for period 2002-2009, fact sheets on EUPM mission for the years 2010, 2011, 2012
AMM			15.3											15.3	Smith (2017)
Eujust Themis				2										2	Smith (2017)
Support to AMIS			4.1											4.1	Gebrewold-Tochalo (2009), p. 49
EU SSR GUINEA							5.65	2.2						7.85	http://www.consilium.europa.eu/uedocs/cms_data/docs/missionPress/files/100930%20FACTSHEET%20EU%20SSR%20Guinea-Bissau%20-

																		%20version%2012_EN.p df	
Concordia	4.7																	4.7	YES Report 2013
ARTEMIS DRC	7																	7	YES Report 2013
EUFOR Althea																		71.7	YES Report 2013
EUTM Mali													18.4	27.7				46.1	YES Report 2014 and 2016
EUTM Somalia								4.8	4.8	5	5.8	11.6	17.5					49.5	YES Report 2013 for 2010 to 2012; YES Report 2014 for 2013- 2014 and YES Report 2016 for 2014-2015 and 2015-2016
EUFOR Tchad RCA						49.6	49.6											99.2	YES Report 2013
EUFOR DR CONGO				16.7														16.7	YES Report 2013
EU NAVFOR Somalia - Operation ATALANTA							8.3	8.4	8.1	8.3	7.45	7.39	7.39					55.33	Factsheet (16 October 2012) for 2008-2012; YES Report 2013 for 2010 to 2012; YES Report 2014 for 2013- 2014 and YES Report 2016 for 2014-2015 and 2015-2016
EUNAVFOR MED - Operation SOPHIA														11.82				11.82	till June 2016: Factsheet (https://eas.europa.eu/ sites/eas/files/factshee t_eunavfor_med_en_0.pd f.)
EUMAM RCA																	7.9	7.9	YES Report 2016
EUFOR RCA Bangui													30.62					30.62	YES Report 2015
EUTM RCA	0	0	0	0	0	0	0	0	0	0	0	0	18.18					18.18	Until 2018 https://www.publicatio ns.parliament.uk/pa/cm 201617/cmselect/cmeul eg/71-viii/7121.htm

Table I.2 Costs for CSDP military operation and civilian missions with sources.

1.5 Using and sharing our data

We offer 'EU's Global Engagement: A Database of CSDP Military Operations and Civilian Missions Worldwide' as a free-access database to be used only for scientific and/or educational purposes. No commercial use is allowed by the copyright holders.

Users must refer to both the database and its related contents (codebook, tables, charts, etc.) found on our website by citing the following manuscripts:

Danilo Di Mauro, Ulrich Krotz, and Katerina Wright. 2017. *EU's Global Engagement: A Database of CSDP Military Operations and Civilian Missions Worldwide*, Version 2.0, European University Institute (EUI). doi:10.2870/14148

Data are reported in three different files:

- 1) An Excel table, where all variables (except for continuous/numeric) are indicated as text.
- 2) An Excel table, where all of the variables (except for nominal/string) are numerically encoded.
- 3) A STATA file.

The Global Governance Programme at the Robert Schuman Centre for Advanced Studies (EUI) periodically updates data and related tools, such as graphs, charts, tables, and so on.

As with the past edition, the present codebook is organized in four parts. Part I introduces the database, with fundamental information about sources and methodology. Part II describes the variables by providing number, name, type, definition and descriptive statistics. Part III presents factsheets summarizing the main characteristics of each operation or mission. Finally, Part IV reports a selection of figures and tables analysing EU engagement under four main aspects: trends, intensity of intervention, space (regional) deployment, and member states' involvement.

PART II

Description of Variables

V001

Mission Name

Definition: Official name of the mission (and abbreviation)

Type: nominal/string

Descriptives:

1. Aceh Mission- AMM
2. EU Advisory Mission for Civilian Security Sector Reform Ukraine (EUAM Ukraine)
3. EU Aviation Security South Sudan (EUAVSEC South Sudan)
4. EU Border Assistance Mission Libya (EUBAM Libya)
5. EU Border Assistance Mission Moldova and Ukraine (EUBAM Moldova - Ukraine)
6. EU Border Assistance Mission Rafah (EUBAM RAFAH)
7. EU Capacity Building Sahel Mali (EUCAP Sahel Mali)
8. EU Capacity Building Sahel Niger (EUCAP Niger)
9. EU Integrated Rule of Law Mission Iraq (EUJUST LEX-Iraq)
10. EU Military Advisory Mission, Central African Republic, EUMAM RCA
11. EU Military Bridging Mission (EUFOR TCHAD/RCA)
12. EU Military Force in Bosnia and Herzegovina (EUFOR ALTHEA/ BiH)
13. EU Military Force in Congo (EUFOR RD Congo)
14. EU Military Force RCA Bangui (EUFOR RCA Bangui)
15. EU Military Mission ARTEMIS, Democratic Republic of Congo (DRC)
16. EU Military Mission CONCORDIA/ FYROM, Former Yugoslav Republic of Macedonia
17. EU Military Training Mission, Central Africa Republic (EUTM RCA)
18. EU Monitoring Mission Georgia (EUMM Georgia)
19. EU Naval Force Somalia ATALANTA (EU- NAVFOR Somalia)
20. EU Naval Operation Mediterranean SOPHIA (EUNFAVOR MED SOPHIA)
21. EU Police Advisory Team Former Yugoslav Republic of Macedonia (EUPAT)
22. EU Police Mission AFGHANISTAN (EUPOL)
23. EU Police Mission Bosnia and Herzegovina (EUPM BiH)
24. EU Police Mission Congo (EUPOL RD CONGO)
25. EU Police Mission Former Republic of Yugoslavia PROXIMA (Proxima/ FYROM) 1 AND 2
26. EU Police Mission Kinshasa, Democratic Republic of Congo (EUPOL Kinshasa)
27. EU Police Mission in Palestinian Territories (EUPOL COPPS/ Palestinian Territories)
28. EU Regional Maritime Capacity Building for the Horn of Africa and the Western Indian Ocean (EUCAP Nestor)
29. EU Rule of Law Mission Georgia (EUJUST THEMIS)
30. EU Rule of Law Mission in Kosovo (EULEX KOSOVO)
31. EU Security Sector Reform Mission in Democratic Republic of the Congo (EUSEC RD Congo)
32. EU Security Sector Reform Mission in Guinea-Bissau (EU-SSR)
33. EU Somalia Training Mission (EUTM Somalia)
34. EU Support to AMIS (Darfur)
35. EU Training Mission Mali (EUTM Mali)

V002**Starting Year**

Definition: Year in which the operation or mission was approved by EU institutions

Type: Continuous/numeric

Descriptives:

Range: 2003 to 2016

Year	Freq.	Percent
2003	4	11.43
2004	2	5.71
2005	9	25.71
2006	1	2.86
2007	2	5.71
2008	5	14.29
2010	1	2.86
2012	3	8.57
2013	2	5.71
2014	3	8.57
2015	2	5.71
2016	1	2.86
Total	35	100.00

V003**Extension/end Year**

Definition: Year of extension (if still active) or end (official decisions)

Type: Continuous/numeric

Descriptives:

Range: 2003 to 2019

Extension/Ending year	Freq.	Percent
2003	2	5.71
2005	2	5.71
2006	3	8.57
2007	2	5.71
2009	1	2.86
2010	1	2.86
2012	1	2.86
2013	1	2.86
2014	2	5.71
2015	1	2.86
2016	3	8.57

2017	4	11.43
2018	11	31.43
2019	1	2.86
Total	35	100.00

V004 Ended operations and missions

Definition: Describes whether operations and missions officially ended

Type: Binary/numeric

Values: NOT ended=0 Ended=1

Descriptives:

Range: 0 to 1

Mission Ended	Frequency	Percent
NOT Ongoing	16	45.71
Ended	19	54.29
Total	35	100.00

V005 Length in months

Definition: Length of the operations and missions in months. The variable is calculated as following:

- for ended operations and missions: from the official launch to the closure
- for ongoing operations and missions: from the official launch to the end of the actual (last update October 2017) mandate.

Type: Continuous/numeric

Descriptives:

Range: 4 to 155

Variable	Obs	Mean	Std. Dev.	Min	Max
Length in months	35	64	51.226	4	155

V006 Type of operations and missions

Definition: Type of EU operations and missions (civilian or military) according to the definition of the mandate.

Military operations require the deployment of military assets and military troops, and are financed by the Athena Mechanism and member state contributions. Civilian missions—operating in capability areas such as justice, civilian administration, monitoring, policing—draw on civilian instruments, are staffed by civilian personnel, and are financed through the CFSP budget or charged to member states as determined in accordance with gross national product scale. Civilian and military operations also follow different chains of command, and are enacted through different institutional procedures.

Type: Binary/numeric

Values: Civilian=0; Military=1; Civilian-Military=2

Descriptives:

Range: 0 to 2

Type of Mission	Frequency	Percent
Civilian	22	62.86
Military	12	34.29
Civilian/Military	1	2.86
Total	35	100.00

V007 Number of states at time of launch

Definition: Number of participating EU states as reported or published when the operation or mission first launched

Type: Continuous/numeric

Descriptives:

Range: 6 to 25

Variable	Obs	Mean	Std. Dev.	Min	Max
Number of states at time of launch	35	15.314	5.629	6	25

V008 Peak number of states during the operations and missions

Definition: Peak number of participating EU states during the operation or mission

Type: Continuous/numeric

Descriptives:

Range: 6 to 27

Variable	Obs	Mean	Std. Dev.	Min	Max
Peak number of states during the operations/missions	35	16.6	6.069	6	27

V009 Proportional number of states (at time of launch)

Definition: Proportional number of participating states when the operation or mission started. The value is the result of the proportion between the number of participating states and the number of EU Member States at time of launch multiplied by 100. For instance, 25 states participated in the European Union Monitoring Mission Georgia with a Proportional Number of States of $25 \times 100 / 27 = 93$ percent.

Type: Continuous/numeric

Descriptives:

Range: 22 to 100

Variable	Obs	Mean	Std. Dev.	Min	Max
Proportional Number of States	35	62.571	23.818	21	100

V010 Absolute recorded maximum personnel/troops (including international personnel and troops)

Definition: This variable measures the absolute recorded (or published) maximum personnel/troops deployed (including international forces where present) for each operation and mission.

Type: Continuous/numeric

Descriptives:

Range: 10 to 7000

Variable	Obs	Mean	Std. Dev.	Min	Max
Peak Total Number of Personnel	35	692.314	1354.94	10	7000

V011 Source of data

Definition: Source of data about *Absolute Recorded Maximum Personnel/troops* (V010)

Type: nominal/string

Descriptives:

Source of Data	Freq.	Percent
Pohl 2014	19	54.29
SIPRI	4	11.43
Koutrakos, P. (2013)	1	2.86
ISIS Europe CSDP Mission Map	4	11.43
Ad hoc Interview	1	2.86
French government, EEAS Website	1	2.86
Mission Factsheet	1	2.86
EEAS	4	11.43
Total	35	100.00

V012 Austria Personnel

Definition: number of personnel (both civilian and military) deployed by Austria

Type: Continuous/numeric

Descriptives:

Variable	Obs	Mean	Std. Dev.	Min	Max
Austria Personnel	35	18.4	65.097	0	304

V013 Belgium Personnel

Definition: Number of personnel (both civilian and military) deployed by Belgium

Type: Continuous/numeric

Descriptives:

Variable	Obs	Mean	Std. Dev.	Min	Max
Belgium Personnel	35	12.543	28.072	0	147

V014 Bulgaria Personnel

Definition: Number of personnel (both civilian and military) deployed by Bulgaria

Type: Continuous/numeric

Descriptives:

Variable	Obs	Mean	Std. Dev.	Min	Max
Bulgaria Personnel	35	6.8	23.686	0	120

V015 Croatia Personnel

Definition: Number of personnel (both civilian and military) deployed by Croatia

Type: Continuous/numeric

Descriptives:

Variable	Obs	Mean	Std. Dev.	Min	Max
Croatia Personnel	35	.0	.0	0	0

V016 Cyprus Personnel

Definition: Number of personnel (both civilian and military) deployed by Cyprus

Type: Continuous/numeric

Descriptives:

Variable	Obs	Mean	Std. Dev.	Min	Max
Cyprus Personnel	35	.371	.843	0	4

V017 Czech Republic Personnel

Definition: Number of personnel (both civilian and military) deployed by the Czech Republic

Type: Continuous/numeric

Descriptives:

Variable	Obs	Mean	Std. Dev.	Min	Max
Czech Rep. Personnel	35	3.029	7.583	0	33

V018 Denmark Personnel

Definition: Number of personnel (both civilian and military) deployed by Denmark

Type: Continuous/numeric

Descriptives:

Variable	Obs	Mean	Std. Dev.	Min	Max
Denmark Personnel	35	2.829	6.604	0	37

V019 Estonia Personnel

Definition: Number of personnel (both civilian and military) deployed by Estonia

Type: Continuous/numeric

Descriptives:

Variable	Obs	Mean	Std. Dev.	Min	Max
Estonia Personnel	35	.886	1.711	0	8

V020 Finland Personnel

Definition: Number of personnel (both civilian and military) deployed by Finland

Type: Continuous/numeric

Descriptives:

Variable	Obs	Mean	Std. Dev.	Min	Max
Finland Personnel	35	8.4	15.170	0	75

V021 France Personnel

Definition: Number of personnel (both civilian and military) deployed by France

Type: Continuous/numeric

Descriptives:

Variable	Obs	Mean	Std. Dev.	Min	Max
France Personnel	35	182.6	461.605	0	2100

V022 Germany Personnel

Definition: Number of personnel (both civilian and military) deployed by Germany

Type: Continuous/numeric

Descriptives:

Variable	Obs	Mean	Std. Dev.	Min	Max
Germany Personnel	35	57.457	153.298	0	745

V023 Greece Personnel

Definition: Number of personnel (both civilian and military) deployed by Greece

Type: Continuous/numeric

Descriptives:

Variable	Obs	Mean	Std. Dev.	Min	Max
Greece Personnel	35	10.086	34.098	0	195

V024 Hungary Personnel

Definition: Number of personnel (both civilian and military) deployed by Hungary

Type: Continuous/numeric

Descriptives:

Variable	Obs	Mean	Std. Dev.	Min	Max
Hungary Personnel	35	8.286	29.437	0	166

V025 Ireland Personnel

Definition: Number of personnel (both civilian and military) deployed by Ireland

Type: Continuous/numeric

Descriptives:

Variable	Obs	Mean	Std. Dev.	Min	Max
Ireland Personnel	35	12.971	59.157	0	350

V026 Italy Personnel

Definition: Number of personnel (both civilian and military) deployed by Italy

Type: Continuous/numeric

Descriptives:

Variable	Obs	Mean	Std. Dev.	Min	Max
Italy Personnel	35	46.286	137.441	0	765

V027 Latvia Personnel

Definition: Number of personnel (both civilian and military) deployed by Latvia

Type: Continuous/numeric

Descriptives:

Variable	Obs	Mean	Std. Dev.	Min	Max
Latvia Personnel	35	1.857	6.792	0	40

V028 Lithuania Personnel

Definition: Number of personnel (both civilian and military) deployed by Lithuania

Type: Continuous/numeric

Descriptives:

Variable	Obs	Mean	Std. Dev.	Min	Max
Lithuania Personnel	35	1	1.627	0	6

V029 Luxemburg Personnel

Definition: Number of personnel (both civilian and military) deployed by Luxemburg

Type: Continuous/numeric

Descriptives:

Variable	Obs	Mean	Std. Dev.	Min	Max
Luxemburg Personnel	35	.0486	.612	0	2

V030 Malta Personnel

Definition: Number of personnel (both civilian and military) deployed by Malta

Type: Continuous/numeric

Descriptives:

Variable	Obs	Mean	Std. Dev.	Min	Max
Malta Personnel	35	.314	.758	0	3

V031 The Netherlands Personnel

Definition: Number of personnel (both civilian and military) deployed by the Netherlands

Type: Continuous/numeric

Descriptives:

Variable	Obs	Mean	Std. Dev.	Min	Max
Netherlands Personnel	35	7.629	16.119	0	75

V032 Poland Personnel

Definition: Number of personnel (both civilian and military) deployed by Poland

Type: Continuous/numeric

Descriptives:

Variable	Obs	Mean	Std. Dev.	Min	Max
Poland Personnel	35	26.829	70.685	0	350

V033 Portugal Personnel

Definition: Number of personnel (both civilian and military) deployed by Portugal

Type: Continuous/numeric

Descriptives:

Variable	Obs	Mean	Std. Dev.	Min	Max
Portugal Personnel	35	5.857	12.346	0	53

V034 Romania Personnel

Definition: Number of personnel (both civilian and military) deployed by Romania

Type: Continuous/numeric

Descriptives:

Variable	Obs	Mean	Std. Dev.	Min	Max
Romania Personnel	35	10.2	34.483	0	196

V035 Slovakia Personnel

Definition: Number of personnel (both civilian and military) deployed by Slovakia

Type: Continuous/numeric

Descriptives:

Variable	Obs	Mean	Std. Dev.	Min	Max
Slovakia Personnel	35	2.314	7.315	0	40

V036 Slovenia Personnel

Definition: Number of personnel (both civilian and military) deployed by Slovenia

Type: Continuous/numeric

Descriptives:

Variable	Obs	Mean	Std. Dev.	Min	Max
Slovenia Personnel	35	1.457	4.949	0	29

V037 Spain Personnel

Definition: Number of personnel (both civilian and military) deployed by Spain

Type: Continuous/numeric

Descriptives:

Variable	Obs	Mean	Std. Dev.	Min	Max
Spain Personnel	35	31.629	77.920	0	387

V038 Sweden Personnel

Definition: Number of personnel (both civilian and military) deployed by Sweden

Type: Continuous/numeric

Descriptives:

Variable	Obs	Mean	Std. Dev.	Min	Max
Sweden Personnel	35	20.857	42.419	0	200

V039 The UK Personnel

Definition: Number of personnel (both civilian and military) deployed by the UK

Type: Continuous/numeric

Descriptives:

Variable	Obs	Mean	Std. Dev.	Min	Max
UK Personnel	35	11.229	21.748	0	90

V040 EU_Sum

Definition: Sum of personnel deployed by EU Member States according to the values reported for each country (Variables V012 to V039)

Type: Continuous/numeric

Descriptives:

Variable	Obs	Mean	Std. Dev.	Min	Max
EU_Sum	35	492.6	808.398	10	3250

V041 Source of data

Definition: Source of data about EU_SUM (V040)

Type: Nominal/string

Descriptives:

Source	Frequency	Percent
EEAS Civilian Planning and Conduct Capability (CPCC) Personnel Figures as of 30/04/2015	2	5.71
Besenyó J. (2015)	1	2.86
Grevi, Lynch et al. (2005)	1	2.86

ISIS Europe CSDP Map	16	45.71
Ad Hoc Interview	1	2.86
Operations Paix ⁴	2	5.71
Koutrakos, P. (2013)	1	2.86
SIPRI	7	20.00
Mission Factsheet (13/12/2016)	1	2.86
The IISS Military Balance	3	8.57
Total	35	100.00

V042 Significantly unequal troop deployment

Definition: This variable reports the name (or the code according to ISO3166 list) of the country that contributed most to the operation or mission, creating a ‘significantly’ unequal troop deployment. Those countries deploy higher percentages of personnel (above 30%) vis-à-vis the other participating countries.

Type: Nominal/string/numeric

Descriptives:

0 is assigned when there is no significant unequal troop deployment

Significantly unequal troop deployment	Freq.	Percent
None	19	54.29
France	12	34.29
Italy	2	5.71
Spain ⁵	1	2.86
Portugal	1	2.86
Total	35	100.00

V043 Mission Goal 1

Definition: This variable reports the first aim of the operation or mission as described in official EU documents. Goals of the operations and missions are generally specified in the mandate of the Council.

Type: Nominal/string

⁴ For EUBAM Moldova, we also considered the EUBAM mission website and the UNDP website.

⁵ In EUMAM RCA, Spain and France have almost the same number of personnel. French personnel prevailed at the beginning of the operation, when a French head of mission was nominated.

V044 **Mission Goal 2**

Definition: This variable reports the second aim of the operation and mission as described in official EU documents. Goals of the operations and missions are generally specified in the mandate of the Council.

Type: Nominal/string

V045 **Mission Goal 3**

Definition: This variable reports the third aim of the operation and mission as described in official EU documents. Goals of the operations and missions are generally specified in the mandate of the Council.

Type: Nominal/string

V046 **Mission Goal 4**

Definition: This variable reports the fourth aim of the operation and mission as described in official EU documents. Goals of the operations and missions are generally specified in the mandate of the Council.

Type: Nominal/string

V047 **Mission Goal 5**

Definition: This variable reports the fifth aim of the operation and mission as described in official EU documents. The goals of the operations and missions are generally specified in the mandate of the Council.

Type: Nominal/string

V048 **Mission Goals_Cat**

Definition: This variable reports the first aim of the operations and missions (as described in the EU mandate) according to five categories. The first (Border Control) defines operations and missions aimed at monitoring and controlling borders. The second (Security) concerns all the operations and missions aimed at providing security and pacification. These are all military missions. 'Support policy reforms' represents category number three. It includes all the operations and missions aimed at supporting policy reforms, mainly in the military and police sectors. Category four concerns operations and missions aimed at training personnel of the target country (policy, officers, administrative personnel, etc.). Finally, category five concerns all the operations and missions dealing mainly with compliance with agreements between the parties in conflict.

Type: Categorical/numeric

Values:

Border Control=1

Security=2

Support policy reforms=3

Training=4

Monitor and ensure compliance with agreements: 5

Descriptives:

Mission Goals_Cat	Freq.	Percent
Border Control	3	8.57
Security	12	34.29
Support Policy Reforms	10	28.57
Training	6	17.14
Compliance with agreements	4	11.43
Total	35	100.00

V049 Coop_OSCE

Definition: This binary variable reports whether there has been cooperation with the Organization for Security and Co-operation in Europe (OSCE).

Type: Binary/numeric

Values: NO cooperation=0 Cooperation=1

Descriptives:

Range: 0 to 1

Coop_OSCE	Freq.	Percent
No Cooperation	29	82.86
Cooperation	6	17.14
Total	35	100.00

V050 Coop_UN

Definition: This binary variable reports whether there has been cooperation with the United Nations (UN).

Type: Binary/numeric

Values: No cooperation=0; Cooperation=1

Descriptives:

Range: 0 to 1

Coop_UN	Freq.	Percent
No Cooperation	18	51.43
Cooperation	17	48.57
Total	35	100.00

V051 Coop_NATO

Definition: This binary variable reports whether there has been cooperation with the North Atlantic Treaty Organization (NATO).

Type: Binary/numeric

Values: NO cooperation=0 Cooperation=1

Descriptives:

Range: 0 to 1

Coop_NATO	Freq.	Percent
No	30	85.71
Cooperation		
Cooperation	5	14.29
Total	35	100.00

V052 Coop_ASEAN

Definition: This binary variable reports whether there has been cooperation with the Association of Southeast Asian Nations (ASEAN).

Type: Binary/numeric

Values: NO cooperation=0 Cooperation=1

Descriptives:

Range: 0 to 1

Coop_ASEAN	Freq.	Percent
No Cooperation	34	97.14
Cooperation	1	2.86
Total	35	100.00

V053 Coop_AU

Definition: This binary variable reports whether there has been cooperation with the African Union (AU).

Type: Binary/numeric

Values: NO cooperation=0 Cooperation=1

Descriptives:

Range: 0 to 1

Coop_AU	Freq.	Percent
No Cooperation	29	82.86
Cooperation	6	17.14
Total	35	100.00

V054 Engagement Level (nominal)

Definition: This variable reports the level of engagement according to three categories: low, medium, and high. It categorizes the variable *Engagement IndexTOT* according to the following criteria: if *Engagement IndexTOT* is less than 2, engagement is low; if *Engagement IndexTOT* is equal to 2 or 2.33, engagement is medium; if *Engagement IndexTOT* is equal to 2.67 or 3, engagement is high.

Type: categorical/string

Values: low, medium and high.

Descriptives:

Engagement Level (Nominal)	Frequency	Percent
High	9	25.71
Medium	16	45.71
Low	10	28.57
Total	35	100.00

V055 Engagement Index_1

Definition: This variable reports the level of engagement by measuring the proportional number of Member States that participated in the operations and missions at the time of the initial decision. It distinguishes between *High* engagement=3 (greater than 66% of participating member states); *Medium* engagement=2 (between 34% to 66% of member states); and *Low* engagement=1 (fewer than 33% of member states).

Type: categorical/numeric

Values:

High =3
Medium =2
Low =1

Descriptives:

Engagement Index	Frequency	Percent
1		
High	16	45.71
Medium	15	42.86
Low	4	11.43
Total	35	100.00

V056 Engagement Index_2

Definition: This variable reports the level of engagement by measuring the total number of troops/personnel deployed on the ground at the known peak of operations and missions (EU countries only). Categories have been created as follows: *High* engagement=3 (more than 1,000 troops/personnel); *Medium* engagement=2 (between 100 and 999); and *Low* engagement=1 (fewer than 100 units of personnel).

Type: Categorical/numeric

Values:

High =3
Medium =2
Low =1

Descriptives:

Engagement Index 2	Frequency	Percent
High	7	20.00
Medium	11	31.43
Low	17	48.57
Total	35	100.00

V057 Engagement Index_3

Definition: This variable measures the proportional troop or personnel deployment among cooperating member states at the known peak of operations and missions (EU countries only). The resulting index has three categories: *High* engagement=3 (No one single cooperating

member state contributes over 33% of total troops or personnel deployed); *Medium* engagement=2 (One cooperating member state contributes between 33-50% of total troops or personnel deployed); and *Low* engagement=1 (One cooperating member state contributes over 50% of total troops or personnel deployed).

Type: categorical/numeric

Values:

High =3
 Medium =2
 Low =1

Descriptives:

Engagement Index 3	Frequency	Percent
High	19	54.29
Medium	9	25.17
Low	7	20.00
Total	35	100.00

V058 Engagement IndexTOT

Definition: This index combines Engagement Indexes (from 1 to 3) into a single measure resulting from the mean of the three indexes: (Engagement index_1 + Engagement index_2+ Engagement index_3)/3. It is in fact a categorical measure with (theoretically) ten categories: 0; 0.33; 0.67; 1; 1.33; 1.67; 2; 2.33; 2.67; 3.

Type: Categorical/numeric

Descriptives:

Range: 1 to 3

Engagement IndexTOT	Frequency	Percent
1	1	2.86
1.33	3	8.57
1.67	6	17.14
2	8	22.86
2.33	8	22.86
2.66	6	17.14
3	3	8.57
Total	35	100.00

V059 Target Country_1 unicode (string)

Definition: First target country of the EU operation. In cases in which the operation or mission is deployed in multiple countries, this is the main destination in terms of personnel, troops, resources, activity, etc.

Type: Nominal/string

Descriptives:

Target Country_1 Unicode (String)	Frequency	Percent
Afghanistan	1	2.86
Bosnia and Herzegovina	2	5.71
Central African Republic	3	8.57
Chad	1	2.86
Congo Democratic Republic	5	14.29
Georgia	2	5.71
Guinea-Bissau	1	2.86
Indonesia	1	2.86
Iraq	1	2.86
Libya	1	2.86
Mali	2	5.71
Mediterranean Sea	1	2.86
Niger	1	2.86
Palestinian Territories	2	5.71
Republic of Moldova	1	2.86
Serbia (Kosovo)	1	2.86
Somalia	3	8.57
South Sudan	1	2.86
Sudan (Darfur)	1	2.86
The Former Yugoslav Republic of Macedonia	3	8.57
Ukraine	1	2.86
Total	35	100.00

V060 Target Country_1 unicode ISO3166

Definition: First target country of the EU operation. In cases in which the operation or mission is deployed in multiple countries, this is the main destination in terms of personnel, troops, resources, activity, etc. The variable reports a number uniquely identifying a country. The number is assigned according to the list provided by the ISO 3166 country list. This represents a standardization used worldwide by international organizations (such as the UN Statistics Division, etc.) and many countries in order to uniquely identify a country. For more information on ISO 3166, see http://www.iso.org/iso/home/standards/country_codes.htm (last accessed October 2017). This code will be used in all our datasets.

Type: Continuous/numeric

Descriptives:

Target Country_1 Unicode (ISO3166)	Frequency	Percent
Afghanistan	1	2.86
Bosnia and Herzegovina	2	5.71
Central African Republic	3	8.57
Chad	1	2.86
Congo Democratic Republic	5	14.29
Georgia	2	5.71
Guinea-Bissau	1	2.86
Indonesia	1	2.86
Iraq	1	2.86
Libya	1	2.86
Mali	2	5.71
Mediterranean Sea (no code)	1	2.86
Niger	1	2.86
Palestinian Territories	2	5.71
Republic of Moldova	1	2.86
Serbia (Kosovo)	1	2.86
Somalia	3	8.57
South Sudan	1	2.86
Sudan (Darfur)	1	2.86
The Former Yugoslav Republic of Macedonia	3	8.57
Ukraine	1	2.86
Total	35	100.00

V061 Target Country_2 unicode (string)

Definition: Second target country of the EU operation. In cases in which the operation or mission is deployed to multiple countries, this is the second destination in terms of personnel, troops, resources, activity, etc.

Type: Nominal/string

Descriptives:

Target Country_2 Unicode (string)	Frequency	Percent
Central African Republic (RCA)	1	2.86
Seychelles	2	5.71
Ukraine	1	2.86
Libya	1	2.86

No Second Target	30	85.71
Total	35	100.00

V062 Target Country_2 unicode ISO3166

Definition: Second target country of the EU operation. In cases in which the operation or mission is deployed to multiple countries, this is the second destination in terms of personnel, troops, resources, activity, etc. The variable reports a number uniquely identifying a country. The number is assigned according to the list provided by the ISO 3166 country list. This represents a standardization used worldwide by international organizations (such as the UN Statistics Division, etc.) and many countries in order to uniquely identify a country. For more information on ISO 3166, see http://www.iso.org/iso/home/standards/country_codes.htm (last accessed October 2017). This code will be used in all of our datasets.

Type: Continuous/numeric

Descriptives:

Target Country_2 Unicode (ISO3166)	Frequency	Percent
Central African Republic (RCA)	1	2.86
Seychelles	2	5.71
Ukraine	1	2.86
Libya	1	2.86
No Second Target	30	85.71
Total	35	100.00

V063 Target Country_3 unicode (string)

Definition: Third target country of the EU operation. In cases in which the operation or mission is deployed to multiple countries, this is the third destination in terms of personnel, troops, resources, activity, etc.

Type: Nominal/string

Descriptives:

Target Country_3 Unicode (string)	Frequency	Percent
Mauritius	1	2.86
Djibouti ⁶	1	2.86
No third Target	33	94.28
Total	35	100.00

⁶ The mission EUCSP Nestor (now EUCAP Somalia) is not any longer operative in Djibouti.

V064**Target Country_3 unicode ISO3166**

Definition: Third target country of the EU operation. In cases in which the operation or mission is deployed to multiple countries, this is the third destination in terms of personnel, troops, resources, activity, etc. The variable reports a number uniquely identifying a country. The number is assigned according to the list provided by the ISO 3166 country list. This represents a standardization used worldwide by international organizations (such as the UN Statistics Division, etc.) and many countries in order to uniquely identify a country. For more information on ISO 3166, see http://www.iso.org/iso/home/standards/country_codes.htm (last accessed October 2017). This code will be used in all our datasets.

Type: Continuous/numeric

Descriptives:

Target Country_3 Unicode (ISO3166)	Frequency	Percent
Mauritius	1	2.86
Djibouti	1	2.86
No third Target	33	94.28
Total	35	100.00

V065**Target Country_1 COW**

Definition: This variable reports the country code of the Correlates of War (COW) dataset⁷ for the first (in terms of personnel, troops, resources, activity, etc.) target country of the operation.

Type: Continuous/numeric

Descriptives:

Target Country_1 Unicode (COW)	Frequency	Percent
Afghanistan	1	2.86
Bosnia and Herzegovina	2	5.71
Central African Republic	3	8.57
Chad	1	2.86
Congo Democratic Republic	5	14.29
Georgia	2	5.71
Guinea-Bissau	1	2.86
Indonesia	1	2.86
Iraq	1	2.86
Libya	1	2.86
Mali	2	5.71

⁷ <http://www.correlatesofwar.org/>

Mediterranean Sea (missed)	1	2.86
Niger	1	2.86
Palestinian Territories	2	5.71
Republic of Moldova	1	2.86
Serbia (Kosovo)	1	2.86
Somalia	3	8.57
South Sudan	1	2.86
Sudan (Darfur)	1	2.86
The Former Yugoslav Republic of Macedonia	3	8.57
Ukraine	1	2.86
Total	35	100.00

V066 Region

Definition: Code of geographical region according to the UN Statistics Division (<http://unstats.un.org/unsd/methods/m49/m49regin.htm>)

Type: Categorical/numeric

Values:

Africa: 002
Americas: 019
Asia: 142
Europe: 150
Oceania: 009

Descriptives:

Region	Frequency	Percent
Africa	20	57.14
Asia	7	20.00
Europe	8	22.86
Total	35	100.00

V067 SubRegion

Definition: Code of geographical sub-region according to the UN Statistics Division (<http://unstats.un.org/unsd/methods/m49/m49regin.htm>)

Type: Categorical/numeric

Values:

014 Eastern Africa
 017 Middle Africa
 015 Northern Africa
 018 Southern Africa
 011 Western Africa
 029 Caribbean
 013 Central America
 005 South America
 021 Northern America
 143 Central Asia
 030 Eastern Asia
 034 Southern Asia
 035 South-Eastern Asia
 145 Western Asia
 151 Eastern Europe
 154 Northern Europe
 039 Southern Europe
 155 Western Europe
 053 Australia and New Zealand
 054 Melanesia
 057 Micronesia
 061 Polynesia

Descriptives:

SubRegion	Frequency	Percent
Western Africa	4	11.43
Eastern Africa	5	14.29
Northern Africa	2	5.71
Middle Africa	9	25.71
Southern Asia	1	2.86
South-Eastern Asia	1	2.86
Southern Europe	6	17.14
Western Asia	5	14.29
Eastern Europe	2	5.71
Total	35	100.00

V068 Own SubRegion

Definition: Code of geographical sub-region according to authors' categories of sub-regions

Type: Categorical/numeric

Values:

Africa=1

Asia=2

Eastern Border / Balkans=3

Middle East=4

Descriptives:

Own Region	Frequency	Percent
Africa	20	57.14
Asia	1	2.86
Eastern Borders/Balkans	10	28.57
Middle East	4	11.43
Total	35	100.00

V069 Conflict intensity

Definition: This variable reports the level of intensity of the conflict where the EU operation or mission operates. It is calculated using the UCDP/PRIO Armed Conflict Dataset (v.4).⁸ Since our units of analysis are the EU operations and missions, and the units of the UCDP/PRIO dataset are conflicts by year, the reported measure of intensity is the most common category of UCDP/PRIO intensity during the 1 to 3 years before intervention. As an example, EUMM Georgia started in 2008. The UCDP/PRIO code for this conflict is 1-198 (collected in 1992, 2004, and 2008). The intensity in the years preceding the EU intervention (only 2008 in this case) is 1 ('minor'). EUPOL Afghanistan (started in 2007) concerns a conflict (1-137) coded as 2 ('war') during the three years before EU intervention.

If there is no conflict activity during the three years before the EU intervention, the reported value is 0 (for instance, this is the case for EUFOR Althea).

Type: Categorical/numeric

Values:

0= no conflict

1= minor conflict

2= war

Descriptives:

Conflict Intensity	Frequency	Percent
No Conflict	9	25.71
Minor	19	54.92
War	7	20.00
Total	35	100.00

⁸ Pettersson, Therése and Peter Wallensteen (2015) Armed Conflict, 1946-2014 Journal of Peace Research 52(4). Gleditsch, Nils Petter; Peter Wallensteen, Mikael Eriksson, Margareta Sollenberg & Håvard Strand (2002) Armed Conflict 1946–2001: A New Dataset. Journal of Peace Research 39(5): 615–637; Lotta Themnér (2015) UCDP/PRIO Armed Conflict Dataset Codebook, Version 4-2015, Uppsala Conflict Data Program (UCDP), Centre for the Study of Civil Wars International Peace Research Institute, Oslo (PRIO).

V070 Conflict Type

Definition: This variable reports the type of the conflict where the EU operations and missions operate according to the UCDP/PRIO Armed Conflict Dataset (v.4).⁹

Type: Categorical/numeric

Values:

- 1= Extrasystemic
- 2= Interstate armed conflict
- 3= Internal
- 4= Internationalized internal

Descriptives:

Conflict type	Frequency	Percent
None	9	25.71
Internal	15	42.86
Internationalized	11	31.43
Total	35	100.00

V071 Shared Total Costs

Definition: This variable reports the sum of common costs for each mission and operation for their entire duration. Table I.2 at pages 11-14 shows the sources and calculations. For active missions and operations, costs are calculated until December 2016, unless otherwise specified.¹⁰ Values are in absolute numbers (no standardization for inflation rates) and in millions of Euros.

Type: Continuous/numeric

Descriptives:

Variable	Obs	Mean	Std. Dev.	Min	Max
Shared Total Costs	35	76.41	149.326	1.5	811.7

⁹ Pettersson, Therése & Peter Wallensteen (2015) Armed Conflict, 1946-2014 Journal of Peace Research 52(4). Gleditsch, Nils Petter; Peter Wallensteen, Mikael Eriksson, Margareta Sollenberg & Håvard Strand (2002) Armed Conflict 1946–2001: A New Dataset. Journal of Peace Research 39(5): 615–637; Lotta Themnér (2015) UCDP/PRIO Armed Conflict Dataset Codebook, Version 4-2015, Uppsala Conflict Data Program (UCDP), Centre for the Study of Civil Wars International Peace Research Institute, Oslo (PRIO).

¹⁰ These cases include: Moldova and Ukraine Border Mission (EUBAM Moldova - Ukraine), until 2017; EU Naval Operation Mediterranean SOPHIA (June 2016); EU Military Training Mission, Central Africa Republic (2018).

V072 Total Costs

Definition: This variable reports the sum of costs (common and not) for each mission and operation for their entire duration. In the case of civilian missions, *total costs* overlaps with *shared total costs*. In the case of military operations, the total costs are estimated as follows: given that common costs represent 10-15% of total costs according to the EU Council,¹¹ we calculated the lowest estimation of total costs at 15% of the total (total common costs*15/100), and the highest estimation at 10% of the total (total common costs*10/100) and divided their sum by 2. As a result, Total Costs for military operations represent an approximate estimation of total expenditures for each operation.

For active missions and operations, costs are calculated until December 2016, unless otherwise specified.¹² Values are in absolute numbers (no standardization for inflation rates) and in millions of Euros.

Type: Continuous/numeric

Descriptives:

Variable	Obs	Mean	Std. Dev.	Min	Max
Total Costs	35	164.159	223.115	1.5	826.7

V073 Average common costs per year

Definition: This variable reports the sum of shared total costs per year for each mission and operation. Shared total costs (Variable V071) of each operation and mission have been divided by the length in years until December 2016, unless otherwise specified (see Table I.2). The length in years was rounded to the nearest whole number: for instance 7 years and 1 month (2 months, 3, 4, 5 and 6) was rounded to 7 years; 7 years and 7 months (8 months, 9, 10, 11) was rounded to 8 years.

Values are in absolute numbers (no standardization for inflation rates) and in millions of Euros.

Type: Continuous/numeric

Descriptives:

Variable	Obs	Mean	Std. Dev.	Min	Max
Av. common costs per year	35	14.481	18.756	1.5	101.5

¹¹ [http://www.europarl.europa.eu/RegData/etudes/ATAG/2016/577958/EPRS_ATA\(2016\)577958_EN.pdf](http://www.europarl.europa.eu/RegData/etudes/ATAG/2016/577958/EPRS_ATA(2016)577958_EN.pdf).

¹² These cases include: Moldova and Ukraine Border Mission (EUBAM Moldova - Ukraine), until 2017; EU Naval Operation Mediterranean SOPHIA (June 2016); EU Military Training Mission, Central Africa Republic (2018).

PART III

Factsheets of operations and missions

Aceh Monitoring Mission - AMM

Country(s): Indonesia

Starting Year: 2005

Extension year/end: 2006

Ended mission: Yes

Length in months: 15

Type: Civilian

Number of states at time of launch: 13 (peak 13 states)

Total number of personnel: 220

Member States troop contribution:

Country	Personnel	Country	Personnel
Austria	2	Italy	1
Belgium	5	Latvia	0
Bulgaria	0	Lithuania	2
Croatia	0	Luxemburg	0
Cyprus	0	Malta	0
Czech Republic	0	The Netherlands	10
Denmark	8	Poland	0
Estonia	0	Portugal	0
Finland	29	Romania	0
France	7	Slovakia	0
Germany	9	Slovenia	0
Greece	0	Spain	8
Hungary	0	Sweden	24
Ireland	3	The UK	11

Total EU Personnel: 119

Mission Goals: Monitor and support the disarmament of GAM; monitor human rights, new legislation, reintegration of GAM members into society; investigate and rule on amnesty cases

Cooperation with other organizations: ASEAN

EU engagement: Medium

Data Sources (Personnel/Troops): Pohl (2014), SIPRI

Shared Total Costs (millions of euros): 15.3

Official Web Page: http://www.eas.europa.eu/csdp/missions-and-operations/aceh-amm/index_en.htm

EU Advisory Mission for Civilian Security Sector Reform Ukraine (EUAM Ukraine)

Country(s): Ukraine

Starting Year: 2014

Extension year/end: 2017

Ended mission: No

Length in months: 41

Type: Civilian

Number of states at time of launch: 19 (peak 19 states)

Total Number of Personnel: 54

Member States troop contribution:

Country	Personnel	Country	Personnel
Austria	1	Italy	3
Belgium	1	Latvia	2
Bulgaria	1	Lithuania	3
Croatia	0	Luxemburg	1
Cyprus	0	Malta	0
Czech Republic	1	The Netherlands	3
Denmark	4	Poland	0
Estonia	2	Portugal	0
Finland	4	Romania	4
France	2	Slovakia	0
Germany	10	Slovenia	0
Greece	2	Spain	0
Hungary	0	Sweden	5
Ireland	2	The UK	3

Total EU Personnel: 54

Mission Goals: Assist Ukraine in the reform of the civilian security sector, police, and the rule of law; provide strategic advice for the development of sustainable, accountable, and efficient security services that contribute to strengthening the rule of law in Ukraine; support the elaboration of revised security strategies and the rapid implementation of reforms in coordination with other EU efforts, OSCE and other international partners

Cooperation with other organizations: OSCE

EU engagement: Medium

Data Sources (Personnel/Troops): EEAS Civilian Planning and Conduct Capability (CPCC)

Personnel Figures as of 30/04/2015

Shared Total Costs (millions of euros): 27.5

Official Web Page: <http://www.euam-ukraine.eu/>

EU Aviation Security South Sudan (EUAVSEC South Sudan)

Country(s): South Sudan

Starting Year: 2012

Extension year/end: 2014

Ended mission: Yes

Length in months: 17

Type: Civilian

Number of states at time of launch: 12 (peak 12 states)

Total Number of Personnel: 44

Member States troop contribution:

Country	Personnel	Country	Personnel
Austria	0	Italy	1
Belgium	1	Latvia	0
Bulgaria	0	Lithuania	1
Croatia	0	Luxemburg	0
Cyprus	0	Malta	0
Czech Republic	0	The Netherlands	0
Denmark	6	Poland	0
Estonia	0	Portugal	1
Finland	2	Romania	2
France	0	Slovakia	0
Germany	6	Slovenia	0
Greece	0	Spain	2
Hungary	2	Sweden	5
Ireland	0	The UK	3

Total EU Personnel: 32

Mission Goals: Prevent deliberate acts of unlawful interference against airports, aircraft, crew, and passengers; assist and advise South Sudan authorities to establish the aviation security organization at the Ministry of Transport and strengthen aviation security at Juba International Airport; train and mentor security services, provide advice and assistance on aviation security, and support the coordination of security activities related to aviation

Cooperation with other organizations: None

EU engagement: Medium

Data Sources (Personnel/Troops): Pohl (2014), ISIS Europe

Shared Total Costs (millions of euros): 11.5

Official Web Page: http://www.eeas.europa.eu/csdp/missions-and-operations/euavsec-south-sudan/index_en.htm

EU Border Assistance Mission Libya (EUBAM Libya)

Country(s): Libya

Starting Year: 2013

Extension year/end: 2017

Ended mission: No

Length in months: 51

Type: Civilian

Number of states at time of launch: 14 (peak 14 states)

Total Number of Personnel: 100

Member States troop contribution:

Country	Personnel	Country	Personnel
Austria	0	Italy	7
Belgium	3	Latvia	0
Bulgaria	0	Lithuania	0
Croatia	0	Luxemburg	0
Cyprus	0	Malta	2
Czech Republic	0	The Netherlands	0
Denmark	3	Poland	0
Estonia	0	Portugal	0
Finland	6	Romania	0
France	1	Slovakia	0
Germany	1	Slovenia	0
Greece	1	Spain	0
Hungary	0	Sweden	4
Ireland	0	The UK	2

Total EU Personnel: 30

Mission Goals: Support the Libyan authorities in developing border management and security along the country's land, sea, and air borders; advise, train, and mentor Libyan counterparts in strengthening the border services in accordance with international standards and best practices; advise the Libyan authorities on the development of a national Integrated Border Management (IBM) strategy

Cooperation with other organizations: UN

EU engagement: Medium

Data Sources (Personnel/Troops): Pohl (2014), OperationsPaix

Shared Total Costs (millions of euros): 56.2

Official Web Page: http://eeas.europa.eu/csdp/missions-and-operations/eubam-libya/index_en.htm

EU Border Assistance Mission to Moldova and Ukraine (EUBAM Moldova - Ukraine)

Country(s): Moldova and Ukraine

Starting Year: 2005

Extension year/end: 2017

Ended mission: No

Length in months: 143

Type: Civilian

Number of states at time of launch: 22 (peak 22 states)

Total Number of Personnel: 120

Member States troop contribution:

Country	Personnel	Country	Personnel
Austria	1	Italy	4
Belgium	1	Latvia	3
Bulgaria	12	Lithuania	4
Croatia	0	Luxemburg	0
Cyprus	2	Malta	0
Czech Republic	0	The Netherlands	0
Denmark	0	Poland	17
Estonia	3	Portugal	0
Finland	5	Romania	6
France	0	Slovakia	6
Germany	16	Slovenia	1
Greece	0	Spain	0
Hungary	8	Sweden	3
Ireland	1	The UK	2

Total EU Personnel: 95

Mission Goals: Provide assistance in customs and border areas; establish communication of data and information on border exchange; prevent illicit trade of goods and humans

Cooperation with other organizations: OSCE

EU engagement: Medium

Data Sources (Personnel/Troops): Pohl (2014), Operationpaix.net, EUBAM website, UNDP in Ukraine

Shared Total Costs (millions of euros): 125.1

Official Web Page: <http://www.eubam.org/en>

EU Border Assistance Mission in Rafah (EUBAM RAFAH)

Country(s): Palestinian Territories

Starting Year: 2005

Extension year/end: 2018

Ended mission: No

Length in months: 152

Type: Civilian

Number of states at time of launch: 18 (peak 21 states)

Total Number of Personnel: 71

Member States troop contribution:

Country	Personnel	Country	Personnel
Austria	0	Italy	15
Belgium	4	Latvia	0
Bulgaria	0	Lithuania	0
Croatia	0	Luxemburg	1
Cyprus	0	Malta	0
Czech Republic	0	The Netherlands	3
Denmark	3	Poland	0
Estonia	1	Portugal	4
Finland	5	Romania	4
France	7	Slovakia	0
Germany	5	Slovenia	0
Greece	2	Spain	10
Hungary	0	Sweden	5
Ireland	0	The UK	2

Total EU Personnel: 71

Mission Goals: Bolster confidence building between Israel and Palestine; monitor the implementation of customs and crossing agreements; oversee general border management

Cooperation with other organizations: None

EU engagement: Low

Data Sources (Personnel/Troops): SIPRI

Shared Total Costs (millions of euros): 27.3

Official Web Page: <http://www.eubam-rafah.eu/>

EU Capacity Building Sahel Mali (EUCAP Sahel Mali)

Country(s): Mali

Starting Year: 2014

Extension year/end: 2019

Ended mission: No

Length in months: 45

Type: Civilian

Number of states at time of launch: 11 (peak 13 states)

Total Number of Personnel: 31

Member States troop contribution:

Country	Personnel	Country	Personnel
Austria	0	Italy	5
Belgium	0	Latvia	0
Bulgaria	1	Lithuania	0
Croatia	0	Luxemburg	1
Cyprus	0	Malta	0
Czech Republic	0	The Netherlands	1
Denmark	0	Poland	0
Estonia	0	Portugal	0
Finland	2	Romania	1
France	13	Slovakia	0
Germany	2	Slovenia	0
Greece	0	Spain	2
Hungary	0	Sweden	2
Ireland	0	The UK	1

Total EU Personnel: 31

Mission Goals: Deliver strategic advice and training for the three internal security forces in Mali, i.e. the police, Gendarmerie, and Garde Nationale, and coordinate with international partners

Cooperation with other organizations: UN

EU engagement: Low

Data Sources (Personnel/Troops): EEAS Civilian Planning and Conduct Capability (CPCC)

Personnel Figures as of 30/04/2015

Shared Total Costs (millions of euros): 16.9

Official Web Page: http://eeas.europa.eu/csdp/missions-and-operations/eucap-sahel-mali/index_en.htm

EU Capacity Building Sahel Niger (EUCAP Sahel Niger)

Country(s): Niger

Starting Year: 2012

Extension year/end: 2018

Ended mission: No

Length in months: 71

Type: Civilian

Number of states at time of launch: 10 (peak 11 states)

Total Number of Personnel: 41

Member States troop contribution:

Country	Personnel	Country	Personnel
Austria	0	Italy	5
Belgium	0	Latvia	0
Bulgaria	6	Lithuania	1
Croatia	0	Luxemburg	0
Cyprus	0	Malta	0
Czech Republic	0	The Netherlands	0
Denmark	1	Poland	0
Estonia	0	Portugal	0
Finland	0	Romania	1
France	18	Slovakia	0
Germany	2	Slovenia	0
Greece	0	Spain	4
Hungary	0	Sweden	2
Ireland	0	The UK	1

Total EU Personnel: 41

Mission Goals: Help Niger's security forces achieve interoperability and develop their operating strategies; strengthen the Nigerian security sector's expertise in combating terrorism and organized crime; improve human resources, training, and logistics management policies to ensure that the achievements made under objectives 1 and 2 can be sustained; support the development of regional and international coordination in the fight against terrorism and organized crime

Cooperation with other organizations: None

EU engagement: Low

Data Sources (Personnel/Troops): ISIS Europe

Shared Total Costs (millions of euros): 31.3

Official Web Page: http://eeas.europa.eu/csdp/missions-and-operations/eucap-sahel-niger/index_en.htm

EU Integrated Rule of Law Mission Iraq (EUJUST LEX-Iraq)

Country(s): Iraq

Starting Year: 2005

Extension year/end: 2013

Ended mission: Yes

Length in months: 101

Type: Civilian

Number of states at time of launch: 13 (peak 17 states)

Total Number of Personnel: 60

Member States troop contribution:

Country	Personnel	Country	Personnel
Austria	0	Italy	0
Belgium	3	Latvia	0
Bulgaria	0	Lithuania	0
Croatia	0	Luxemburg	0
Cyprus	0	Malta	0
Czech Republic	2	The Netherlands	2
Denmark	1	Poland	1
Estonia	0	Portugal	4
Finland	3	Romania	12
France	1	Slovakia	2
Germany	6	Slovenia	0
Greece	0	Spain	9
Hungary	0	Sweden	3
Ireland	0	The UK	5

Total EU Personnel: 54

Mission Goals: Promote the protection of human rights; strengthen the rule of law; train officers of the Iraqi police and judicial systems

Cooperation with other organizations: None

EU engagement: Medium

Data Sources (Personnel/Troops): Pohl (2014), ISIS Europe

Shared Total Costs (millions of euros): 112.1

Official Web Page: <http://www.eas.europa.eu/csdp/missions-and-operations/eujust-lex-iraq/index.en.htm>

EU Military Advisory Mission, Central African Republic (EUMAM RCA)

Country(s): Central African Republic (CAR/RCA)

Starting Year: 2015

Extension year/end: 2016

Ended mission: Yes

Length in months: 16

Type: Military

Number of states at time of launch: 6 (peak 8 states)

Total Number of Personnel: 70

Member States troop contribution:

Country	Personnel	Country	Personnel
Austria	5	Italy	0
Belgium	0	Latvia	0
Bulgaria	0	Lithuania	0
Croatia	0	Luxemburg	0
Cyprus	0	Malta	0
Czech Republic	0	The Netherlands	0
Denmark	0	Poland	2
Estonia	0	Portugal	8
Finland	0	Romania	0
France	20	Slovakia	0
Germany	0	Slovenia	0
Greece	0	Spain	22
Hungary	0	Sweden	2
Ireland	0	The UK	0

Total EU Personnel: 59

Mission Goals: Support RCA Authorities in the preparation of the upcoming Security Sector Reform

Cooperation with other organizations: UN

EU engagement: Low

Data Sources (Personnel/Troops): IISS Military Balance (2016)

Shared Total Costs (millions of euros): 7.9

Official Web Page: http://eeas.europa.eu/archives/csdp/missions-and-operations/eumam-rca/index_en.htm (archived)

EU Military Bridging Mission (EUFOR TCHAD/RCA)

Country(s): Chad and Central African Republic

Starting Year: 2008

Extension year/end: 2009

Ended mission: Yes

Length in months: 12

Type: Military

Number of states at time of launch: 23 (peak 23 states)

Total Number of Personnel: 3300

Member States troop contribution:

Country	Personnel	Country	Personnel
Austria	250	Italy	0
Belgium	0	Latvia	0
Bulgaria	0	Lithuania	0
Croatia	0	Luxemburg	0
Cyprus	0	Malta	0
Czech Republic	0	The Netherlands	0
Denmark	0	Poland	350
Estonia	0	Portugal	0
Finland	0	Romania	0
France	2100	Slovakia	0
Germany	0	Slovenia	0
Greece	0	Spain	0
Hungary	0	Sweden	200
Ireland	350	The UK	0

Total EU Personnel: 3250

Mission Goals: Protect civilians, displaced persons and refugees from Darfur; assist in the delivery of humanitarian aid; ensure the safety of UN personnel and facilities

Cooperation with other organizations: UN

EU engagement: Medium

Data Sources (Personnel/Troops): Pohl (2014), ISIS Europe

Shared Total Costs (millions of euros): 99.2

Official Web Page: http://www.eeas.europa.eu/csdp/missions-and-operations/eufor-tchad-rca/index_en.htm#

EU Military Force in Bosnia and Herzegovina (EUFOR ALTHEA/ BiH)

Country(s): Bosnia and Herzegovina

Starting Year: 2004

Extension year/end: 2017

Ended mission: No

Length in months: 155

Type: Military

Number of states at time of launch: 21 (peak 21 states)

Total number of personnel: 7000

Member States troop contribution:

Country	Personnel	Country	Personnel
Austria	304	Italy	194
Belgium	0	Latvia	0
Bulgaria	120	Lithuania	1
Croatia	0	Luxemburg	1
Cyprus	0	Malta	0
Czech Republic	2	The Netherlands	75
Denmark	0	Poland	184
Estonia	4	Portugal	51
Finland	4	Romania	64
France	4	Slovakia	40
Germany	111	Slovenia	29
Greece	49	Spain	0
Hungary	166	Sweden	1
Ireland	43	The UK	4

Total EU Personnel: 1451

Mission Goals: Provide safety and security; deny conditions for a resumption of violence; uphold the Dayton Accords

Cooperation with other organizations: NATO

EU engagement: High

Data Sources (Personnel/Troops): Pohl (2014), ISIS Europe

Shared Total Costs (millions of euros): 71.7

Official Web Page: <http://www.euforbih.org/>

EU Military Force in Congo (EUFOR RD Congo)

Country(s): Democratic Republic of Congo

Starting Year: 2006

Extension year/end: 2006

Ended mission: Yes

Length in months: 5

Type: Military

Number of states at time of launch: 20 (peak 21 states)

Total number of personnel: 2259

Member States troop contribution:

Country	Personnel	Country	Personnel
Austria	3	Italy	56
Belgium	59	Latvia	0
Bulgaria	0	Lithuania	0
Croatia	0	Luxemburg	1
Cyprus	1	Malta	0
Czech Republic	0	The Netherlands	44
Denmark	0	Poland	125
Estonia	0	Portugal	53
Finland	11	Romania	0
France	975	Slovakia	0
Germany	745	Slovenia	1
Greece	1	Spain	132
Hungary	3	Sweden	50
Ireland	2	The UK	0

Total EU Personnel: 2259

Mission Goals: Secure the region during the DRC's transition to democracy, focusing on elections in 2006; support UN mission MONUC

Cooperation with other organizations: UN

EU engagement: High

Data Sources (Personnel/Troops): SIPRI

Shared Total Costs (millions of euros): 16.7

Official Web Page: http://www.eeas.europa.eu/csdp/missions-and-operations/eufor-rd-congo/index_en.htm#

EU Military Force RCA Bangui (EUFOR RCA Bangui)

Country(s): Central African Republic

Starting Year: 2014

Extension year/end: 2015

Ended mission: Yes

Length in months: 13

Type: Military

Number of states at time of launch: 11 (peak 11 states)

Total Number of Personnel: 700

Member States troop contribution:

Country	Personnel	Country	Personnel
Austria	6	Italy	49
Belgium	0	Latvia	40
Bulgaria	0	Lithuania	1
Croatia	0	Luxemburg	1
Cyprus	0	Malta	0
Czech Republic	0	The Netherlands	1
Denmark	0	Poland	50
Estonia	0	Portugal	0
Finland	30	Romania	0
France	250	Slovakia	0
Germany	4	Slovenia	0
Greece	0	Spain	99
Hungary	0	Sweden	0
Ireland	0	The UK	0

Total EU Personnel: 531

Mission Goals: Provide temporary support in achieving a safe and secure environment in the Bangui area, with a view to handing over to African partners; protect the populations most at risk, creating the conditions for providing humanitarian aid

Cooperation with other organizations: UN, African Union (AU)

EU engagement: Low

Data Sources (Personnel/Troops): French Government, EEAS website, IISS military Balance

Shared Total Costs (millions of euros): 30.62

Official Web Page: http://eeas.europa.eu/csdp/missions-and-operations/eufor-rca/index_en.htm

EU Military Mission ARTEMIS, Democratic Republic of Congo (DRC)

Country(s): Democratic Republic of Congo

Starting Year: 2003

Extension year/end: 2003

Ended mission: Yes

Length in months: 4

Type: Military

Number of states at time of launch: 12 (peak 16 states)

Total number of personnel: 1807

Member States troop contribution:

Country	Personnel	Country	Personnel
Austria	3	Italy	1
Belgium	66	Latvia	0
Bulgaria	0	Lithuania	0
Croatia	0	Luxemburg	0
Cyprus	0	Malta	0
Czech Republic	0	The Netherlands	1
Denmark	0	Poland	0
Estonia	0	Portugal	0
Finland	0	Romania	0
France	1639	Slovakia	0
Germany	7	Slovenia	0
Greece	2	Spain	1
Hungary	1	Sweden	81
Ireland	5	The UK	0

Total EU Personnel: 1807

Mission Goals: Stabilize security conditions; improve humanitarian conditions in Bunia

Cooperation with other organizations: UN

EU engagement: Medium

Data Sources (Personnel/Troops): SIPRI

Shared Total Costs (millions of euros): 7

Official Web Page: http://www.eas.europa.eu/csdp/missions-and-operations/artemis-drc/index_en.htm

EU Military Mission CONCORDIA/ FYROM, Former Yugoslav Republic of Macedonia

Country(s): Former Yugoslav Republic of Macedonia

Starting Year: 2003

Extension year/end: 2003

Ended mission: Yes

Length in months: 10

Type: Military

Number of states at time of launch: 13 (peak 13 states)

Total number of personnel: 400

Member States troop contribution:

Country	Personnel	Country	Personnel
Austria	11	Italy	0
Belgium	26	Latvia	2
Bulgaria	2	Lithuania	1
Croatia	0	Luxemburg	1
Cyprus	0	Malta	0
Czech Republic	2	The Netherlands	3
Denmark	0	Poland	17
Estonia	1	Portugal	6
Finland	9	Romania	3
France	145	Slovakia	1
Germany	26	Slovenia	1
Greece	21	Spain	16
Hungary	2	Sweden	14
Ireland	0	The UK	3

Total EU Personnel: 313

Mission Goals: Provide for the general safety and security of the nation; monitor and assist in the implementation of the Ohrid Framework Agreement

Cooperation with other organizations: NATO

EU engagement: Medium

Data Sources (Personnel/Troops): Pohl (2014), Grevi, Lynch et al. (2005)

Shared Total Costs (millions of euros): 4.7

Official Web Page: http://eeas.europa.eu/csdp/missions-and-operations/concordia/index_en.htm

EU Military Training Mission, Central Africa Republic (EUTM RCA)

Country(s): Central Africa Republic

Starting Year: 2016

Extension year/end: 2018

Ended mission: No

Length in months: 24

Type: Military

Number of states at time of launch: 10 (peak 10 states)

Total number of personnel: 170

Member States troop contribution:

Country	Personnel	Country	Personnel
Austria	3	Italy	0
Belgium	9	Latvia	0
Bulgaria	0	Lithuania	0
Croatia	0	Luxemburg	0
Cyprus	0	Malta	0
Czech Republic	0	The Netherlands	0
Denmark	0	Poland	2
Estonia	0	Portugal	11
Finland	0	Romania	2
France	80	Slovakia	0
Germany	0	Slovenia	0
Greece	0	Spain	22
Hungary	0	Sweden	0
Ireland	0	The UK	0

Total EU Personnel: 129

Mission Goals: contribute to the Defence Sector Reform in the CAR within the Central African Security Sector Reform process coordinated by MINUSCA; working towards the goal of modernised, effective and democratically accountable Central African Armed Forces (FACA), EUTM RCA shall provide: (a) strategic advice (b) education to the FACA's commissioned and non-commissioned officers; (c) training to the FACA.

Cooperation with other organizations: UN

EU engagement: Low

Data Sources (Personnel/Troops): EEAS, IISS Military Balance (2016)

Shared Total Costs (millions of euros): 18.18

Official Web Page: https://eeas.europa.eu/csdp-missions-operations/eutm-rca_en

EU Monitoring Mission Georgia (EUMM Georgia)

Country(s): Georgia

Starting Year: 2008

Extension year/end: 2018

Ended mission: No

Length in months: 123

Type: Civilian

Number of states at time of launch: 25 (peak 27 states)

Total number of personnel: 340

Member States troop contribution:

Country	Personnel	Country	Personnel
Austria	8	Italy	17
Belgium	1	Latvia	2
Bulgaria	13	Lithuania	6
Croatia	0	Luxemburg	2
Cyprus	0	Malta	2
Czech Republic	12	The Netherlands	7
Denmark	8	Poland	23
Estonia	3	Portugal	4
Finland	25	Romania	23
France	33	Slovakia	4
Germany	47	Slovenia	2
Greece	11	Spain	12
Hungary	7	Sweden	29
Ireland	3	The UK	17

Total EU Personnel: 321

Mission Goals: Stabilize and normalize the region; report on activities and confidence-building; support compliance with the Six-Point Agreement of August 2008

Cooperation with other organizations: OSCE, UN

EU engagement: High

Data Sources (Personnel/Troops): Pohl (2014), ISIS Europe

Shared Total Costs (millions of euros): 136

Official Web Page: <http://www.eumm.eu/>

EU Naval Force Somalia ATALANTA (EU NAVFOR Somalia)

Country(s): Somalia, Seychelles, and Mauritius

Starting Year: 2008

Extension year/end: 2018

Ended mission: No

Length in months: 120

Type: Military

Number of states at time of launch: 19 (peak 19 states)

Total number of personnel: 1943

Member states troop contribution:

Country	Personnel	Country	Personnel
Austria	0	Italy	233
Belgium	9	Latvia	0
Bulgaria	1	Lithuania	0
Croatia	0	Luxemburg	1
Cyprus	2	Malta	1
Czech Republic	3	The Netherlands	8
Denmark	0	Poland	0
Estonia	0	Portugal	1
Finland	1	Romania	1
France	410	Slovakia	0
Germany	496	Slovenia	2
Greece	195	Spain	387
Hungary	1	Sweden	130
Ireland	0	The UK	61

Total EU Personnel: 1943

Mission Goals: Protect international aid vessels and shipping; help deter, prevent, and repress acts of piracy; monitor fishing activities off the coast of Somalia; support other EU missions and international organizations working to strengthen maritime security and capacity in the region

Cooperation with other organizations: UN, NATO, African Union (AU)

EU engagement: High

Data Sources (Personnel/Troops): ISIS Europe

Shared Total Costs (millions of euros): 55.3

Official Web Page: <http://eunavfor.eu/>

EU Naval Operation Mediterranean SOPHIA (EUNAVFOR MED SOPHIA)

Country(s): Mediterranean Sea, Libya

Starting Year: 2015

Extension year/end: 2018

Ended mission: No

Length in months: 25

Type: Military

Number of states at time of launch: 25 (peak 25 states)

Total number of personnel: 1666¹³

Member states troop contribution:

Country	Personnel	Country	Personnel
Austria	0	Italy	765
Belgium	147	Latvia	0
Bulgaria	0	Lithuania	0
Croatia	0	Luxemburg	2
Cyprus	0	Malta	0
Czech Republic	0	The Netherlands	0
Denmark	0	Poland	0
Estonia	0	Portugal	0
Finland	0	Romania	0
France	155	Slovakia	0
Germany	285	Slovenia	0
Greece	0	Spain	240
Hungary	0	Sweden	0
Ireland	0	The UK	72

Total EU Personnel: 1666

Mission Goals: contribute to the disruption of the business model of human smuggling and trafficking networks in the Southern Central Mediterranean, achieved by undertaking systematic efforts to identify, capture and dispose of vessels and assets used or suspected of being used by smugglers or traffickers, in accordance with applicable international law [..]; support capacity building and training of, and information sharing with, the Libyan Coastguard and Navy [..]; contribute to information sharing, as well as implementation of the UN arms embargo [..]

Cooperation with other organizations: UN, NATO, African Union (AU)

EU engagement: High

Data Sources (Personnel/Troops): EEAS

Shared Total Costs (millions of euros): 11.8

Official Web Page: https://eeas.europa.eu/csdp-missions-operations/eunavfor-med_en

¹³ Number of troops estimated on Assets as reported by EUNAVFOR MED website (https://eeas.europa.eu/csdp-missions-operations/eunavfor-med/12215/assets_en) and Factsheet of 13th December 2016. We summed up the maximum number of people in the crews of each unit deployed (total of 8 ships, 4 helicopters and 3 aircrafts) in the mission on the following units: aircraft carrier Garibaldi (550), Aux Ship (Braunschweig-class) (65), Frigate (Class Brandenbur) (220), Aux Ship (HMS/echo) (72), Frigate (Courbet) (153), Frigate (Leopold I) (145), LDP (ITS San Giorgio) (180), n. 2 AB 212 helicopter (14+14), SH 90 NFH (20), Alouette III SA316B (2), SW3 Merlin (aircraft) (2), CN-235 Vigma D4(2), Falcon 50 (2).

EU Police Advisory Team Former Yugoslav Republic of Macedonia (EUPAT)

Country(s): Former Yugoslav Republic of Macedonia

Starting Year: 2005

Extension year/end: 2006

Ended mission: Yes

Length in months: 7

Type: Civilian

Number of states at time of launch: 16 (peak 16 states)

Total number of personnel: 30

Member States troop contribution:

Country	Personnel	Country	Personnel
Austria	1	Italy	5
Belgium	1	Latvia	1
Bulgaria	0	Lithuania	0
Croatia	0	Luxemburg	0
Cyprus	1	Malta	0
Czech Republic	0	The Netherlands	0
Denmark	2	Poland	0
Estonia	0	Portugal	0
Finland	1	Romania	0
France	5	Slovakia	1
Germany	4	Slovenia	1
Greece	0	Spain	1
Hungary	1	Sweden	2
Ireland	0	The UK	2

Total EU Personnel: 29

Mission Goals: Reduce organized crime and corruption; build cooperation between the police and justice systems; advise on public peace, order, and accountability

Cooperation with other organizations: none

EU engagement: Medium

Data Sources (Personnel/Troops): Pohl (2014), SIPRI

Shared Total Costs (millions of euros): 1.5

Official Web Page: not available

EU Police Mission AFGHANISTAN (EUPOL)

Country(s): Afghanistan

Starting Year: 2007

Extension year/end: 2016

Ended mission: Yes

Length in months: 113

Type: Civilian

Number of states at time of launch: 23 (peak 23 states)

Total number of personnel: 320

Member States troop contribution:

Country	Personnel	Country	Personnel
Austria	5	Italy	12
Belgium	4	Latvia	3
Bulgaria	2	Lithuania	3
Croatia	0	Luxemburg	0
Cyprus	0	Malta	0
Czech Republic	12	The Netherlands	38
Denmark	11	Poland	4
Estonia	4	Portugal	2
Finland	40	Romania	27
France	10	Slovakia	2
Germany	38	Slovenia	0
Greece	4	Spain	7
Hungary	11	Sweden	33
Ireland	6	The UK	30

Total EU Personnel: 308

Mission Goals: Support the reform of the police system, rule of law and human rights; support a sustainable relationship between the criminal justice and police systems

Cooperation with other organizations: none

EU engagement: High

Data Sources (Personnel/Troops): Pohl (2014), ISIS Europe

Shared Total Costs (millions of euros): 428

Official Web Page: <http://www.eupol-afg.eu/>

EU Police Mission in Bosnia and Herzegovina (EUPM BiH)

Country(s): Bosnia and Herzegovina

Starting Year: 2003

Extension year/end: 2012

Ended mission: Yes

Length in months: 113

Type: Civilian

Number of states at time of launch: 15 (peak 27 states)

Total number of personnel: 500

Member States troop contribution:

Country	Personnel	Country	Personnel
Austria	2	Italy	15
Belgium	2	Latvia	0
Bulgaria	2	Lithuania	0
Croatia	0	Luxemburg	0
Cyprus	1	Malta	1
Czech Republic	5	The Netherlands	8
Denmark	0	Poland	1
Estonia	1	Portugal	2
Finland	12	Romania	8
France	10	Slovakia	4
Germany	14	Slovenia	4
Greece	0	Spain	3
Hungary	3	Sweden	3
Ireland	5	The UK	6

Total EU Personnel: 112

Mission Goals: Strengthen the operational capacity and joint capability (including planning and investigations) of the law enforcement agencies engaged in the fight against organized crime and corruption; assist and promote development of criminal investigative capacities of BiH; enhance police-prosecution cooperation; strengthen police-penitentiary system cooperation; contribute to ensuring a suitable level of accountability

Cooperation with other organizations: OSCE, UN, NATO

EU engagement: High

Data Sources (Personnel/Troops): Pohl (2014), ISIS Europe

Shared Total Costs (millions of euros): 159.3

Official Web Page: http://www.eeas.europa.eu/csdp/missions-and-operations/eupm-bih/index_en.htm

EU Police Mission Congo (EUPOL RD CONGO)

Country(s): Congo Democratic Republic

Starting Year: 2007

Extension year/end: 2014

Ended mission: Yes

Length in months: 87

Type: Civilian

Number of states at time of launch: 7 (peak 9 states)

Total Number of Personnel: 60

Member States troop contribution:

Country	Personnel	Country	Personnel
Austria	0	Italy	1
Belgium	12	Latvia	0
Bulgaria	0	Lithuania	0
Croatia	0	Luxemburg	0
Cyprus	0	Malta	0
Czech Republic	0	The Netherlands	0
Denmark	0	Poland	0
Estonia	0	Portugal	4
Finland	1	Romania	1
France	16	Slovakia	0
Germany	2	Slovenia	0
Greece	0	Spain	0
Hungary	0	Sweden	4
Ireland	0	The UK	0

Total EU Personnel: 41

Mission Goals: Support reform of Congolese security and justice sectors; restructure the Congolese police force; improve interactions between the criminal justice system and police

Cooperation with other organizations: UN

EU engagement: Low

Data Sources (Personnel/Troops): Pohl (2014), ISIS Europe

Shared Total Costs (millions of euros): 33.4

Official Web Page: http://eeas.europa.eu/csdp/missions-and-operations/eupol-rd-congo/index_en.htm

EU Police Mission PROXIMA, Former Yugoslav Republic of Macedonia (Proxima/ FYROM) 1 and 2

Country(s): The former Yugoslav Republic of Macedonia

Starting Year: 2003

Extension year/end: 2005

Ended mission: Yes

Length in months: 24

Type: Civilian

Number of states at time of launch: 15 (peak 25 states)

Total number of personnel: 200

Member States troop contribution:

Country	Personnel	Country	Personnel
Austria	3	Italy	13
Belgium	6	Latvia	2
Bulgaria	0	Lithuania	2
Croatia	0	Luxemburg	1
Cyprus	4	Malta	0
Czech Republic	3	The Netherlands	15
Denmark	6	Poland	3
Estonia	0	Portugal	1
Finland	8	Romania	0
France	20	Slovakia	0
Germany	25	Slovenia	5
Greece	25	Spain	10
Hungary	5	Sweden	11
Ireland	2	The UK	7

Total EU Personnel: 177

Mission Goals: Assist in the consolidation of law and order and the fight against organized crime; aid in the establishment and development of a border police

Cooperation with other organizations: OSCE

EU engagement: High

Data Sources (Personnel/Troops): Pohl (2014), SIPRI

Shared Total Costs (millions of euros): 31

Official Web Page: <http://www.eas.europa.eu/csdp/missions-and-operations/proxima-fyrom/index.en.htm>

EU Policy Mission in Kinshasa (Democratic Republic of the Congo) (EUPOL Kinshasa)

Country(s): Congo Democratic Republic

Starting Year: 2005

Extension year/end: 2007

Ended mission: Yes

Length in months: 26

Type: Civilian

Number of states at time of launch: 6 (peak 6 states)

Total Number of Personnel: 27

Member States troop contribution:

Country	Personnel	Country	Personnel
Austria	0	Italy	4
Belgium	2	Latvia	0
Bulgaria	0	Lithuania	0
Croatia	0	Luxemburg	0
Cyprus	0	Malta	0
Czech Republic	0	The Netherlands	2
Denmark	0	Poland	0
Estonia	0	Portugal	6
Finland	0	Romania	0
France	12	Slovakia	0
Germany	0	Slovenia	0
Greece	0	Spain	0
Hungary	0	Sweden	1
Ireland	0	The UK	0

Total EU Personnel: 27

Mission Goals: Establish and train an Integrated Police Unit; improve communication between the police and criminal justice sectors

Cooperation with other organizations: UN

EU engagement: Low

Data Sources (Personnel/Troops): ISIS Europe

Shared Total Costs (millions of euros): 4.3

Official Web Page: http://eeas.europa.eu/csdp/missions-and-operations/eupol-kinshasa/index_en.htm

EU Police Mission in Palestinian Territories (EUPOL COPPS/ Palestinian Territories)

Country(s): Palestinian Territories

Starting Year: 2005¹⁴

Extension year/end: 2018

Ended mission: No

Length in months: 152

Type: Civilian

Number of states at time of launch: 16 (peak 17 states)

Total number of personnel: 58

Member States troop contribution:

Country	Personnel	Country	Personnel
Austria	0	Italy	9
Belgium	4	Latvia	0
Bulgaria	1	Lithuania	1
Croatia	0	Luxemburg	0
Cyprus	1	Malta	0
Czech Republic	1	The Netherlands	4
Denmark	4	Poland	0
Estonia	1	Portugal	0
Finland	4	Romania	1
France	3	Slovakia	1
Germany	5	Slovenia	2
Greece	0	Spain	3
Hungary	0	Sweden	6
Ireland	1	The UK	6

Total EU Personnel: 58

Mission Goals: Support the development of a Palestinian police force; assist in the implementation of the Police Development Programme; coordinate further EU and international assistance

Cooperation with other organizations: none

EU engagement: Medium

Data Sources (Personnel/Troops): ISIS Europe

Shared Total Costs (millions of euros): 76.7

Official Web Page: <http://eupolcopps.eu/>

¹⁴ The decision to undertake the mission was made in November 2005, although the mission started in January 2006.

EU Regional Maritime Capacity Building for the Horn of Africa and the Western Indian Ocean (EUCAP Nestor, now EUCAP Somalia)

Country(s): Horn of Africa (Somalia, Seychelles, Djibouti and Tanzania)¹⁵

Starting Year: 2012

Extension year/end: 2018

Ended mission: No

Length in months: 77

Type: Civilian

Number of states at time of launch: 16 (peak 16 states)

Total Number of Personnel: 167

Member States troop contribution:

Country	Personnel	Country	Personnel
Austria	0	Italy	7
Belgium	3	Latvia	0
Bulgaria	0	Lithuania	0
Croatia	0	Luxemburg	0
Cyprus	0	Malta	0
Czech Republic	1	The Netherlands	2
Denmark	4	Poland	1
Estonia	0	Portugal	0
Finland	1	Romania	0
France	9	Slovakia	0
Germany	8	Slovenia	0
Greece	2	Spain	5
Hungary	1	Sweden	4
Ireland	1	The UK	19

Total EU Personnel: 68

Mission Goals: Support and enhance the development of regional capabilities in maritime security, including counter-piracy, and maritime governance; reinforce coast guard functions; support the rule of law and the judiciary and, in Somalia, assist in the development of a coastal police

Cooperation with other organizations: African Union (AU)

EU engagement: Medium

Data Sources (Personnel/Troops): Pohl (2014), ISIS Europe

Shared Total Costs (millions of euros): 57.4

Official Web Page: <https://www.eucap-nestor.eu/>

¹⁵ Deployed only in Somalia since 2015.

EU Rule of Law Mission Georgia (EUJUST THEMIS)

Country(s): Georgia

Starting Year: 2004

Extension year/end: 2005

Ended mission: Yes

Length in months: 12

Type: Civilian

Number of states at time of launch: 10 (peak 10 states)

Total number of personnel: 10

Member States troop contribution:

Country	Personnel	Country	Personnel
Austria	0	Italy	1
Belgium	0	Latvia	1
Bulgaria	0	Lithuania	1
Croatia	0	Luxemburg	0
Cyprus	0	Malta	0
Czech Republic	0	The Netherlands	1
Denmark	1	Poland	1
Estonia	1	Portugal	0
Finland	0	Romania	0
France	1	Slovakia	0
Germany	1	Slovenia	0
Greece	0	Spain	0
Hungary	0	Sweden	1
Ireland	0	The UK	0

Total EU Personnel: 10

Mission Goals: Advise on the reform strategy for the criminal justice system and new legislation; assist in the general development of governmental reform strategy

Cooperation with other organizations: None

EU engagement: Medium

Data Sources (Personnel/Troops): Koutrakos P. (2013)

Shared Total Costs (millions of euros): 2

Official Web Page: http://www.eeas.europa.eu/csdp/missions-and-operations/eujust-themis-georgia/index_en.htm

EU Rule of Law Mission in Kosovo (EULEX KOSOVO)

Country(s): Kosovo

Starting Year: 2008

Extension year/end: 2018

Ended mission: No

Length in months: 114

Type: Civilian

Number of states at time of launch: 25 (peak 26 states)

Total number of personnel: 1650

Member States troop contribution:

Country	Personnel	Country	Personnel
Austria	25	Italy	182
Belgium	21	Latvia	7
Bulgaria	77	Lithuania	6
Croatia	0	Luxemburg	1
Cyprus	0	Malta	2
Czech Republic	29	The Netherlands	36
Denmark	37	Poland	138
Estonia	8	Portugal	17
Finland	75	Romania	196
France	188	Slovakia	18
Germany	118	Slovenia	0
Greece	38	Spain	9
Hungary	62	Sweden	85
Ireland	18	The UK	90

Total EU Personnel: 1483

Mission Goals: Assist and support the Kosovo authorities in the rule of law; mentor, monitor, and advise

Cooperation with other organizations: OSCE, UN

EU engagement: High

Data Sources (Personnel/Troops): Pohl (2014), ISIS Europe

Shared Total Costs (millions of euros): 811.7

Official Web Page: <http://www.eulex-kosovo.eu/>

EU Security Sector Reform Mission in the Democratic Republic of the Congo (EUSEC RD Congo)

Country(s): Congo Democratic Republic

Starting Year: 2005

Extension year/end: 2016

Ended mission: Yes

Length in months: 132

Type: Civilian

Number of states at time of launch: 13 (peak 13 states)

Total Number of Personnel: 50

Member States troop contribution:

Country	Personnel	Country	Personnel
Austria	2	Italy	1
Belgium	10	Latvia	0
Bulgaria	0	Lithuania	0
Croatia	0	Luxemburg	1
Cyprus	0	Malta	0
Czech Republic	0	The Netherlands	3
Denmark	0	Poland	0
Estonia	0	Portugal	2
Finland	1	Romania	0
France	16	Slovakia	0
Germany	3	Slovenia	0
Greece	0	Spain	1
Hungary	2	Sweden	1
Ireland	0	The UK	2

Total EU Personnel: 45

Mission Goals: Advise on the integration of Congolese army; conduct various projects including a census of the army

Cooperation with other organizations: None

EU engagement: Low

Data Sources (Personnel/Troops): Pohl (2014), ISIS Europe

Shared Total Costs (millions of euros): 79.2

Official Web Page: http://eeas.europa.eu/csdp/missions-and-operations/eusec-rd-congo/index_en.htm

EU Security Sector Reform in Guinea-Bissau (EU-SSR)

Country(s): Guinea Bissau

Starting Year: 2008

Extension year/end: 2010

Ended mission: Yes

Length in months: 27

Type: Civilian

Number of states at time of launch: 6 (peak 6 states)

Total Number of Personnel: 18

Member States troop contribution:

Country	Personnel	Country	Personnel
Austria	0	Italy	1
Belgium	0	Latvia	0
Bulgaria	0	Lithuania	0
Croatia	0	Luxemburg	0
Cyprus	0	Malta	0
Czech Republic	0	The Netherlands	0
Denmark	0	Poland	0
Estonia	0	Portugal	11
Finland	0	Romania	0
France	2	Slovakia	0
Germany	1	Slovenia	0
Greece	0	Spain	3
Hungary	0	Sweden	0
Ireland	0	The UK	0

Total EU Personnel: 18

Mission Goals: Restructure security forces; implement laws; assist in the development and articulation of future donors

Cooperation with other organizations: None

EU engagement: Low

Data Sources (Personnel/Troops): SIPRI

Shared Total Costs (millions of euros): 7.85

Official Web Page: http://eeas.europa.eu/csdp/missions-and-operations/eu-ssr-guinea-bissau/index_en.htm

EU Somalia Training Mission (EUTM Somalia)

Country(s): Somalia

Starting Year: 2010

Extension year/end: 2018

Ended mission: No

Length in months: 104

Type: Military

Number of states at time of launch: 14 (peak 14 states)

Total number of personnel: 125

Member States troop contribution:

Country	Personnel	Country	Personnel
Austria	0	Italy	5
Belgium	5	Latvia	0
Bulgaria	0	Lithuania	0
Croatia	0	Luxemburg	1
Cyprus	0	Malta	3
Czech Republic	0	The Netherlands	0
Denmark	0	Poland	0
Estonia	0	Portugal	15
Finland	4	Romania	0
France	25	Slovakia	0
Germany	13	Slovenia	0
Greece	0	Spain	38
Hungary	2	Sweden	4
Ireland	4	The UK	2

Total EU Personnel: 121

Mission Goals: Provide training for the development and strengthening of Somali security forces

Cooperation with other organizations: UN, African Union (AU)

EU engagement: Medium

Data Sources (Personnel/Troops): Pohl (2014), ISIS Europe

Shared Total Costs (millions of euros): 49.5

Official Web Page: http://eeas.europa.eu/csdp/missions-and-operations/eutm-somalia/index_en.htm

EU Support to AMIS (Darfur)

Country(s): Sudan (Darfur)

Starting Year: 2005

Extension year/end: 2007

Ended mission: Yes

Length in months: 29

Type: Civilian and Military

Number of states at time of launch: 15 (peak 15 states)

Total number of personnel: 50

Member States troop contribution:

Country	Personnel	Country	Personnel
Austria	1	Italy	1
Belgium	0	Latvia	0
Bulgaria	0	Lithuania	0
Croatia	0	Luxemburg	0
Cyprus	1	Malta	0
Czech Republic	0	The Netherlands	0
Denmark	0	Poland	0
Estonia	0	Portugal	1
Finland	0	Romania	0
France	6	Slovakia	2
Germany	1	Slovenia	0
Greece	0	Spain	2
Hungary	0	Sweden	2
Ireland	0	The UK	2

Total EU Personnel: 19

Mission Goals: Monitor the 2004 Ceasefire Agreement; support the securitization of Darfur by confidence-building, ensuring humanitarian aid, and the return of displaced persons and refugees

Cooperation with other organizations: African Union (AU)

EU engagement: Medium

Data Sources (Personnel/Troops): Pohl (2014), Besenyő J. (2015)

Shared Total Costs (millions of euros): 4.1

Official Web Page: http://www.eeas.europa.eu/csdp/missions-and-operations/eu-support-amis-darfur/index_en.htm

EU Training Mission Mali (EUTM Mali)

Country(s): Mali

Starting Year: 2013

Extension year/end: 2018

Ended mission: No

Length in months: 63

Type: Military

Number of states at time of launch: 22 (peak 22 states)

Total Number of Personnel: 570

Member States troop contribution:

Country	Personnel	Country	Personnel
Austria	8	Italy	7
Belgium	34	Latvia	2
Bulgaria	0	Lithuania	2
Croatia	0	Luxemburg	1
Cyprus	0	Malta	0
Czech Republic	33	The Netherlands	0
Denmark	0	Poland	20
Estonia	2	Portugal	1
Finland	11	Romania	1
France	207	Slovakia	0
Germany	0	Slovenia	3
Greece	0	Spain	59
Hungary	13	Sweden	13
Ireland	8	The UK	40

Total EU Personnel: 465

Mission Goals: Fully restore constitutional and democratic order through the implementation of the road-map adopted on 29 January by the National Assembly; help the Malian authorities to exercise fully their sovereignty over the whole of the country; neutralize organized crime and terrorist threats

Cooperation with other organizations: UN

EU engagement: Medium

Data Sources (Personnel/Troops): Interview, ISIS Europe

Shared Total Costs (millions of euros): 46.1

Official Web Page: <http://www.eutmmali.eu/>

PART IV

4.1 Trends

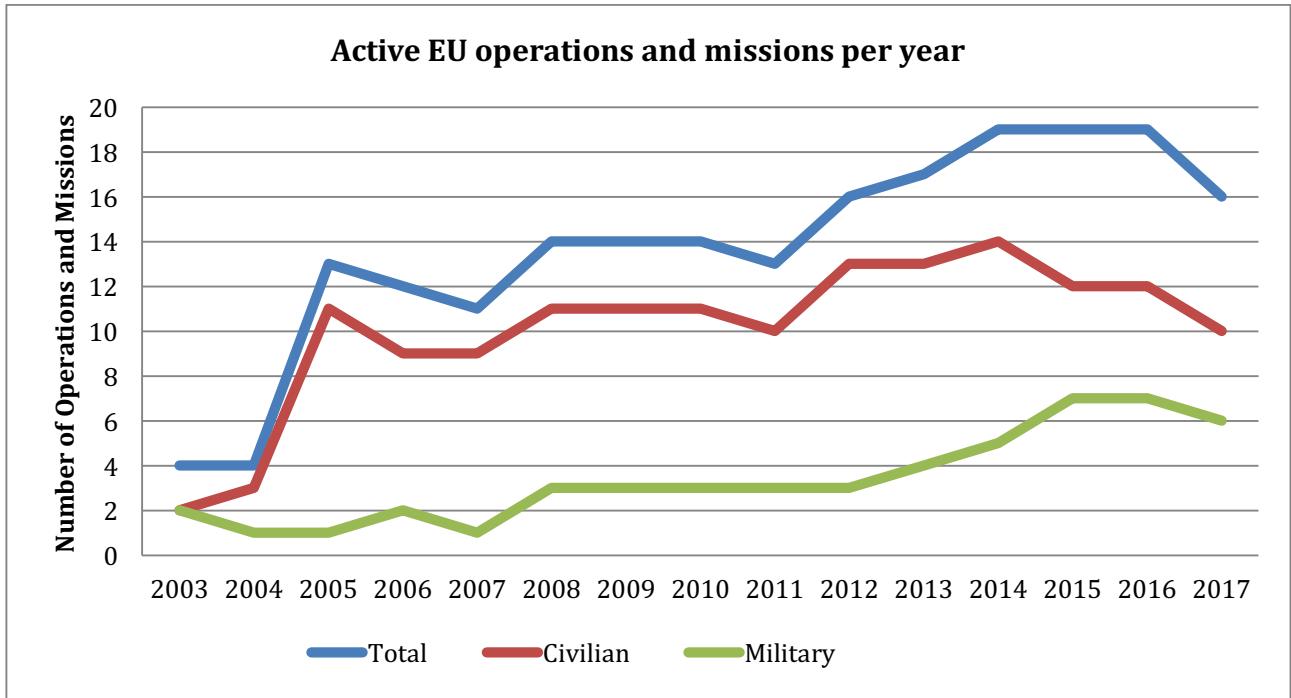


Figure 4.1 Active EU operations and missions per year

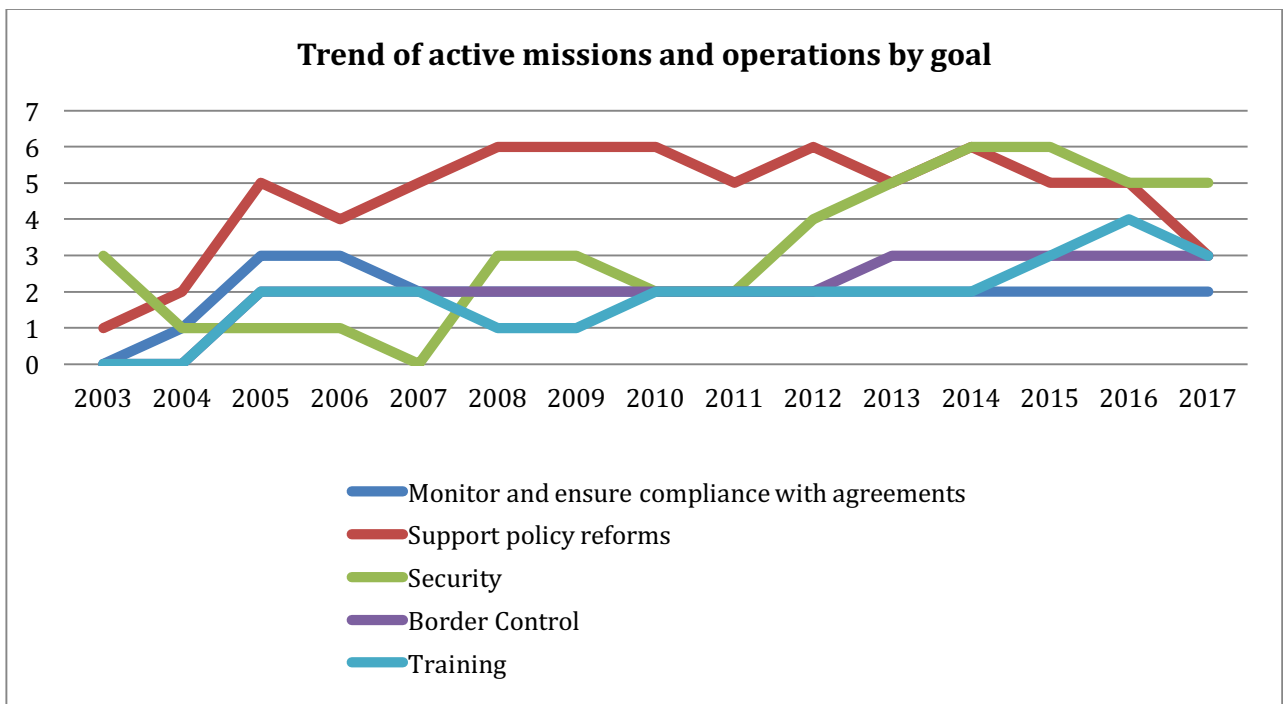


Figure 4.2 Trend of active missions and operations by goal

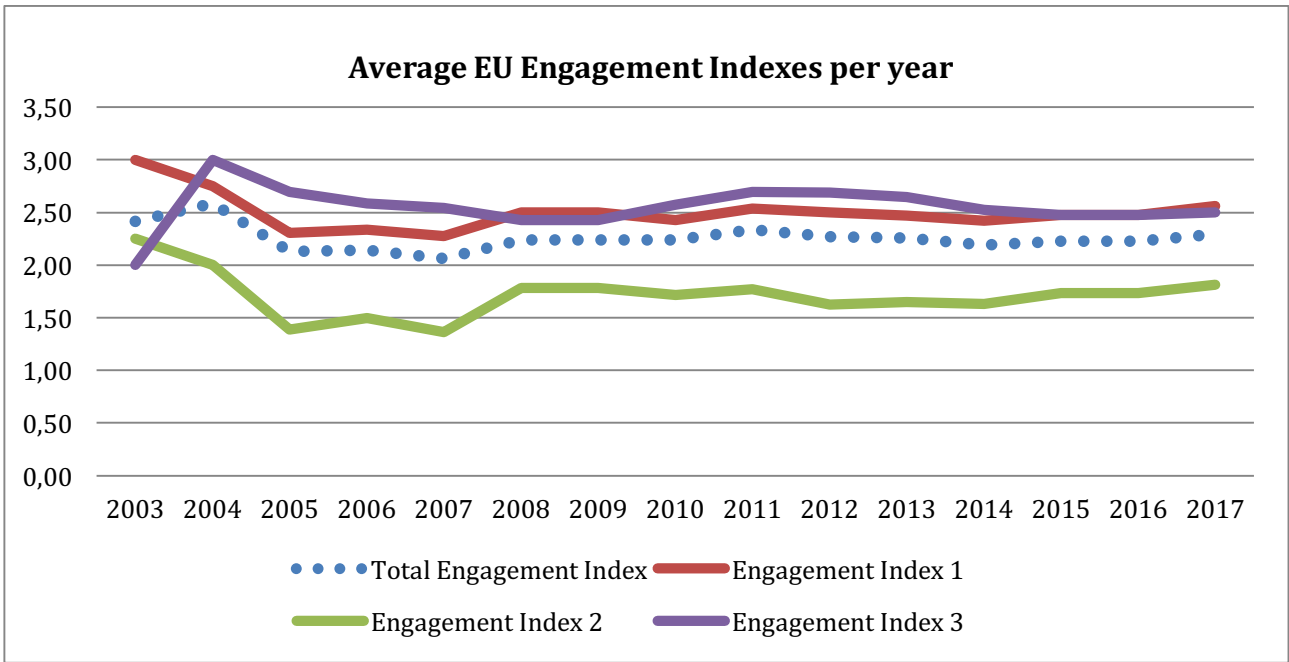


Figure 4.3 Average EU Engagement Indexes per year

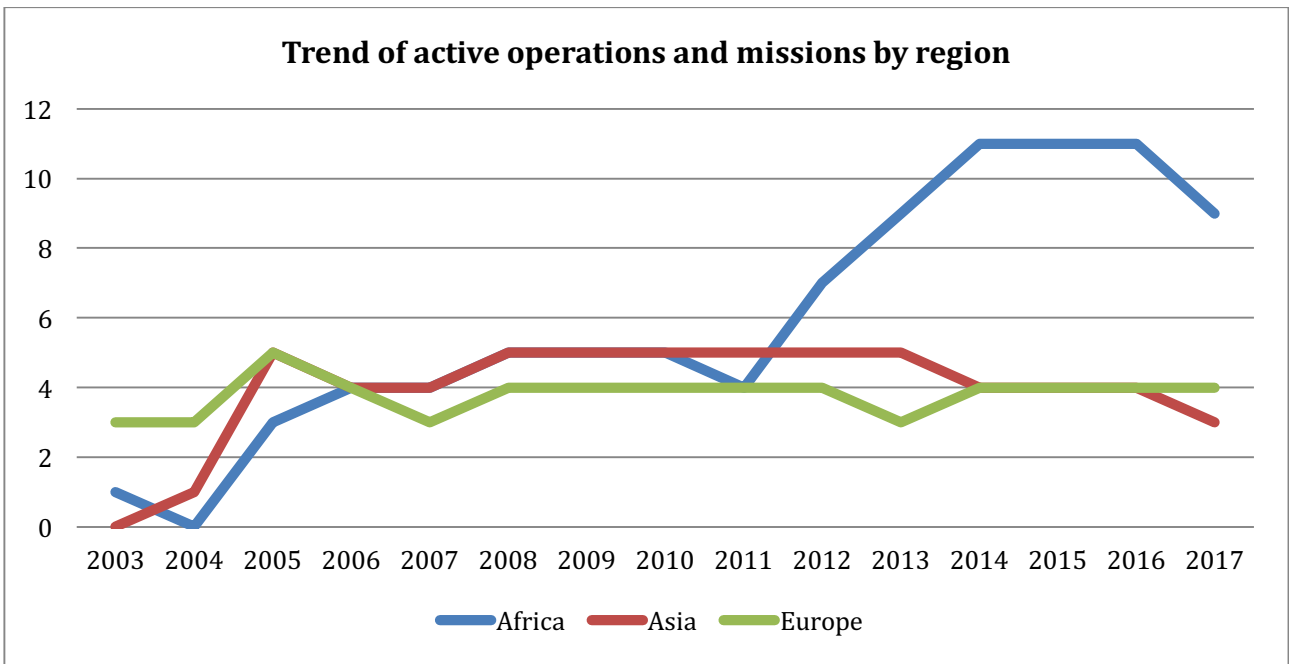


Figure 4.4 Trend of active operations and missions by region

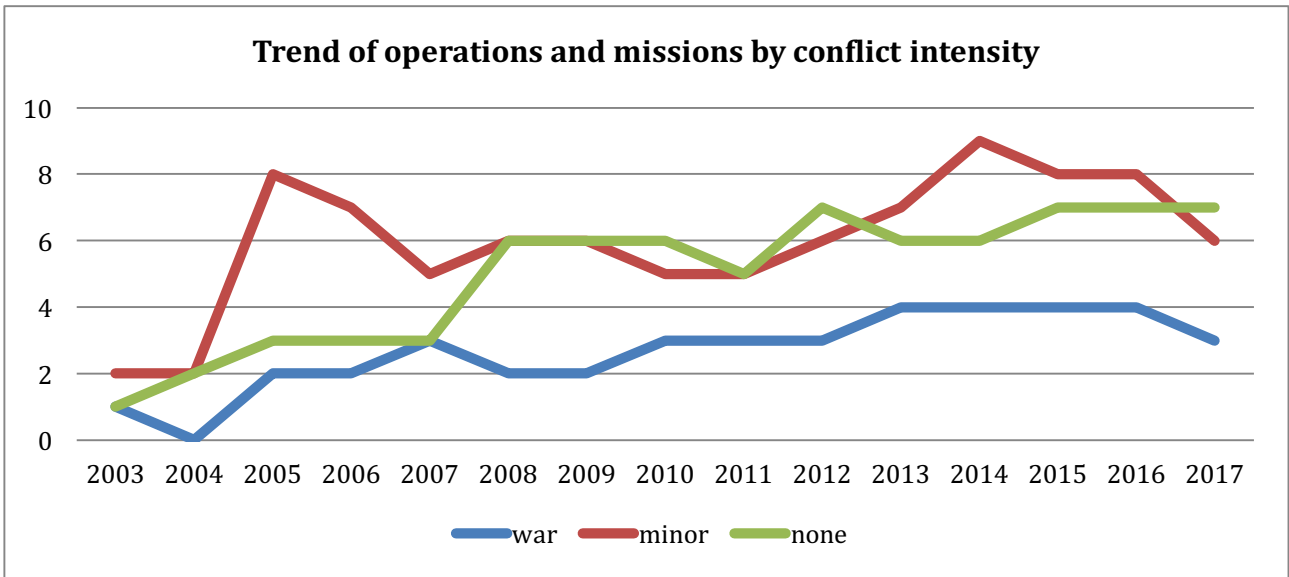


Figure 4.5 Trend of operations and missions by conflict intensity



Figure 4.6 Trend of operations and missions by conflict type

4.2 Cooperation among Member States

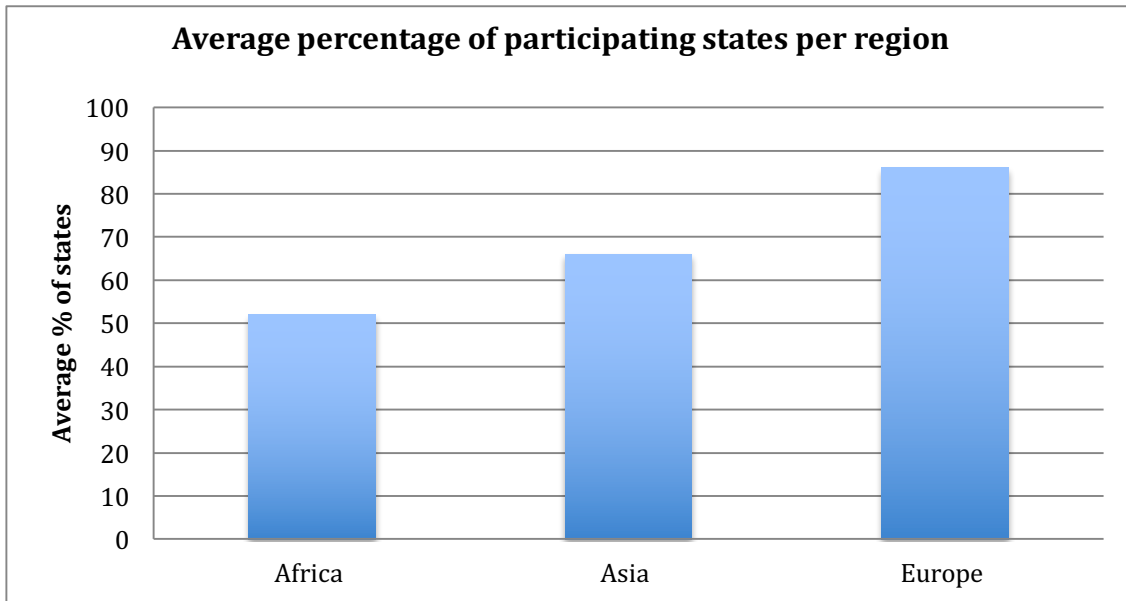


Figure 4.7 Average percentage of participating states per region

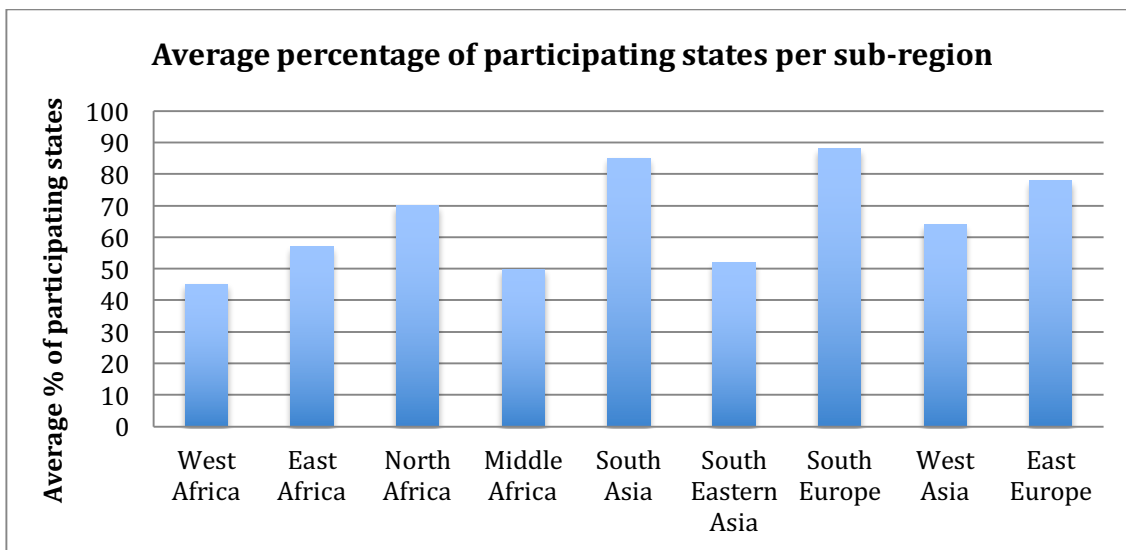


Figure 4.8 Average percentage of participating states per sub-region

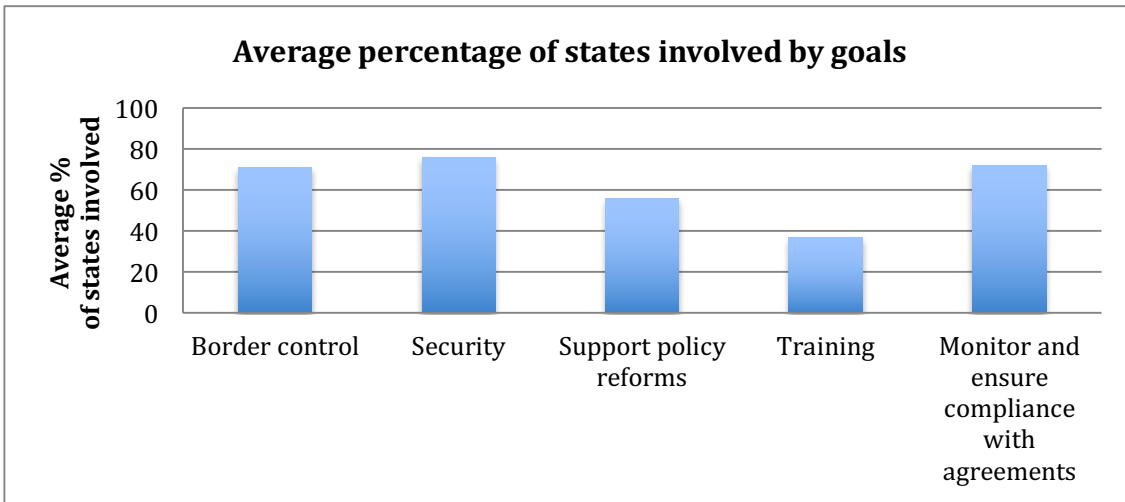


Figure 4.9 Average percentage of participating states by goals

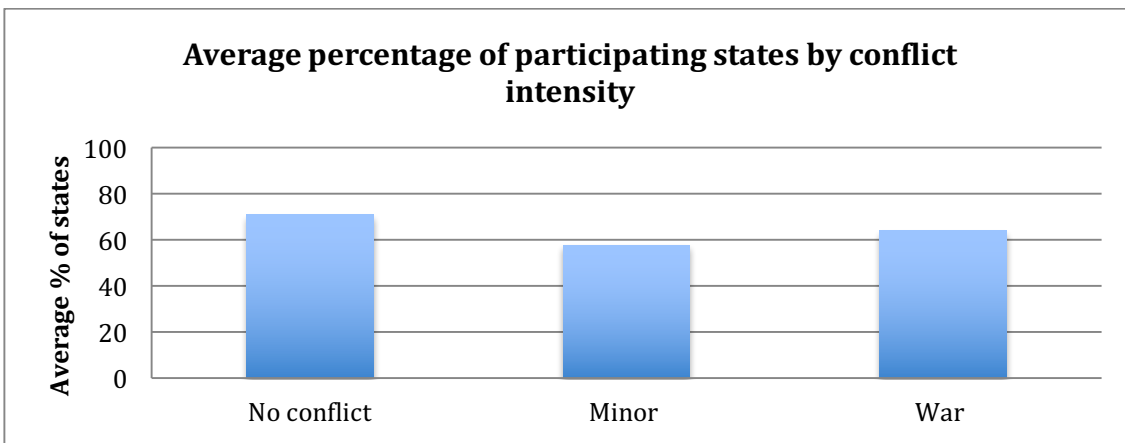


Figure 4.10 Average percentage of participating states by conflict intensity

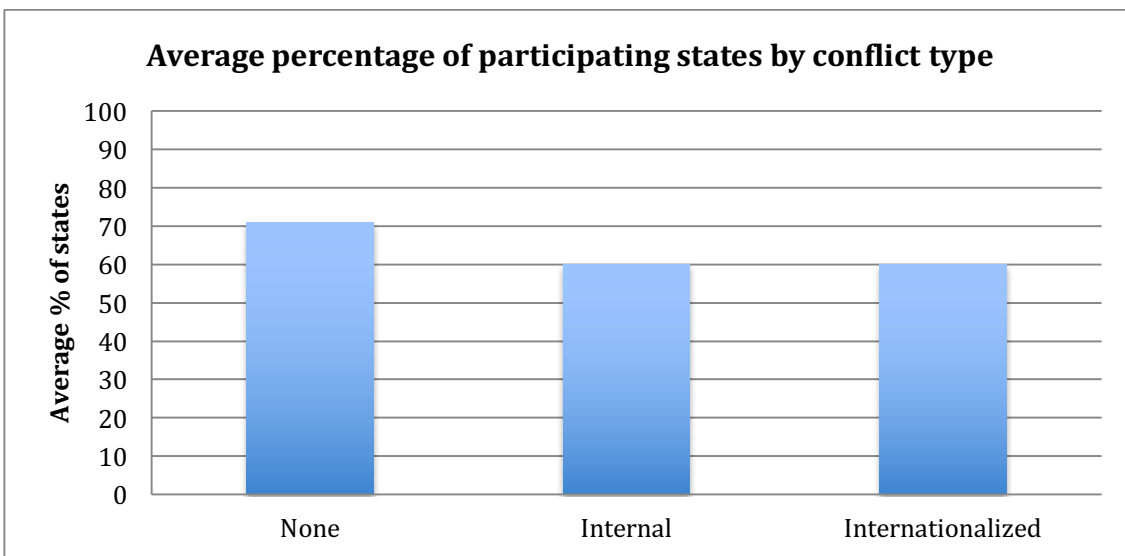


Figure 4.11 Average percentage of participating states by conflict type

4.3 Engagement index

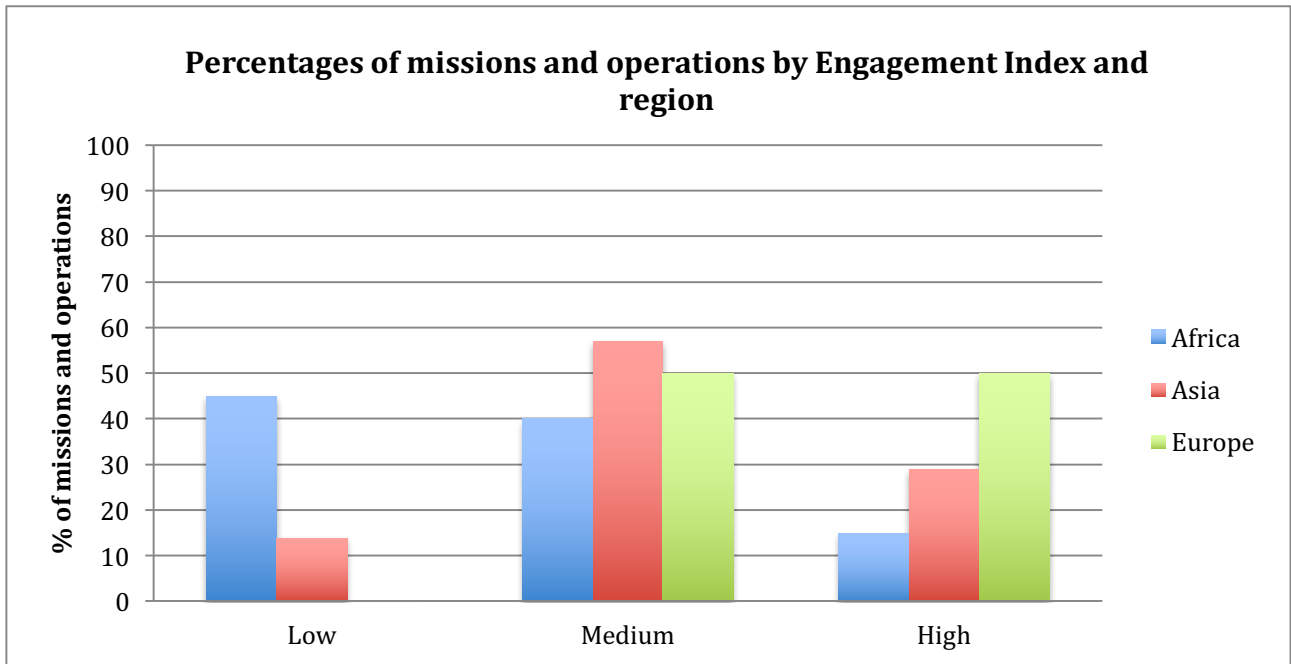


Figure 4.12 Percentages of missions and operations by Engagement Index and region

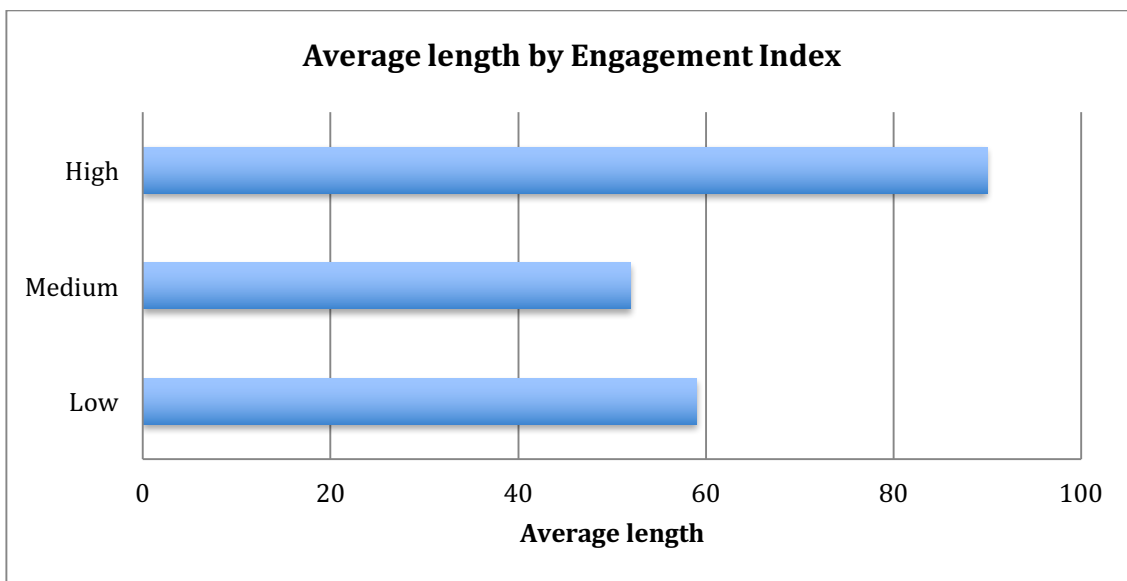


Figure 4.13 Average length by Engagement Index

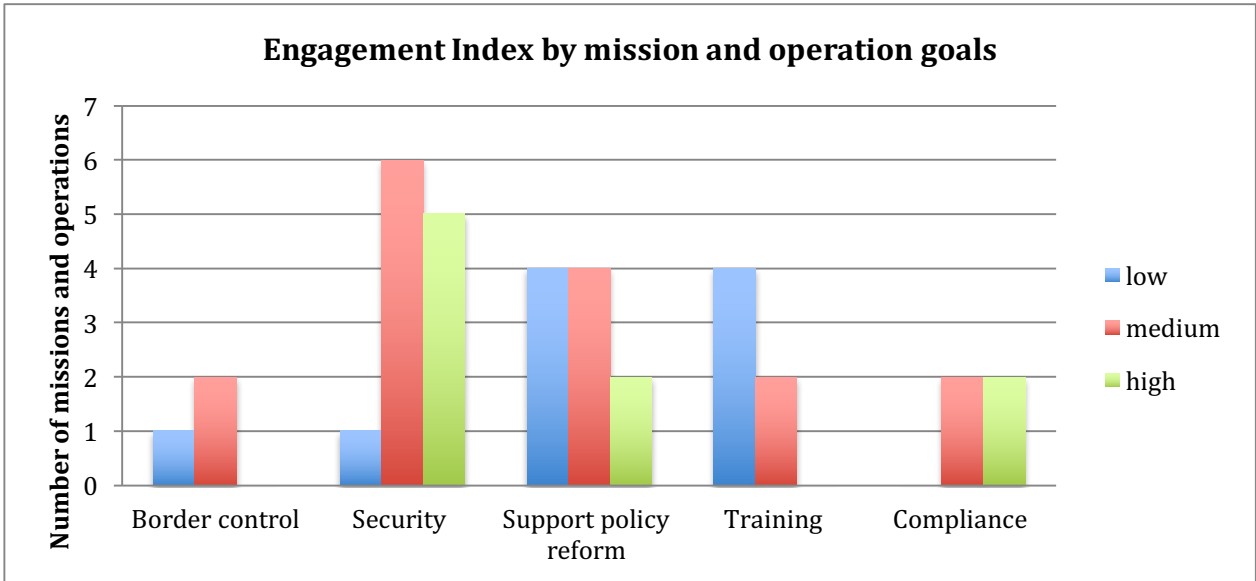


Figure 4.14 Engagement Index by mission and operation goals

4.4 Expenditures

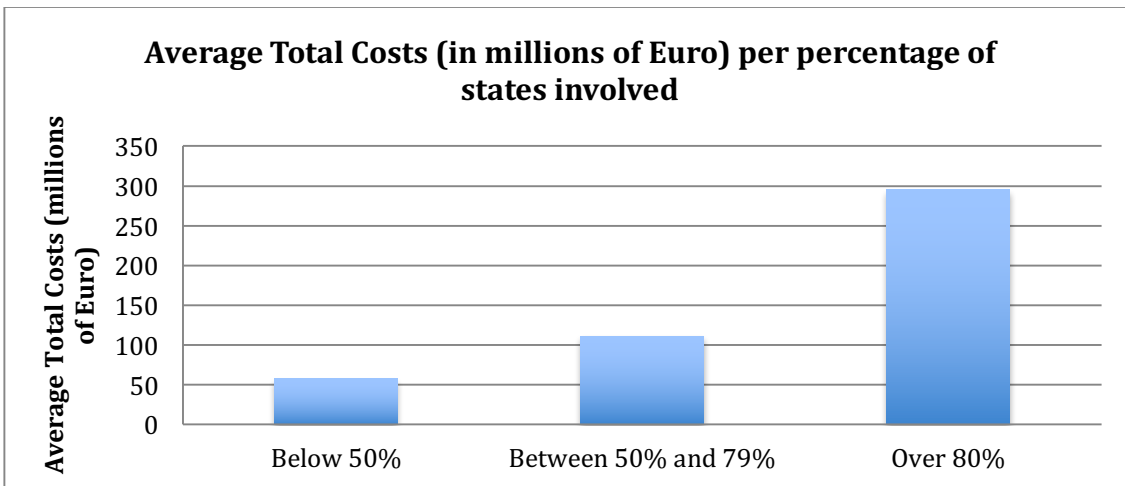


Figure 4.15 Average Total Costs (in millions of Euro) per percentage of states involved

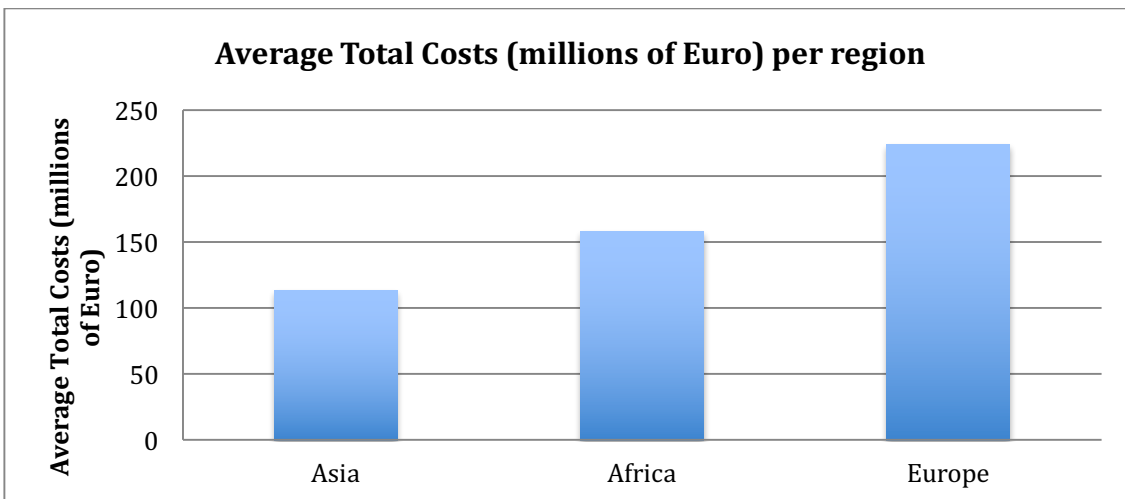


Figure 4.16 Average Total Costs (in millions of Euro) per region

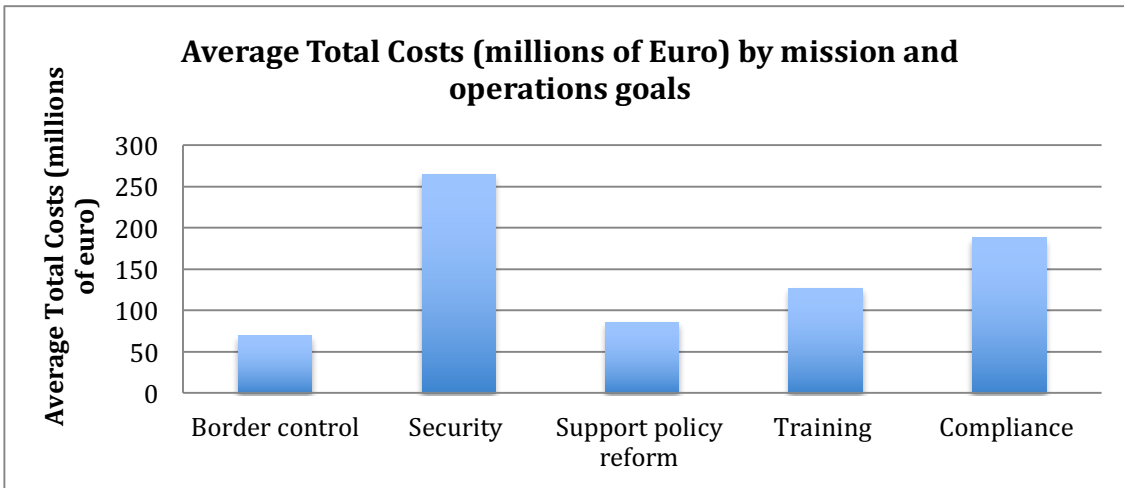


Figure 4.17 Average Total Costs (in millions of Euro) by mission and operations goals

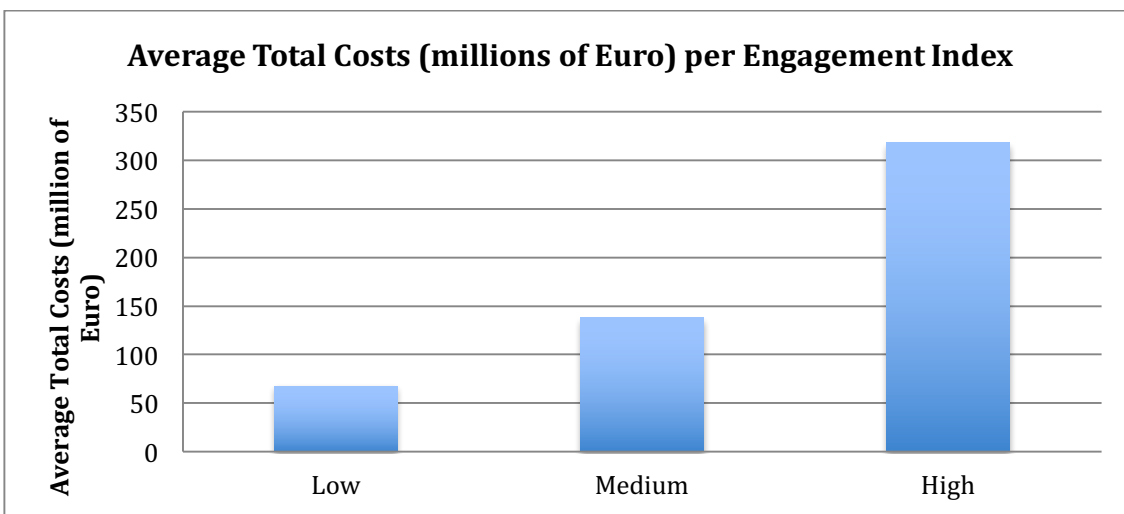


Figure 4.18 Average Total Costs (in millions of Euro) per Engagement Index

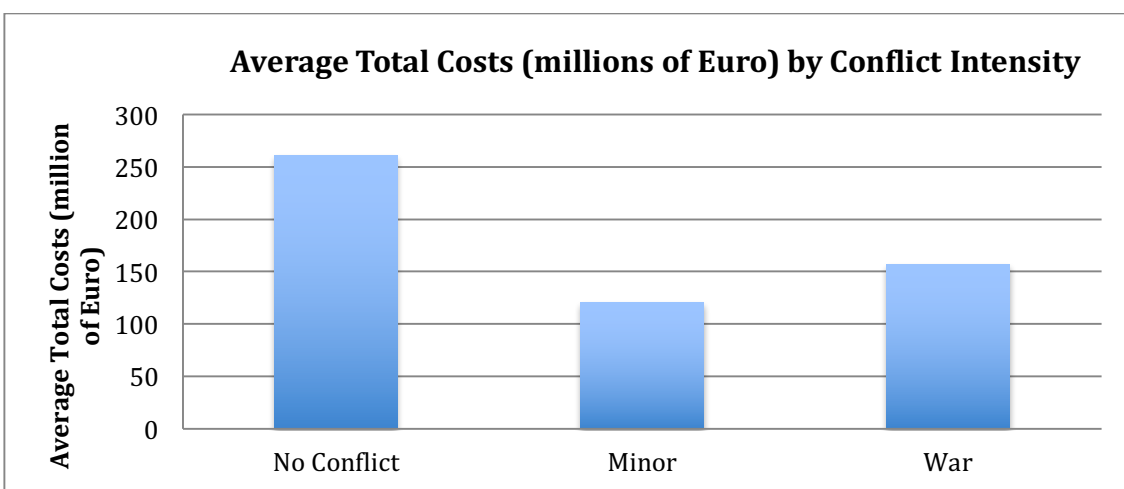


Figure 4.19 Average Total Costs (in millions of Euro) by conflict intensity

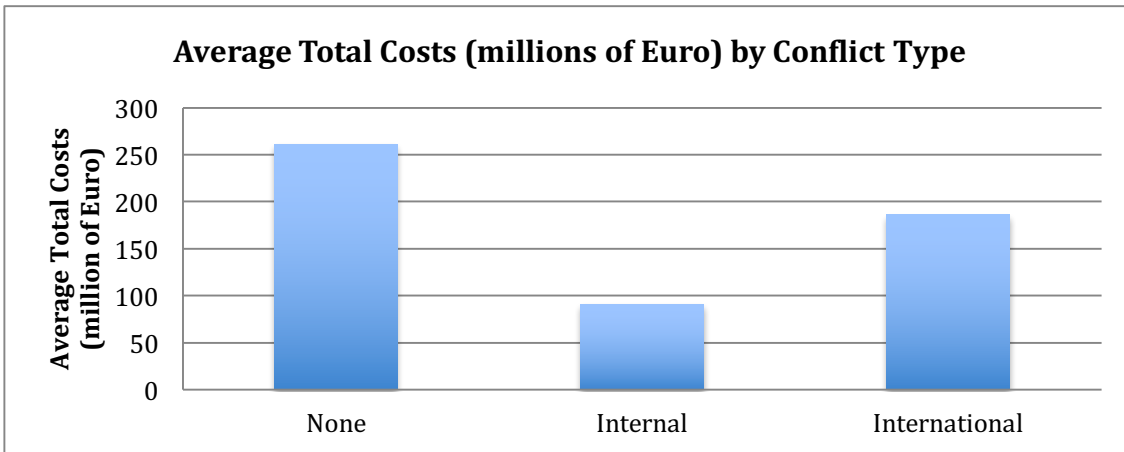


Figure 4.20 Average Total Costs (in millions of Euro) by conflict type

4.5 Personnel

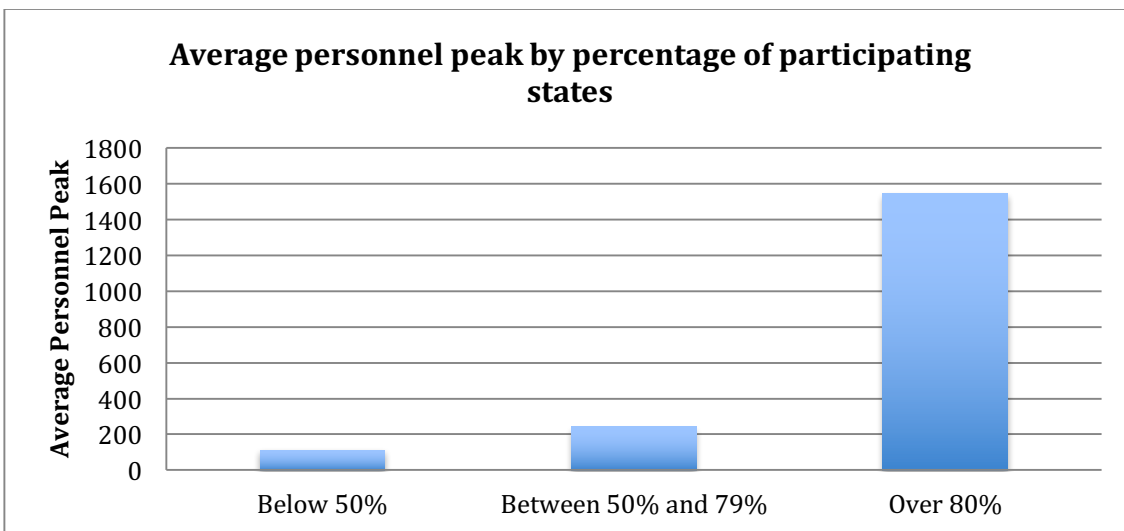


Figure 4.21 Average Personnel peak by percentage of participating states

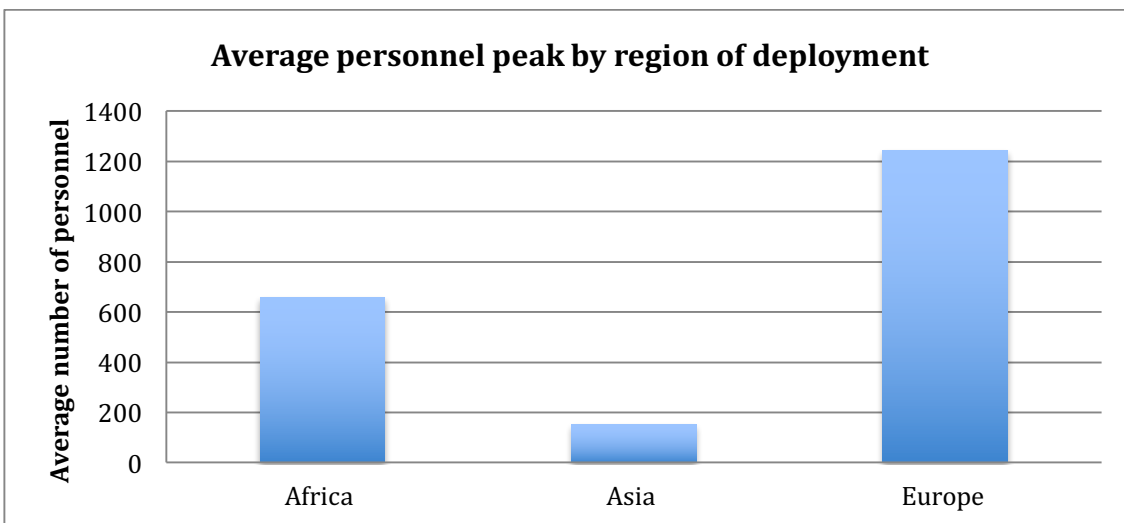


Figure 4.22 Average Personnel peak by region of deployment

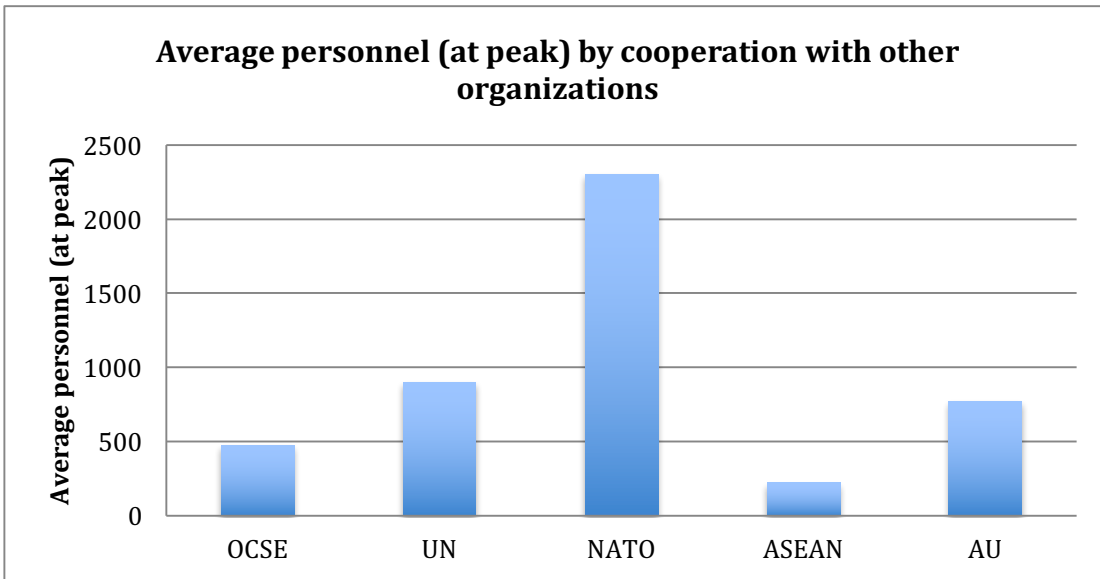


Figure 4.23 Average Personnel peak by cooperation with other organizations

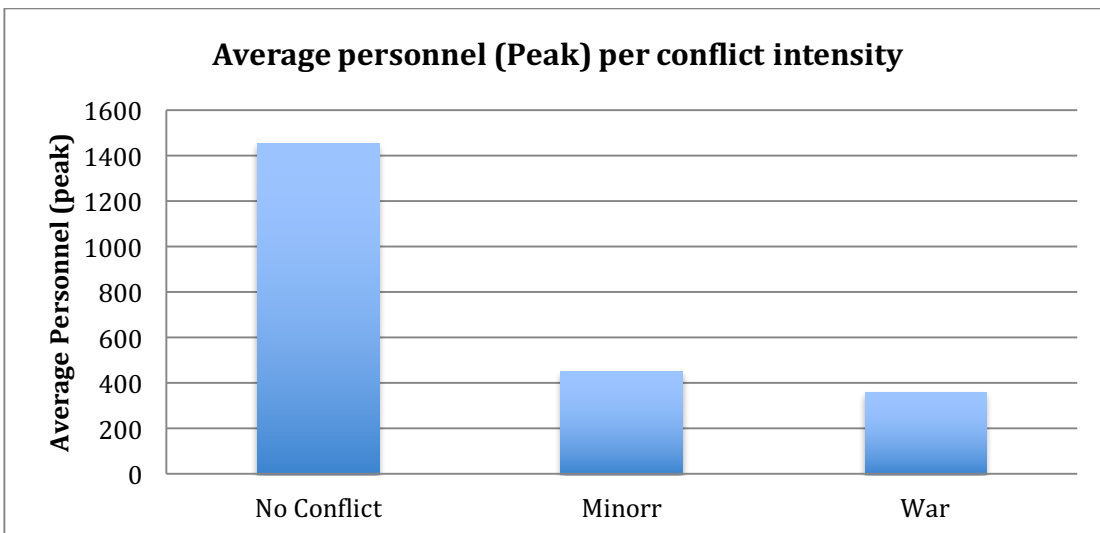


Figure 4.24 Average Personnel peak by conflict intensity

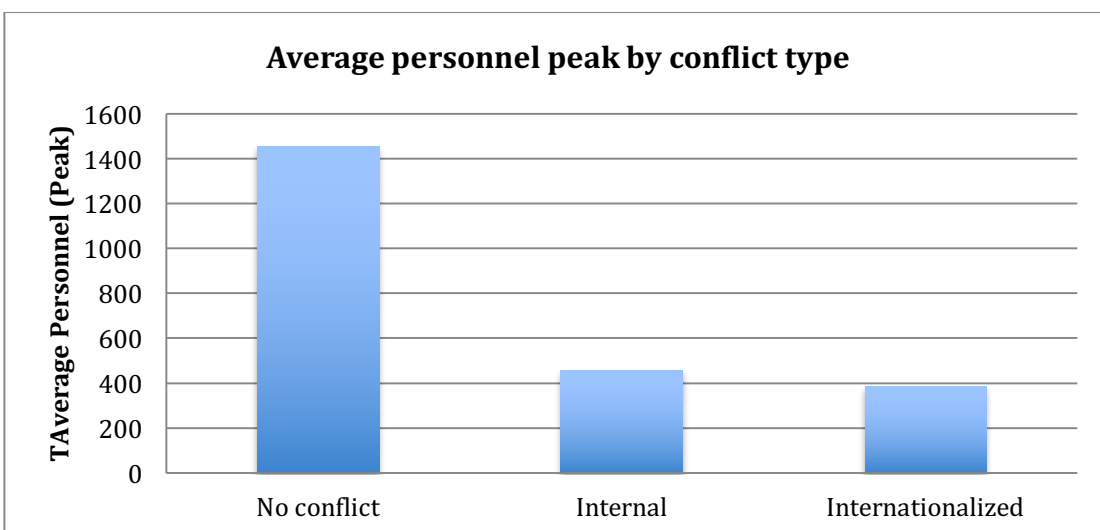


Figure 4.25 Average Personnel peak by conflict type

4.6 EU Member States personnel deployed

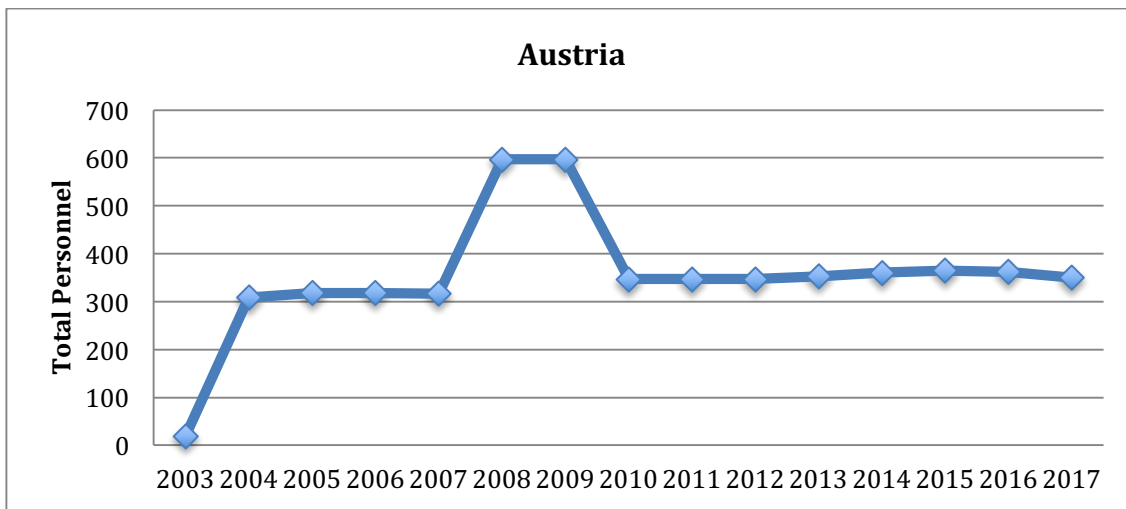


Figure 4.26 Total personnel trend for Austria

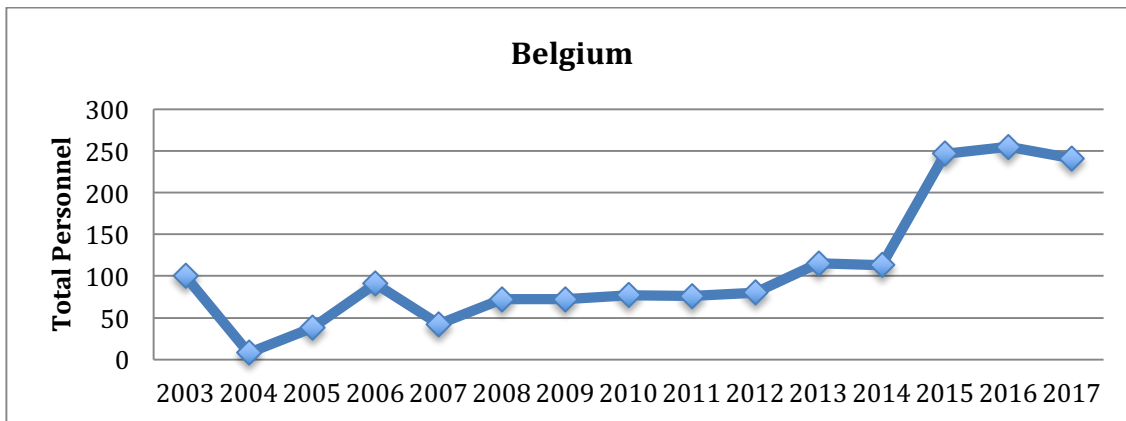


Figure 4.27 Total personnel trend for Belgium

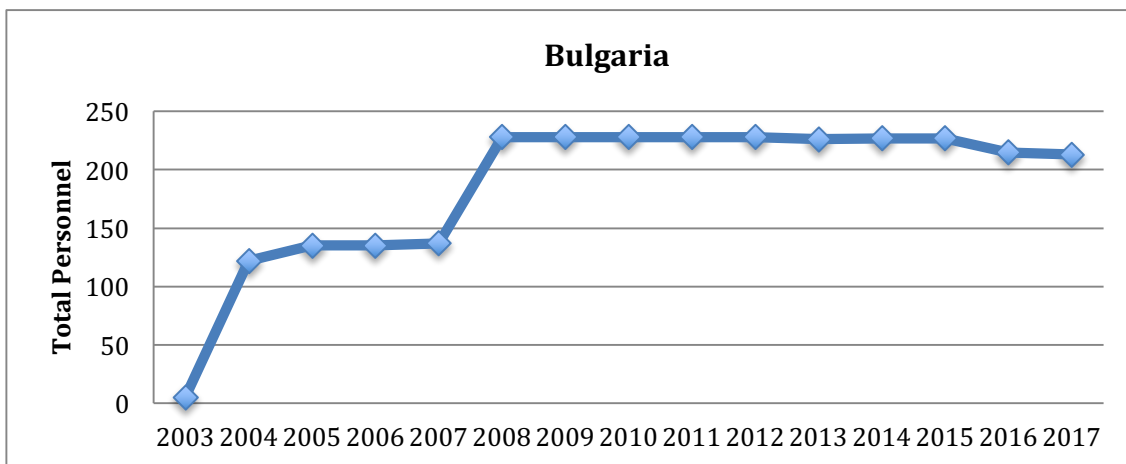


Figure 4.28 Total personnel trend for Bulgaria

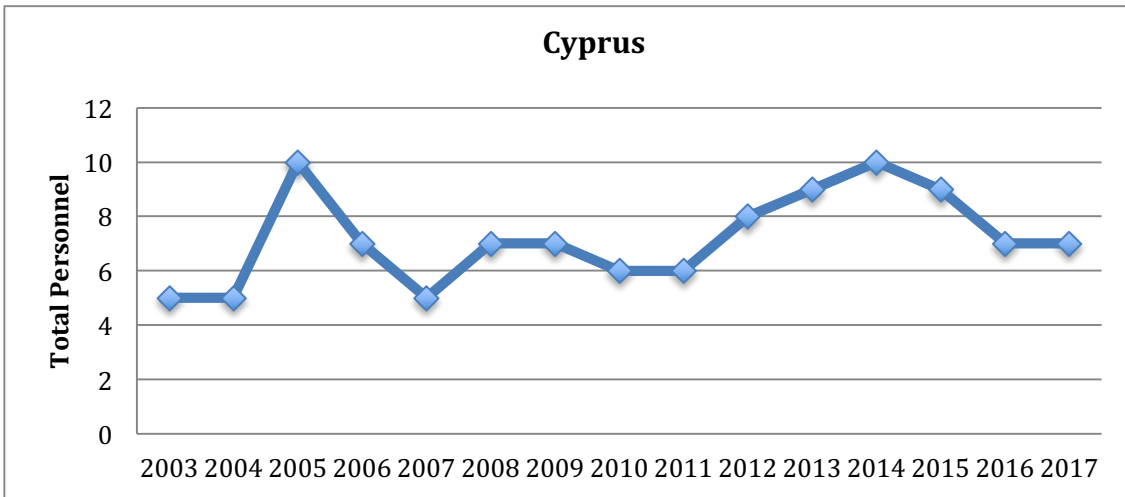


Figure 4.29 Total personnel trend for Cyprus



Figure 4.30 Total personnel trend for Czech Republic

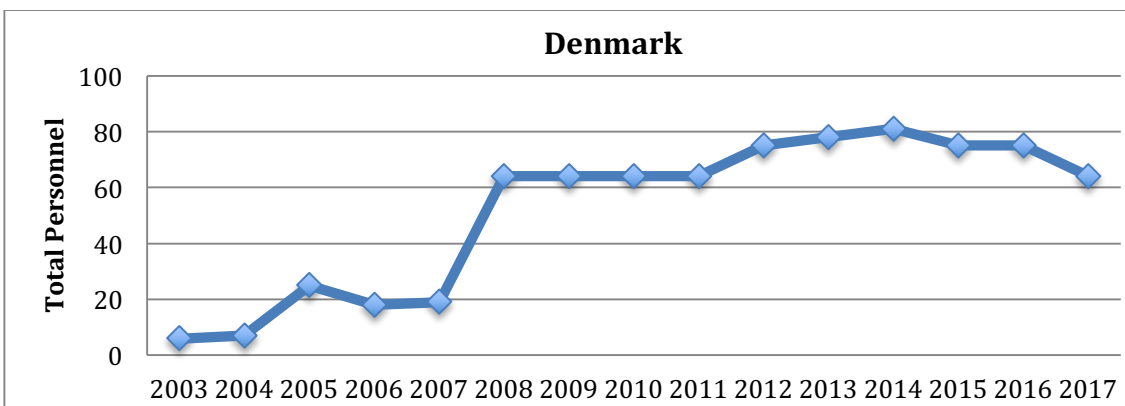


Figure 4.31 Total personnel trend for Denmark

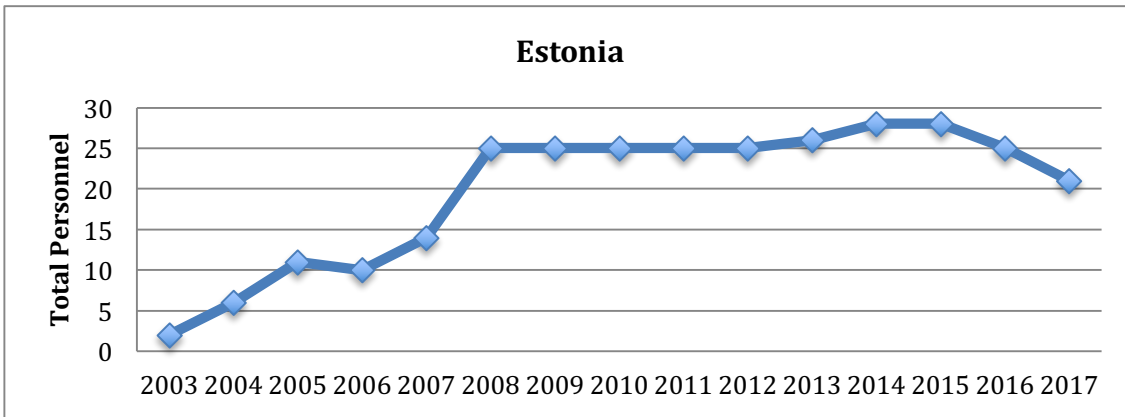


Figure 4.32 Total personnel trend for Estonia

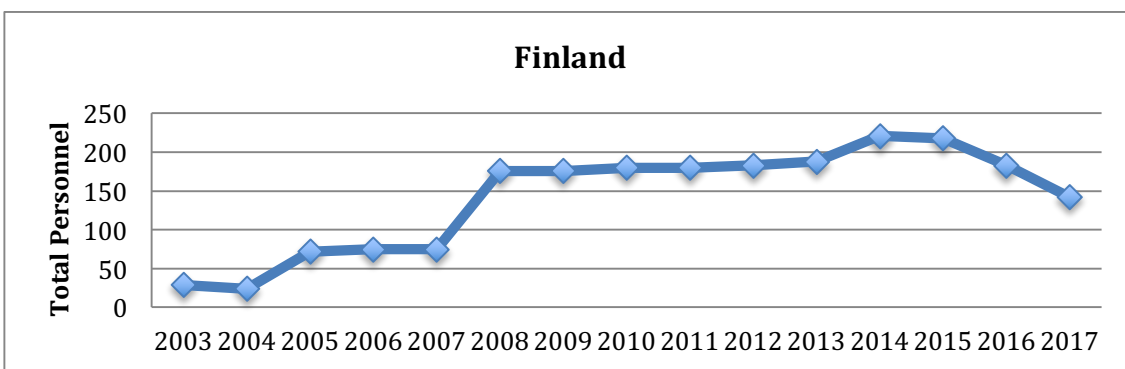


Figure 4.33 Total personnel trend for Finland

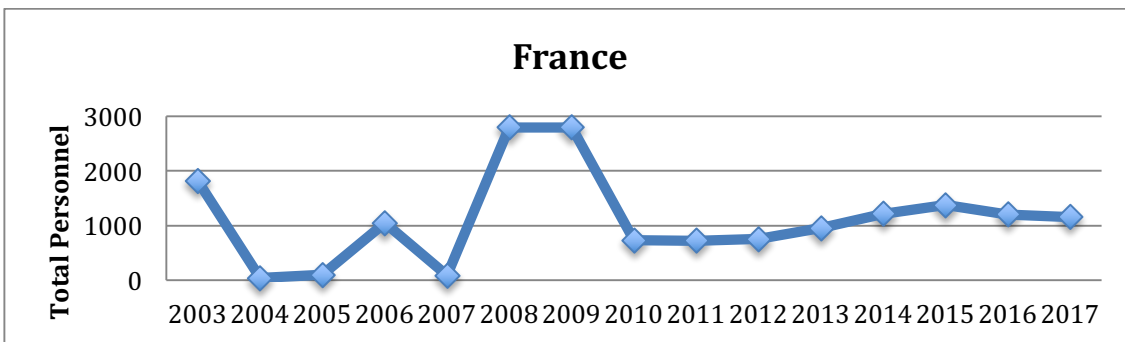


Figure 4.34 Total personnel trend for France



Figure 4.35 Total personnel trend for Germany



Figure 4.36 Total personnel trend for Greece

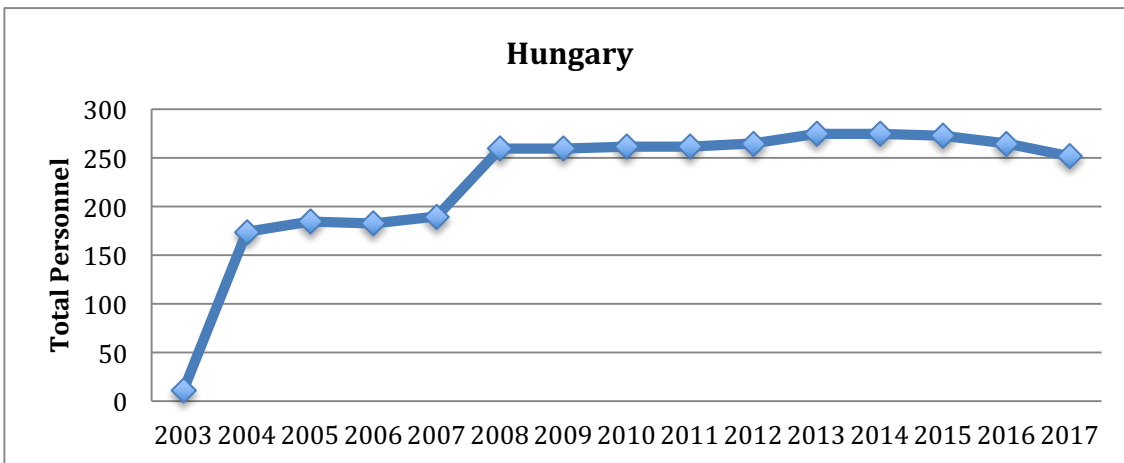


Figure 4.37 Total personnel trend for Hungary

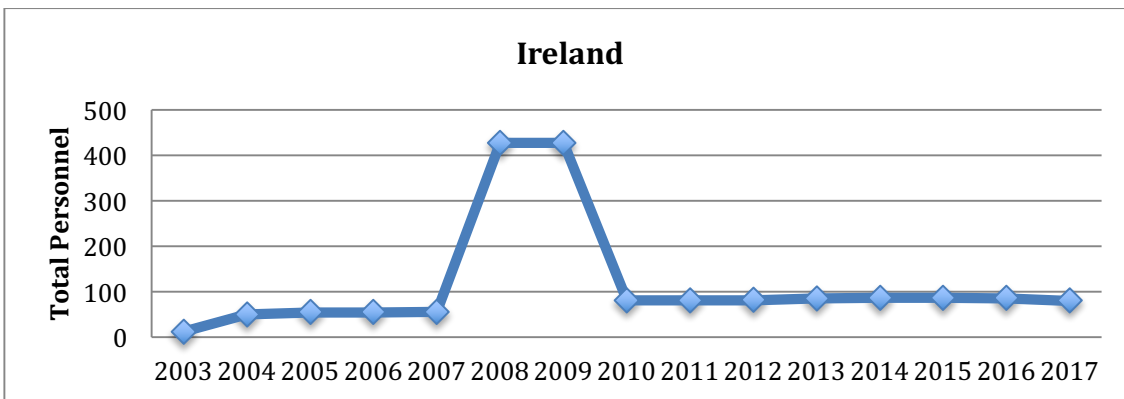


Figure 4.38 Total personnel trend for Ireland

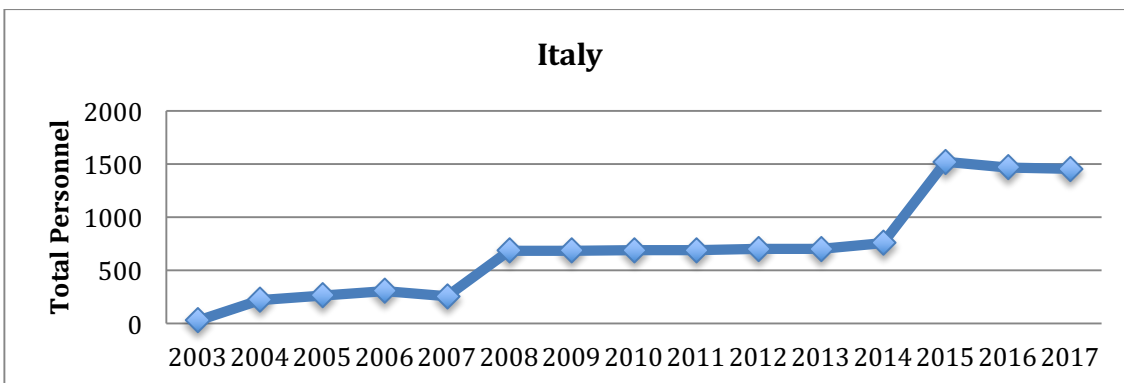


Figure 4.39 Total personnel trend for Italy

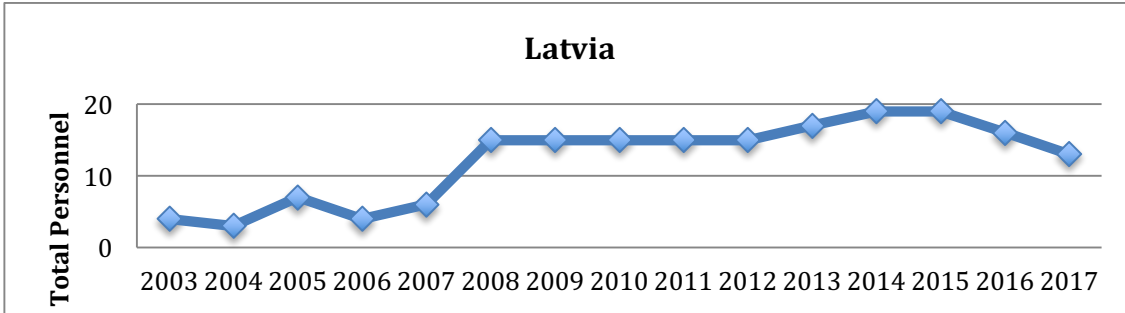


Figure 4.40 Total personnel trend for Latvia

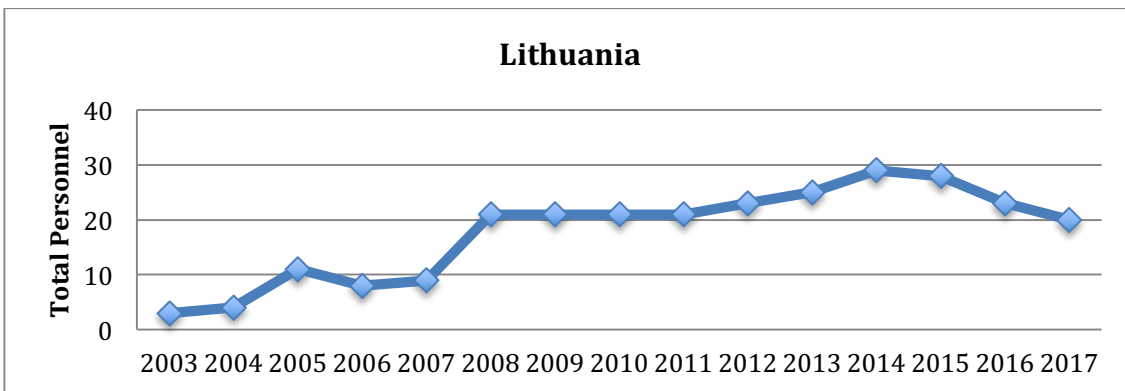


Figure 4.41 Total personnel trend for Lithuania

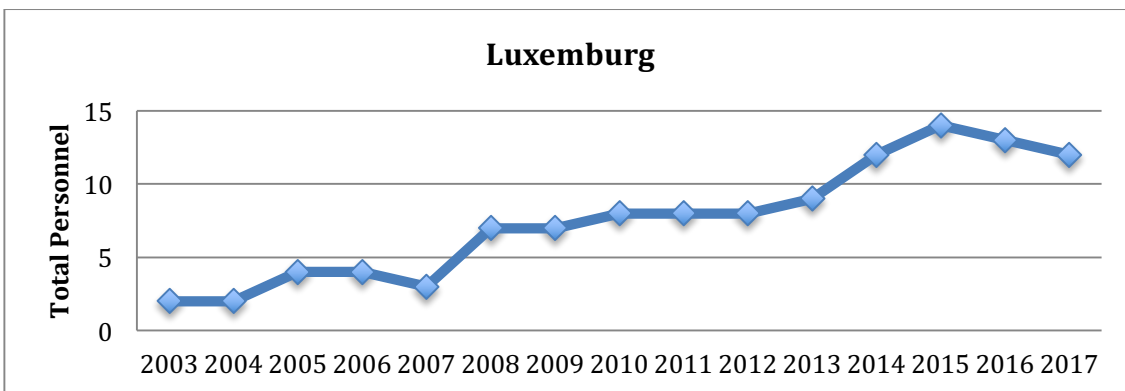


Figure 4.42 Total personnel trend for Luxembourg

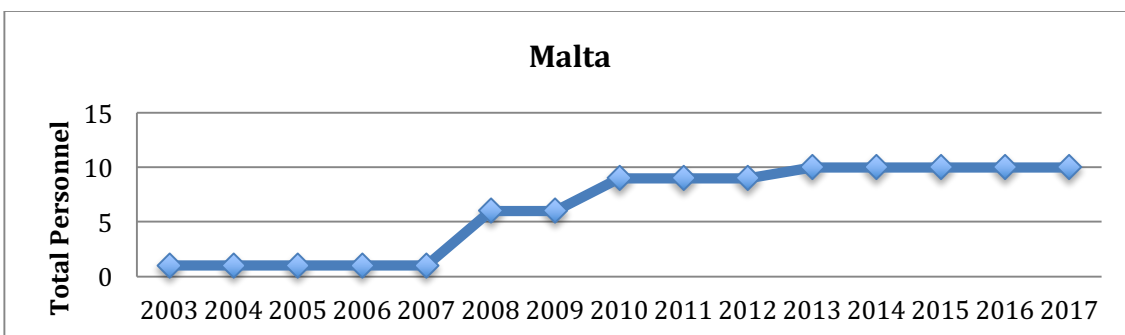


Figure 4.43 Total personnel trend for Malta

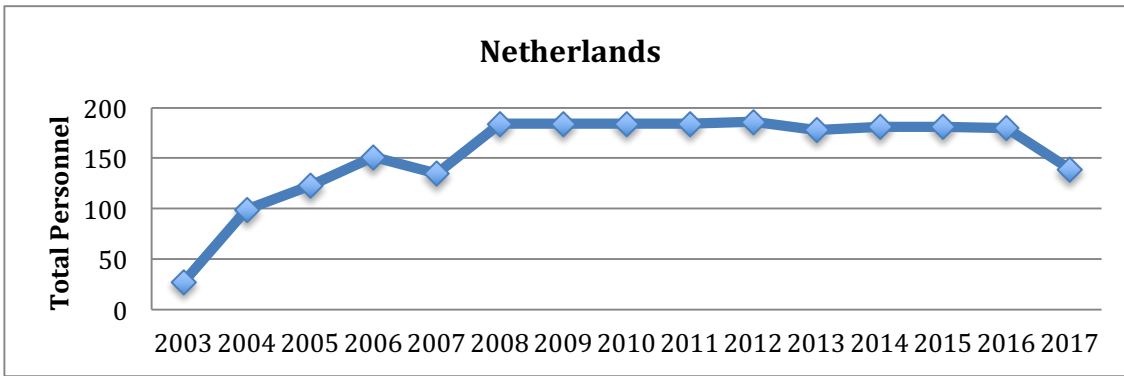


Figure 4.44 Total personnel trend for the Netherlands



Figure 4.45 Total personnel trend for Poland

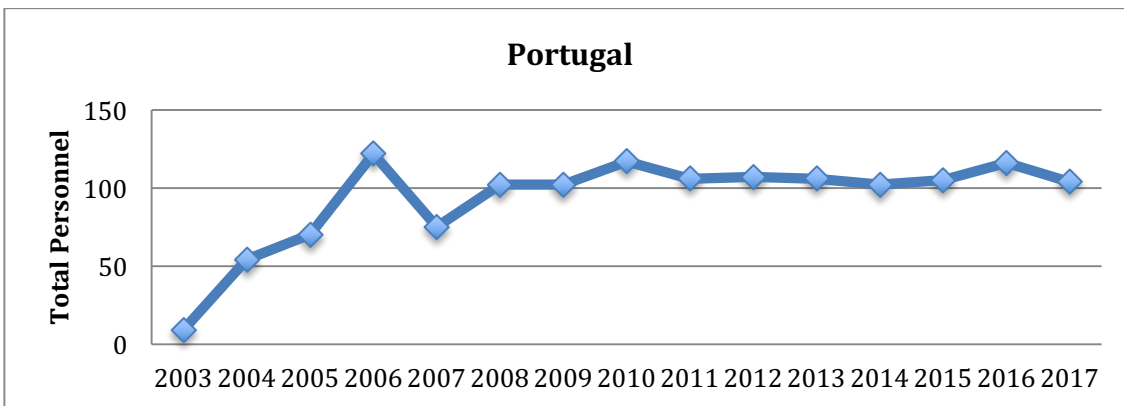


Figure 4.46 Total personnel trend for Portugal

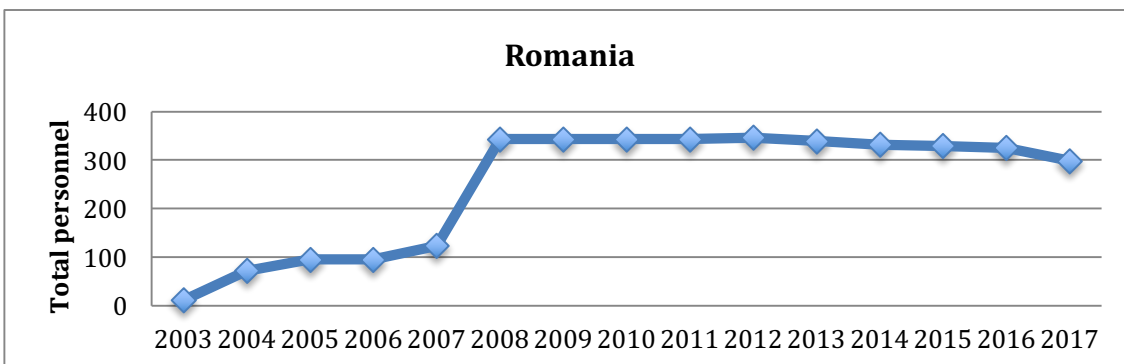


Figure 4.47 Total personnel trend for Romania

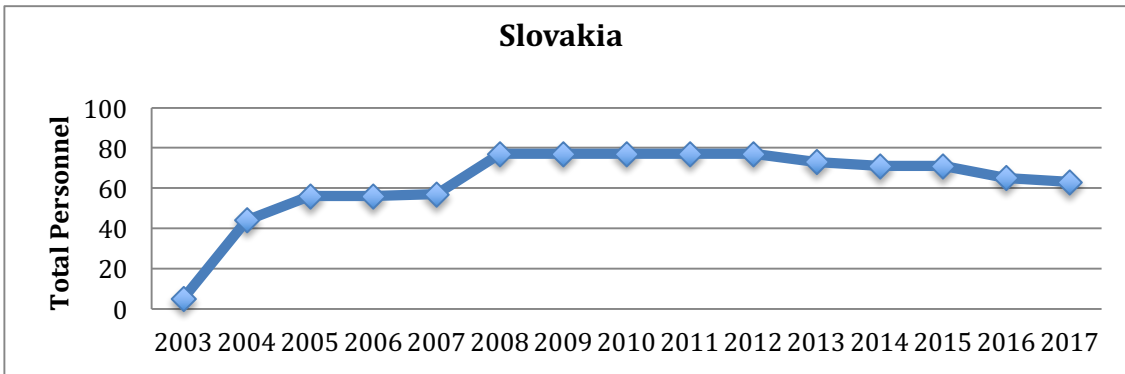


Figure 4.48 Total personnel trend for Slovakia

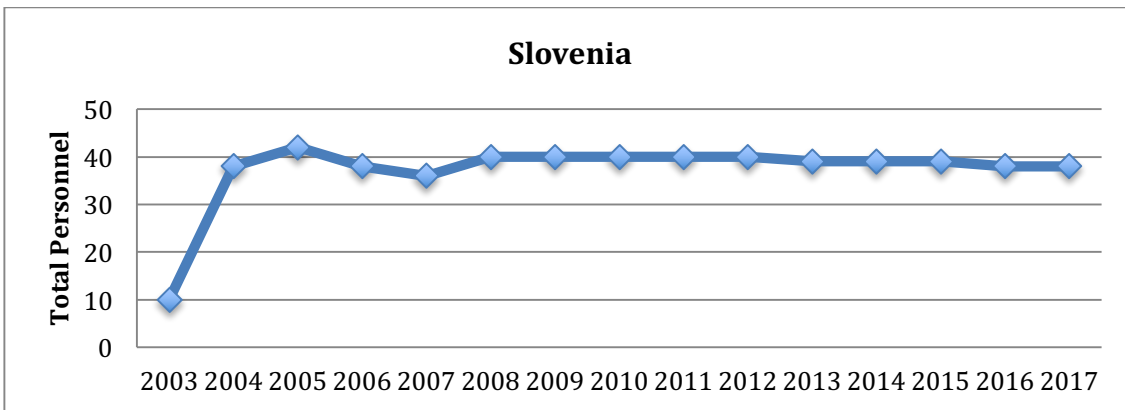


Figure 4.49 Total personnel trend for Slovenia

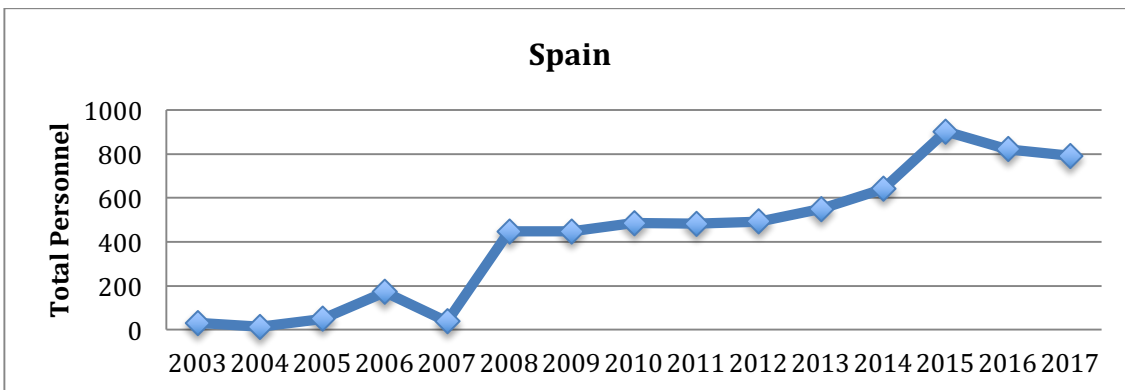


Figure 4.50 Total personnel trend for Spain

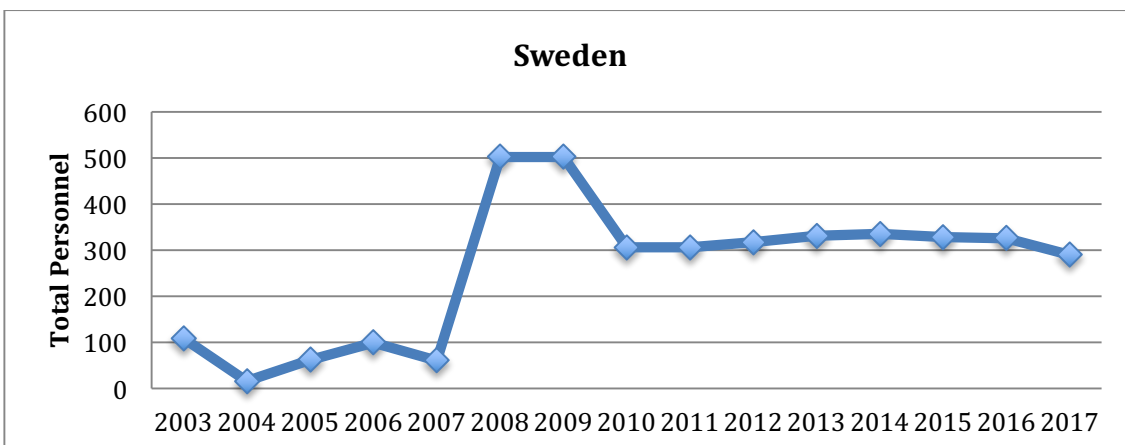


Figure 4.51 Total personnel trend for Sweden

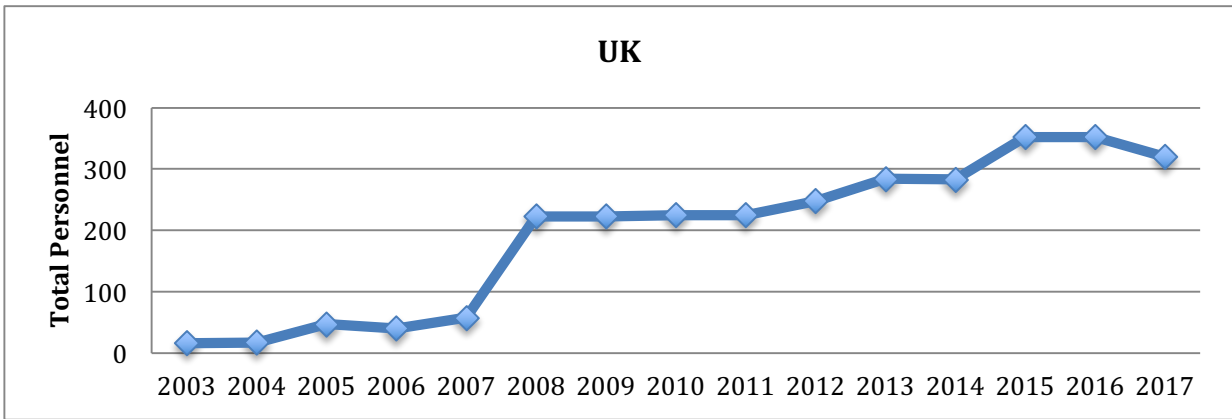


Figure 4.52 Total personnel trend for the UK

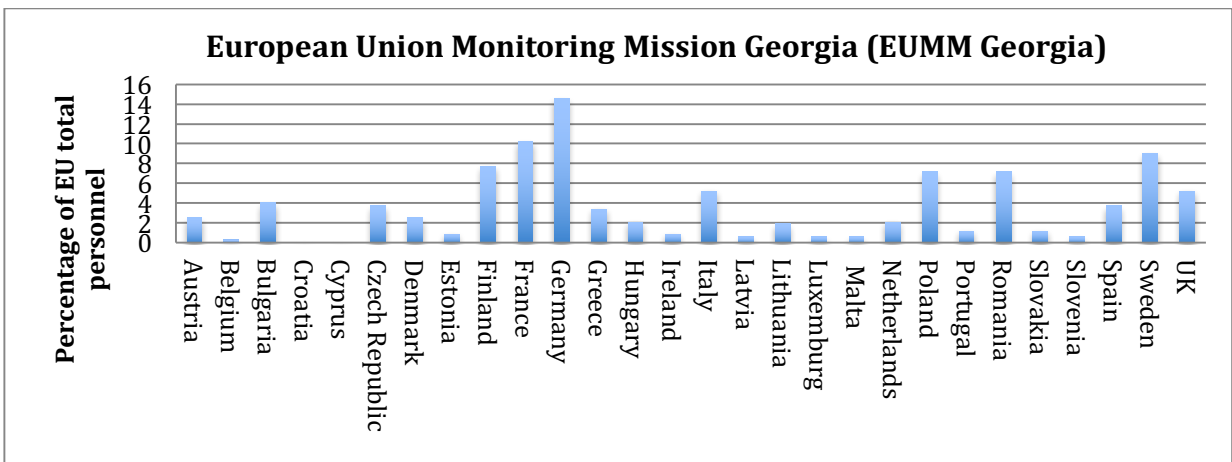


Figure 4.53 Personnel percentages for each member state of total EU personnel: EUMM Georgia

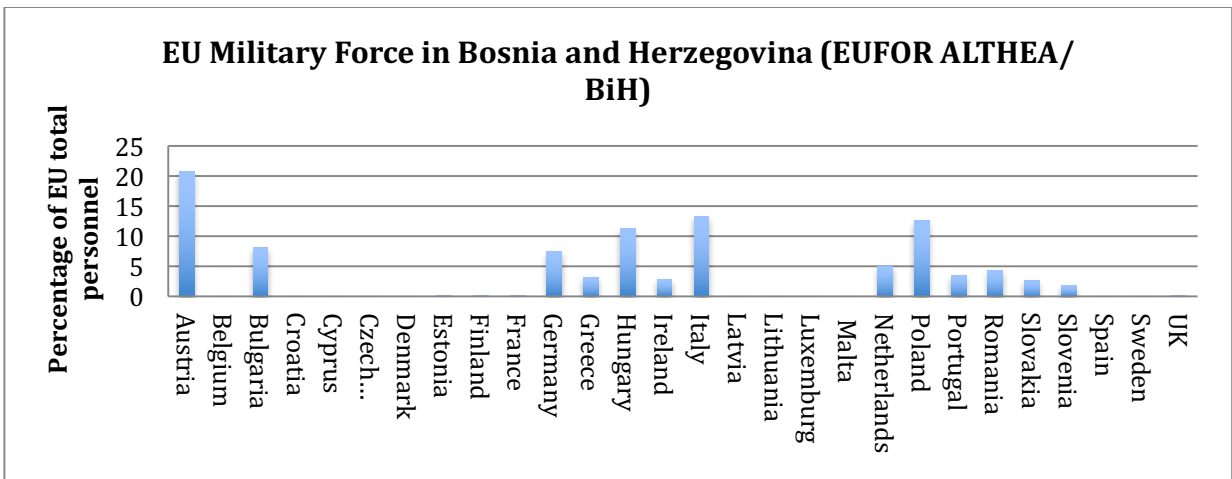


Figure 4.54 Personnel percentages for each member state of total EU personnel: EUFOR ALTHEA BiH

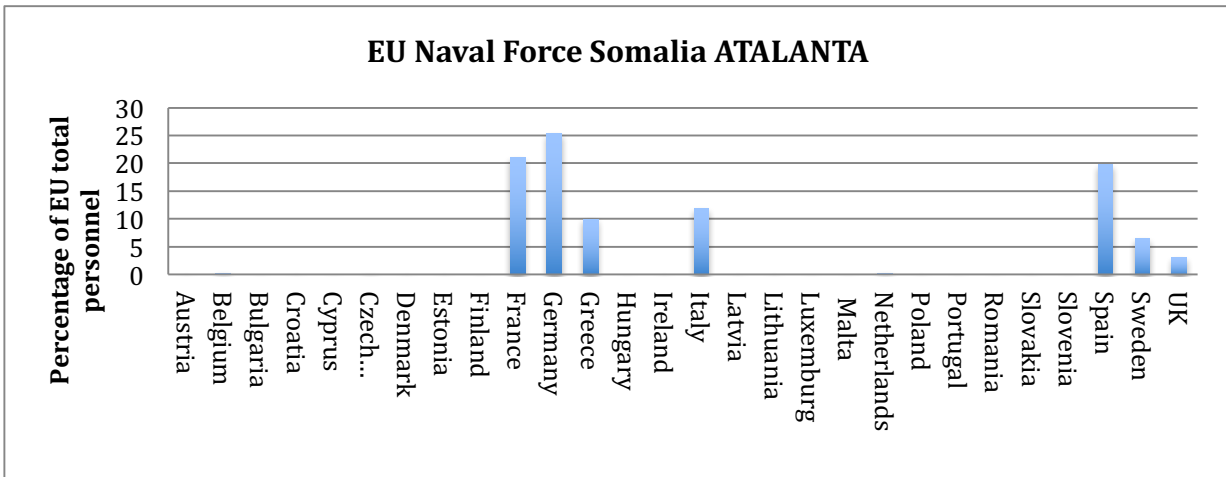


Figure 4.55 Personnel percentages for each member state of total EU personnel: EU-NAVFOR Somalia

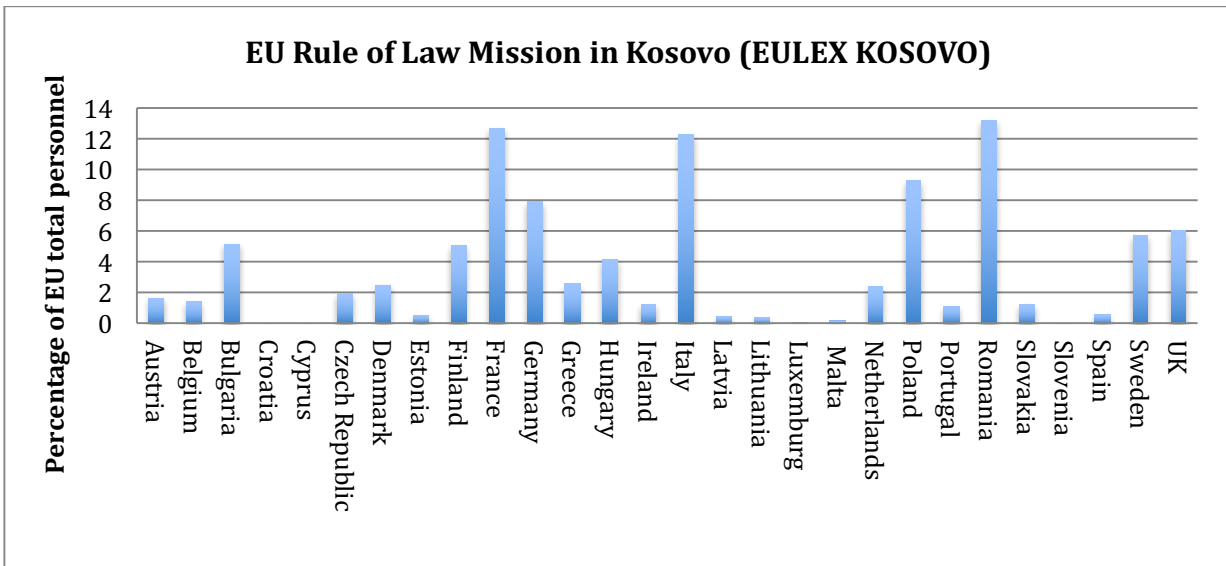


Figure 4.56 Personnel percentages for each member state of total EU personnel: EULEX Kosovo

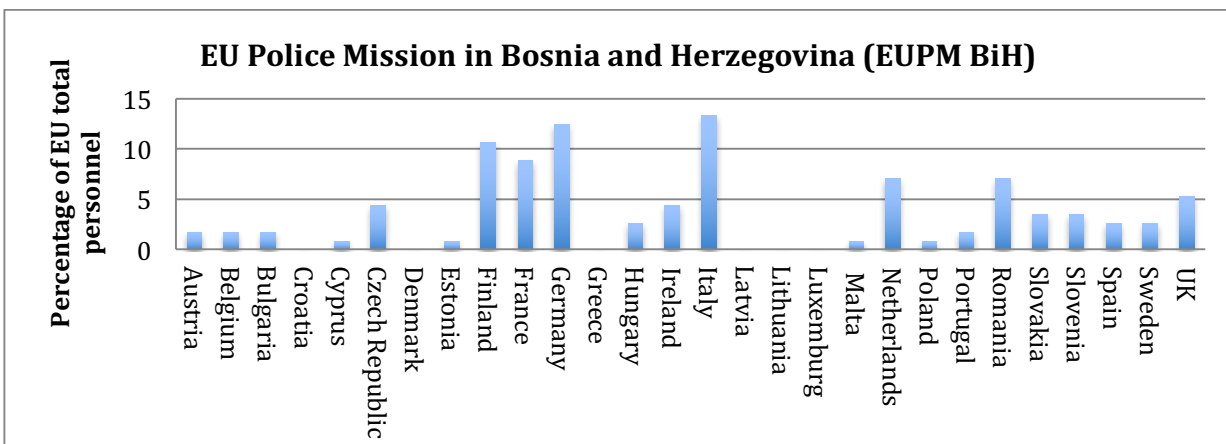


Figure 4.57 Personnel percentages for each member state of total EU personnel: EUPM BiH

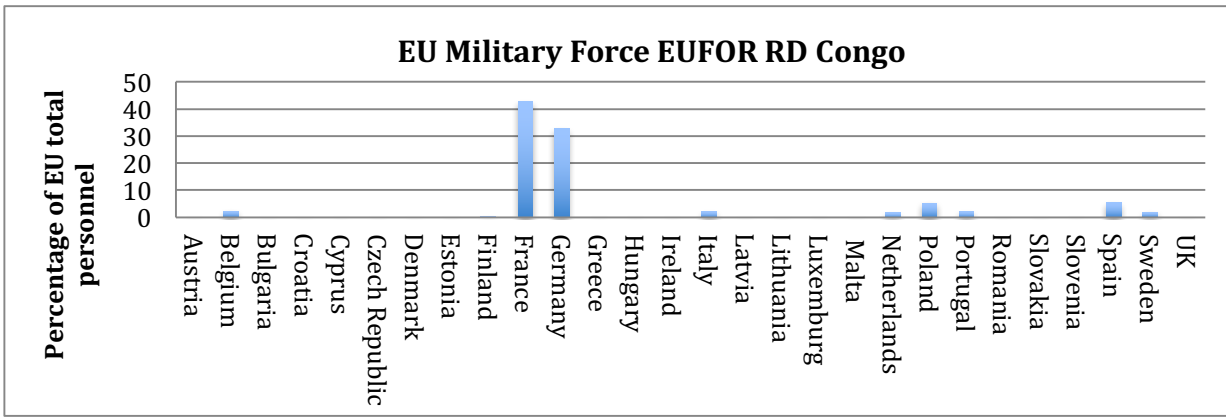


Figure 4.58 Personnel percentages for each member state of total EU personnel: EUFOR RD Congo

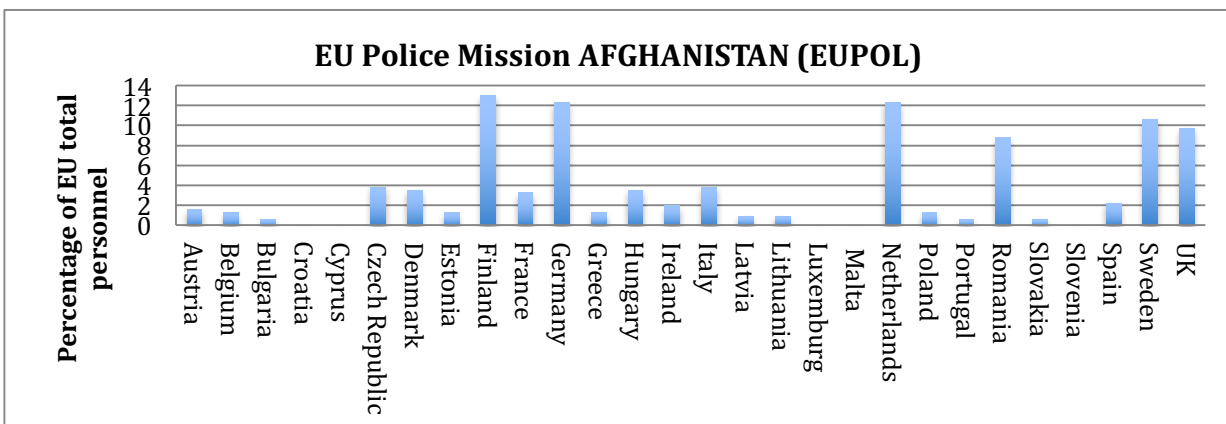


Figure 4.59 Personnel percentages for each member state of total EU personnel: EUPOL Afghanistan

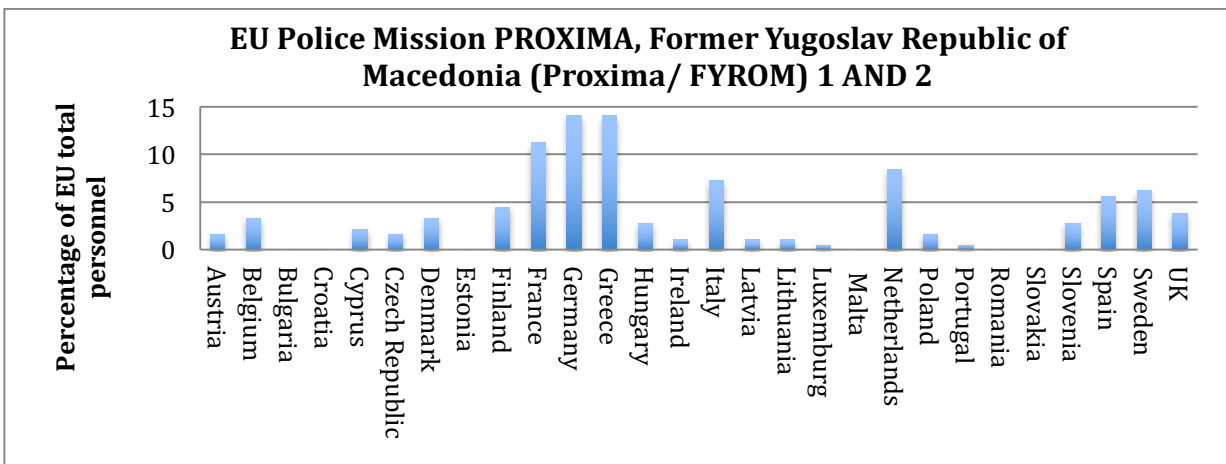


Figure 4.60 Personnel percentages for each member state of total EU personnel: Proxima/FYROM 1 and 2

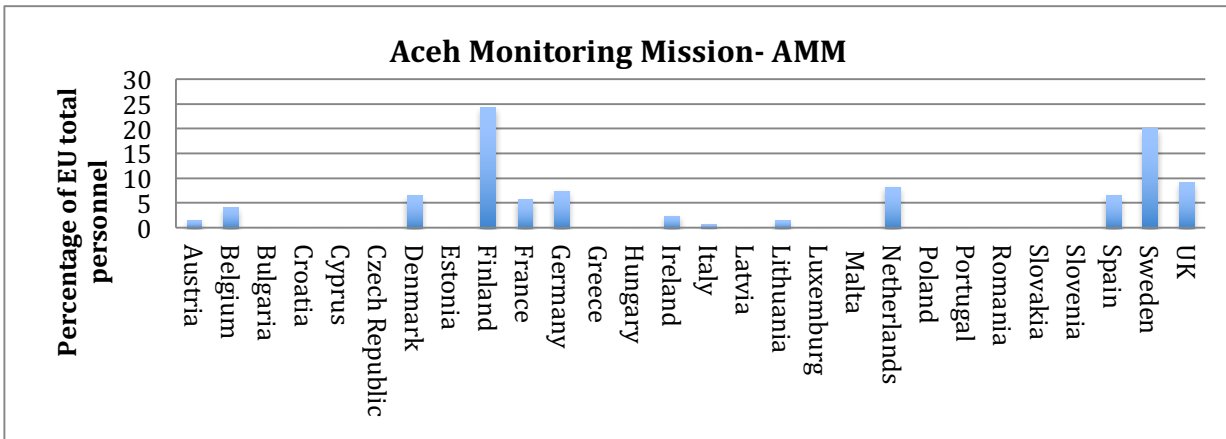


Figure 4.61 Personnel percentages for each member state of total EU personnel: Aceh AMM

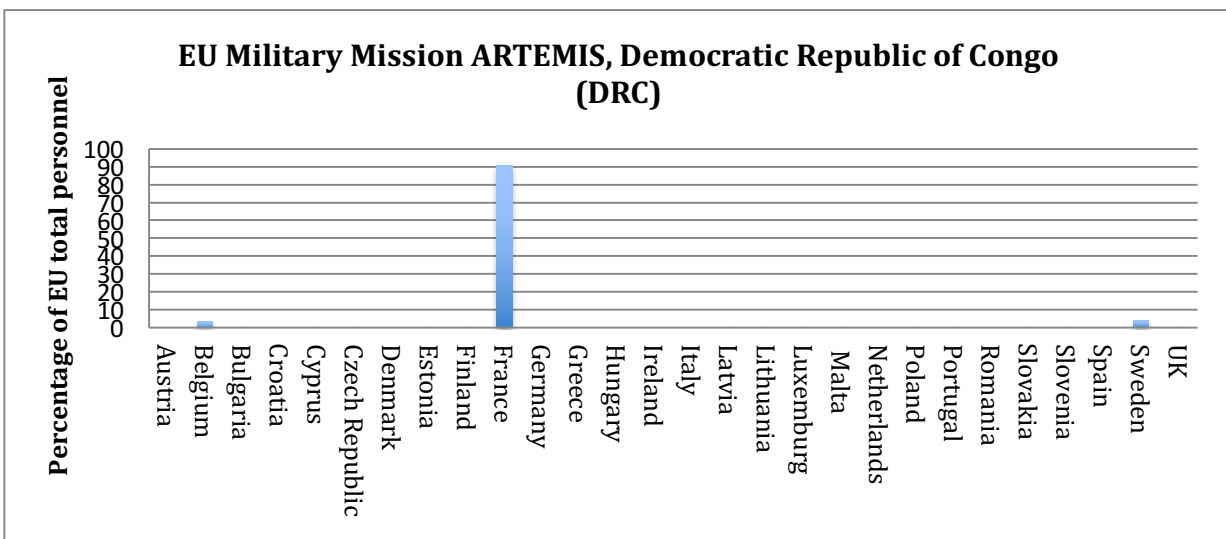


Figure 4.62 Personnel percentages for each member state of total EU personnel: ARTEMIS Congo

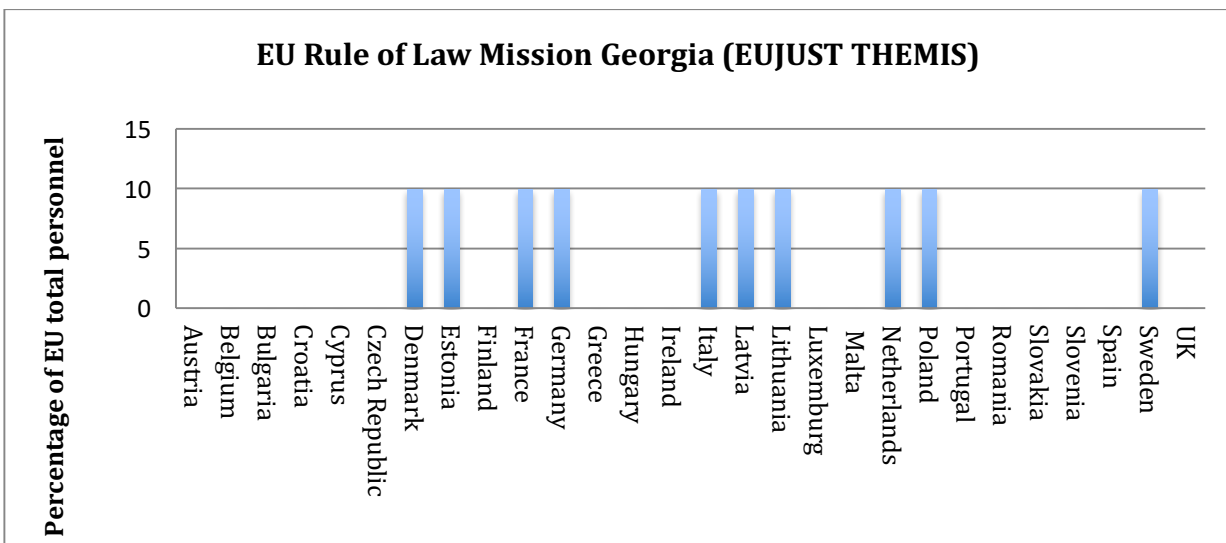


Figure 4.63 Personnel percentages for each member state of total EU personnel: EUJUST THEMIS

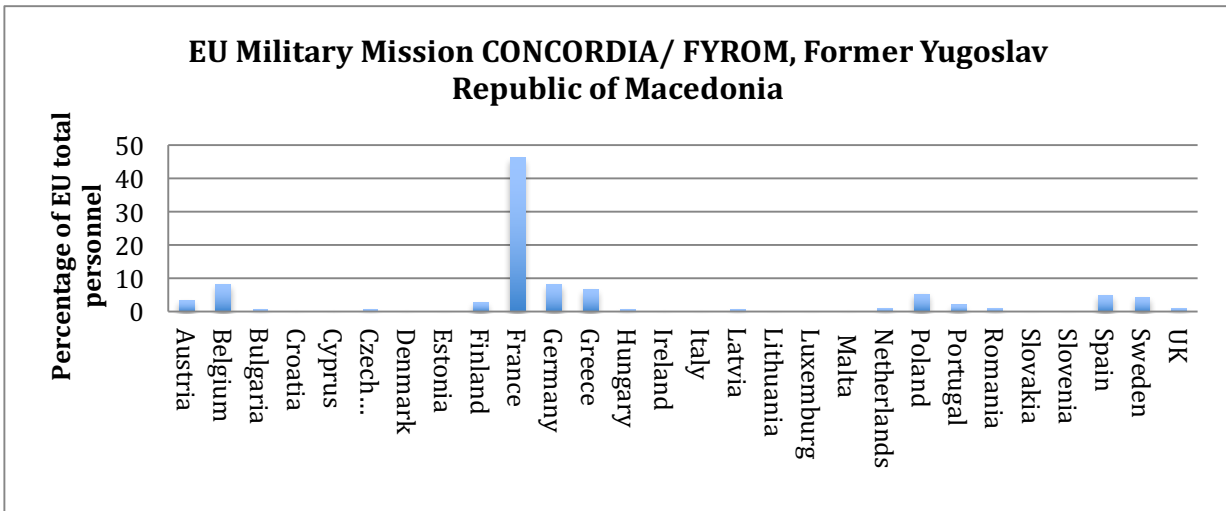


Figure 4.64 Personnel percentages for each member state of total EU personnel: CONCORDIA/FYROM

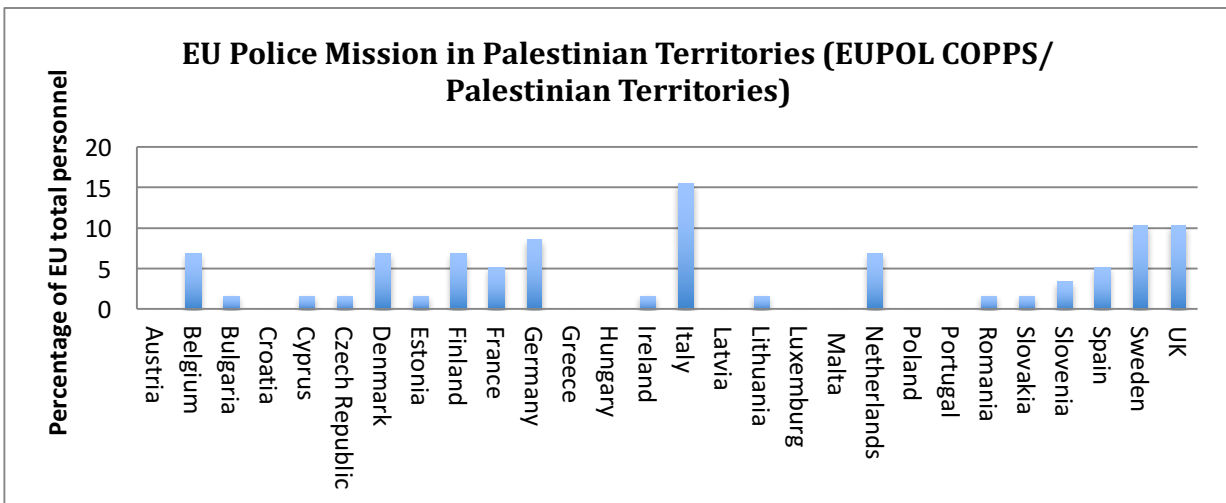


Figure 4.65 Personnel percentages for each member state of total EU personnel: EUPOL COPPS/Palestinian Territories

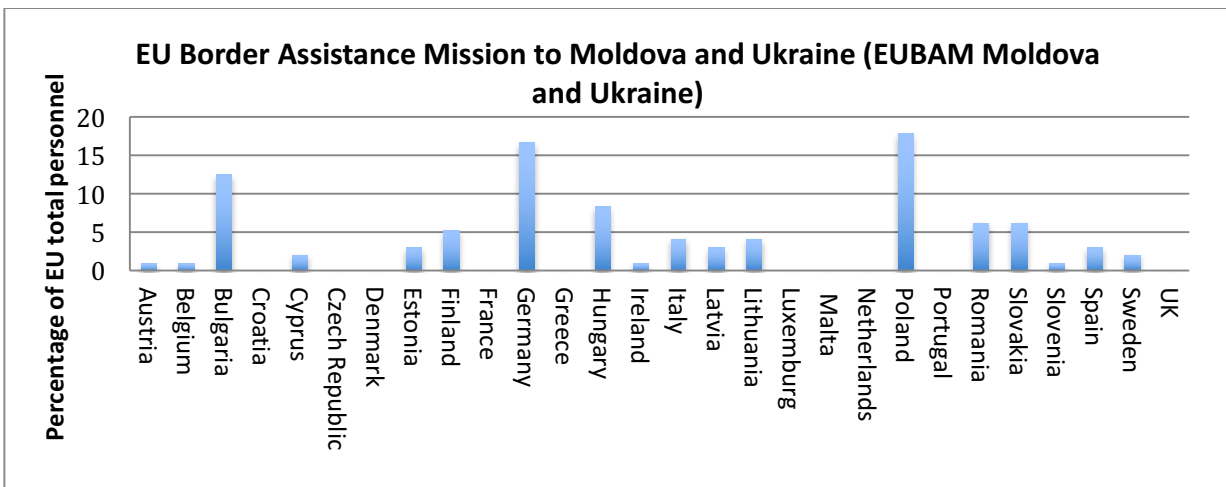


Figure 4.66 Personnel percentages for each member state of total EU personnel: EUBAM Moldova Ukraine

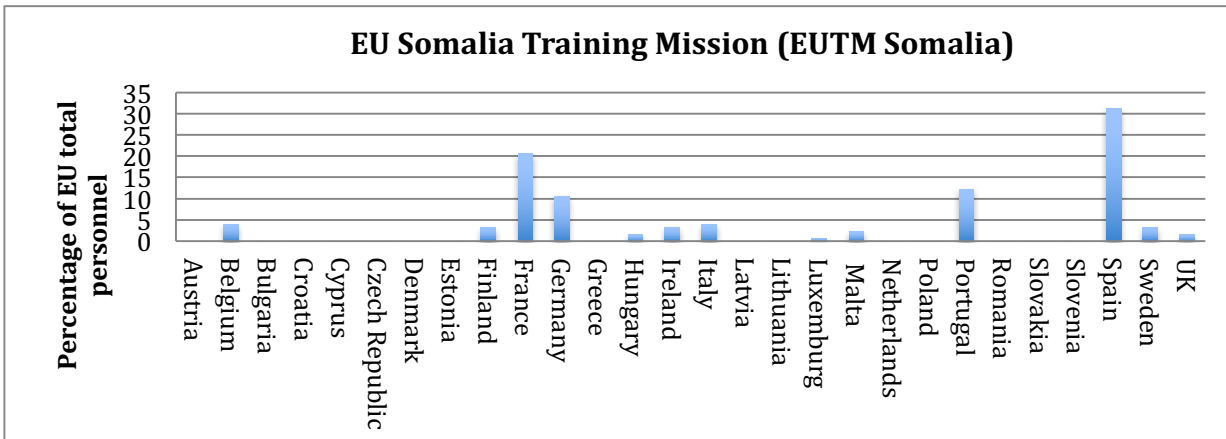


Figure 4.67 Personnel percentages for each member state of total EU personnel: EUTM Somalia

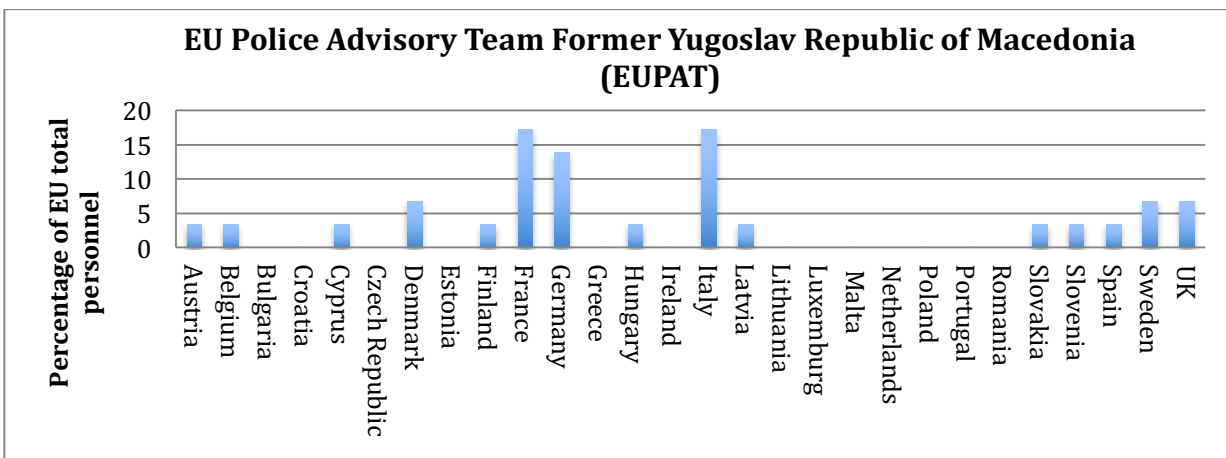


Figure 4.68 Personnel percentages for each member state of total EU personnel: EUPAT FYROM

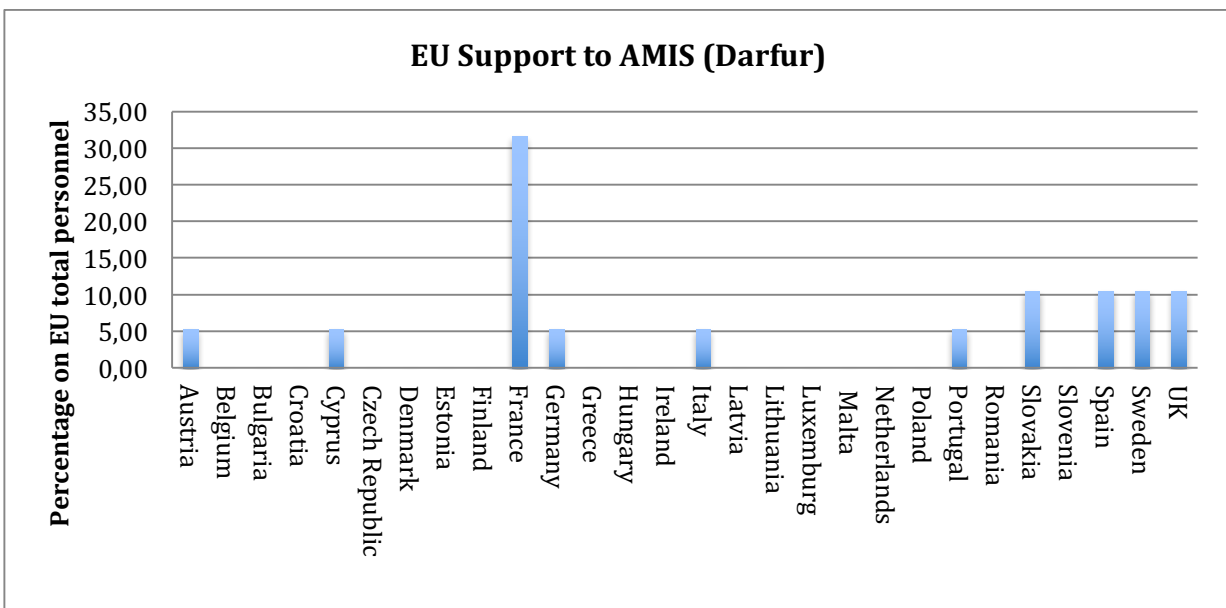


Figure 4.69 Personnel percentages for each member state of total EU personnel: AMIS Darfur

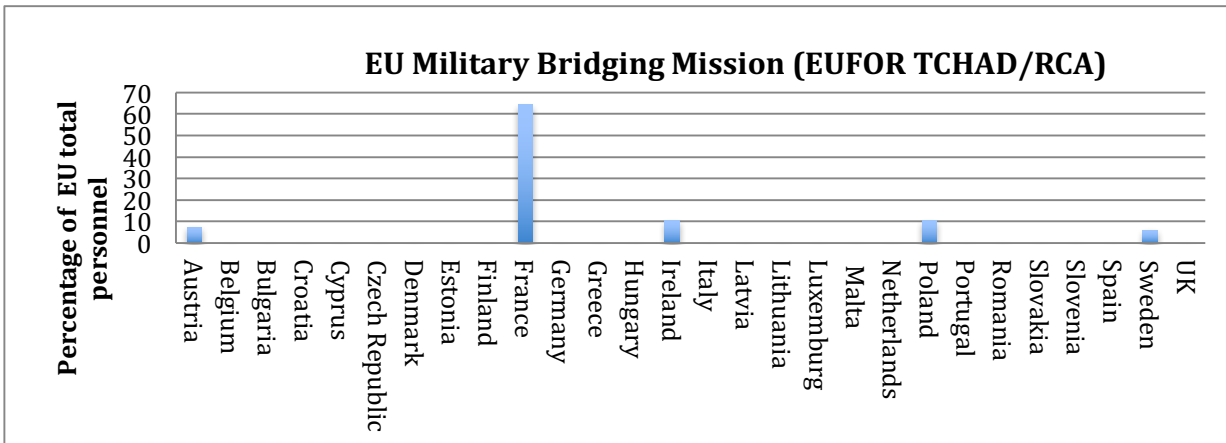


Figure 4.70 Personnel percentages for each member state of total EU personnel: EUFOR TCHAD/RCA

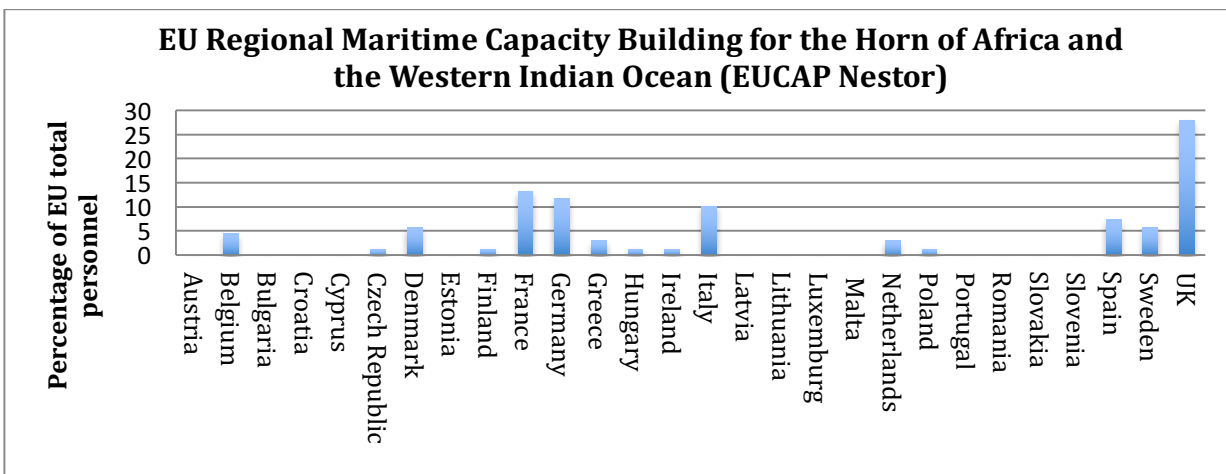


Figure 4.71 Personnel percentages for each member state of total EU personnel: EUCAP Nestor

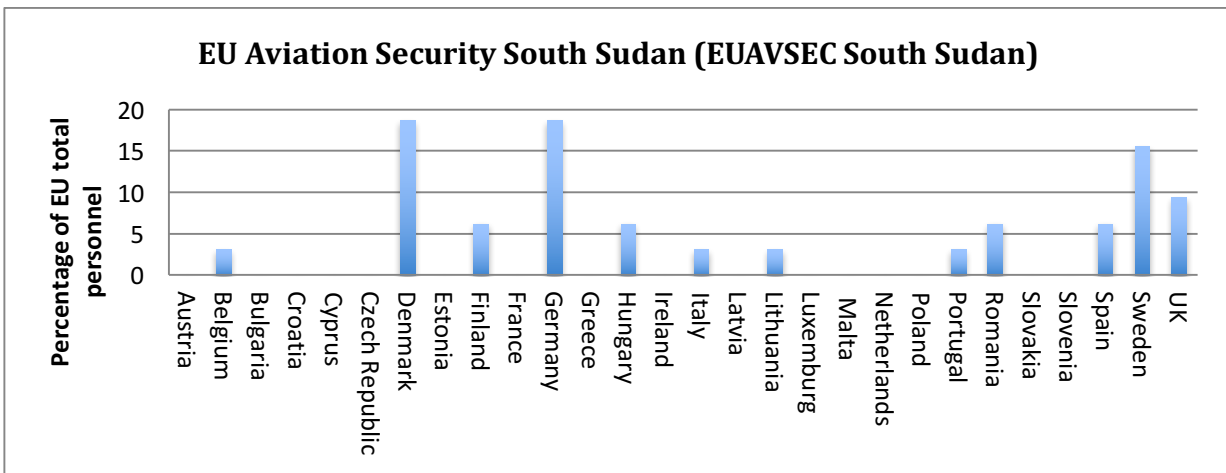


Figure 4.72 Personnel percentages for each member state of total EU personnel: EUAVSEC South Sudan

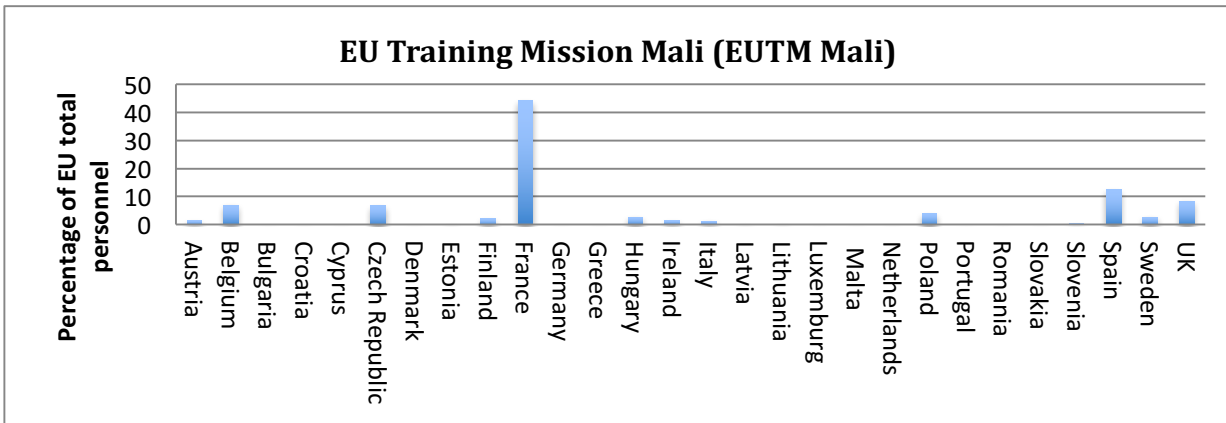


Figure 4.73 Personnel percentages for each member state of total EU personnel: EUTM Mali

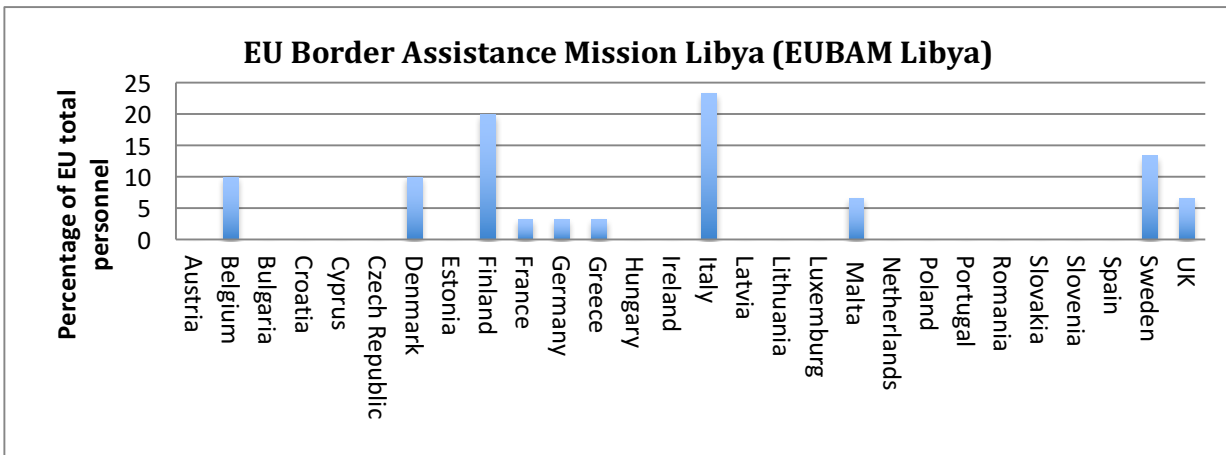


Figure 4.74 Personnel percentages for each member state of total EU personnel: EUBAM Libya



Figure 4.75 Personnel percentages for each member state of total EU personnel: EUAM Ukraine

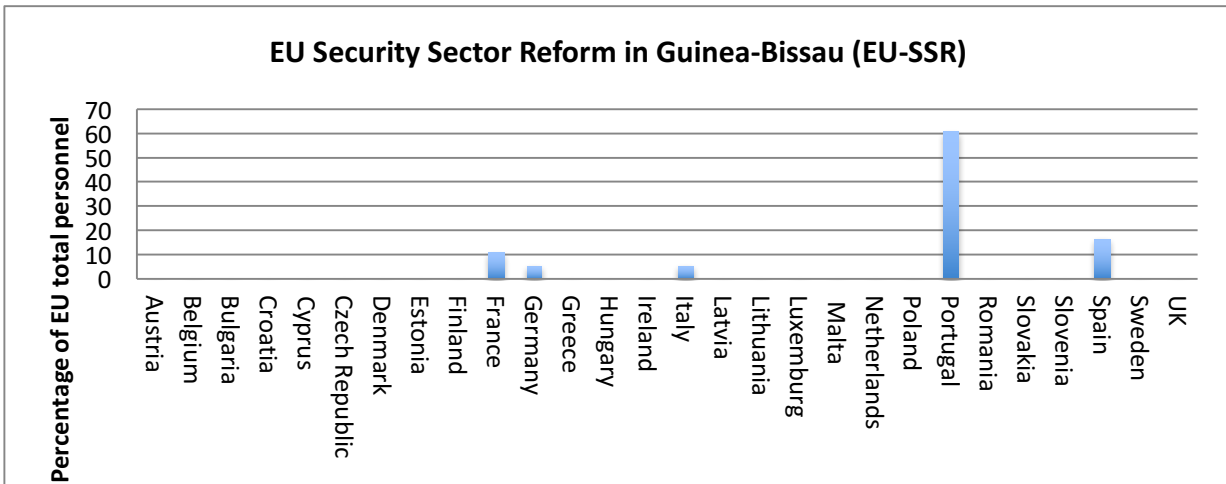


Figure 4.76 Personnel percentages for each member state of total EU personnel: EU-SSR Guinea Bissau

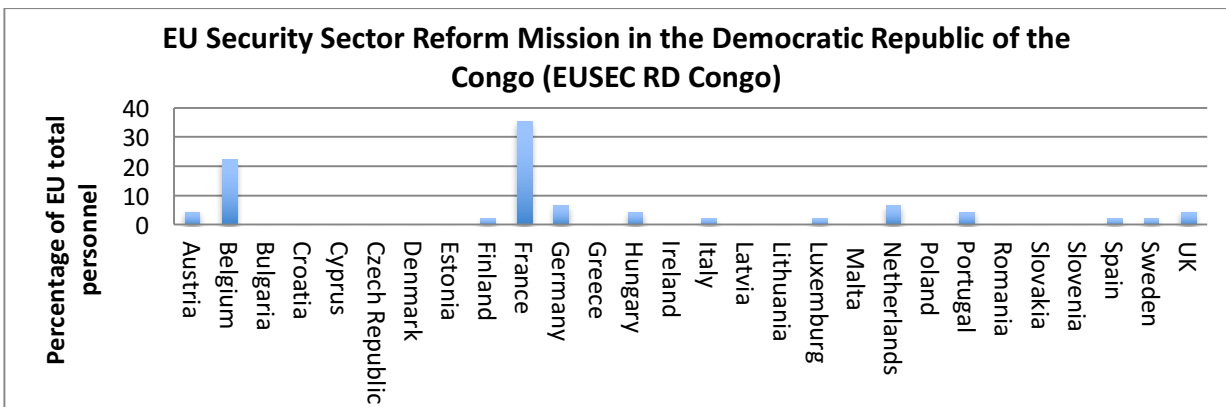


Figure 4.77 Personnel percentages for each member state of total EU personnel: EUSEC RD Congo

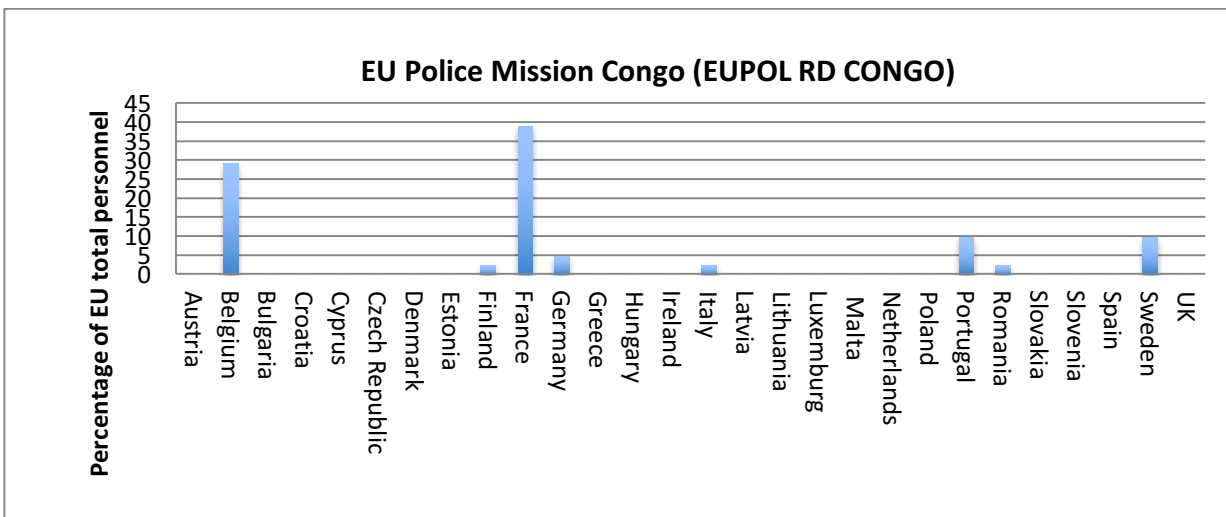


Figure 4.78 Personnel percentages for each member state of total EU personnel: EUPOL RD Congo

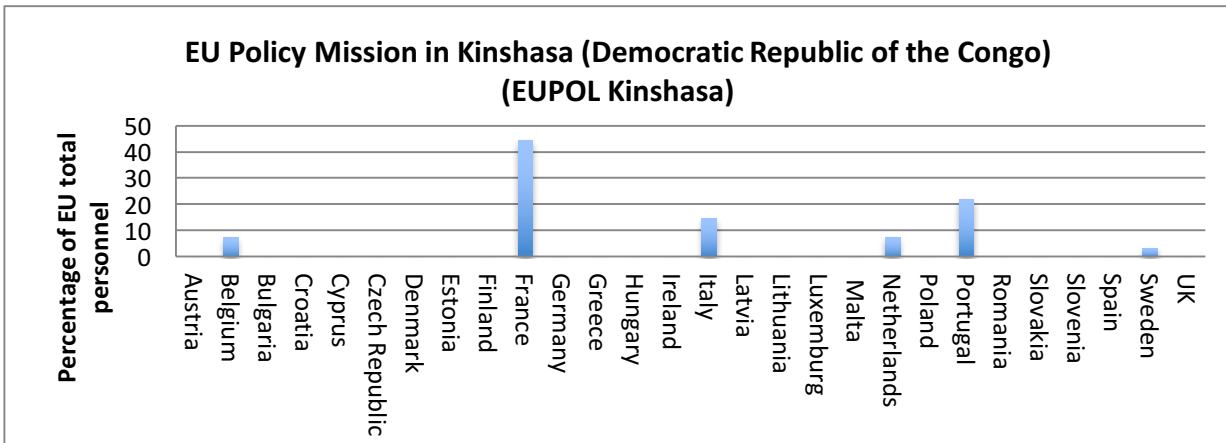


Figure 4.79 Personnel percentages for each member state of total EU personnel: EUPOL Kinshasa Congo

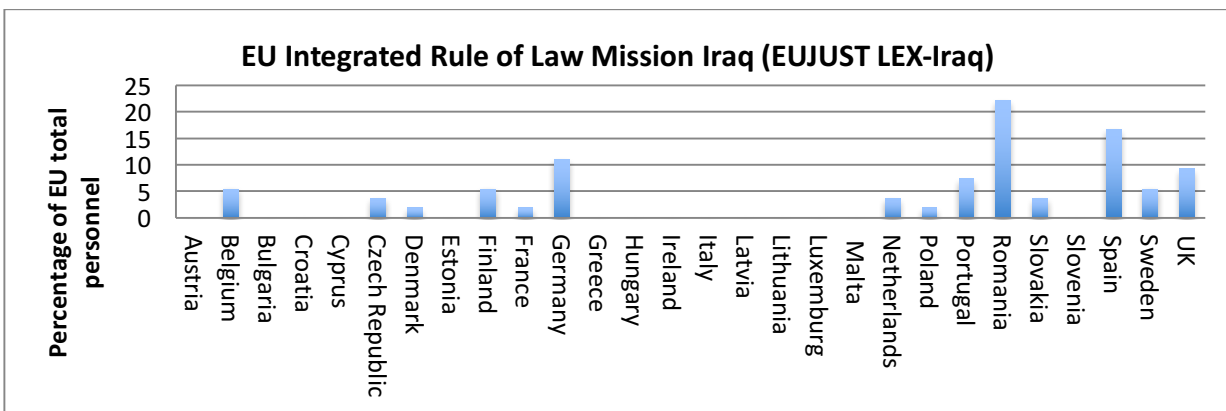


Figure 4.80 Personnel percentages for each member state of total EU personnel: EUJUST LEX-Iraq

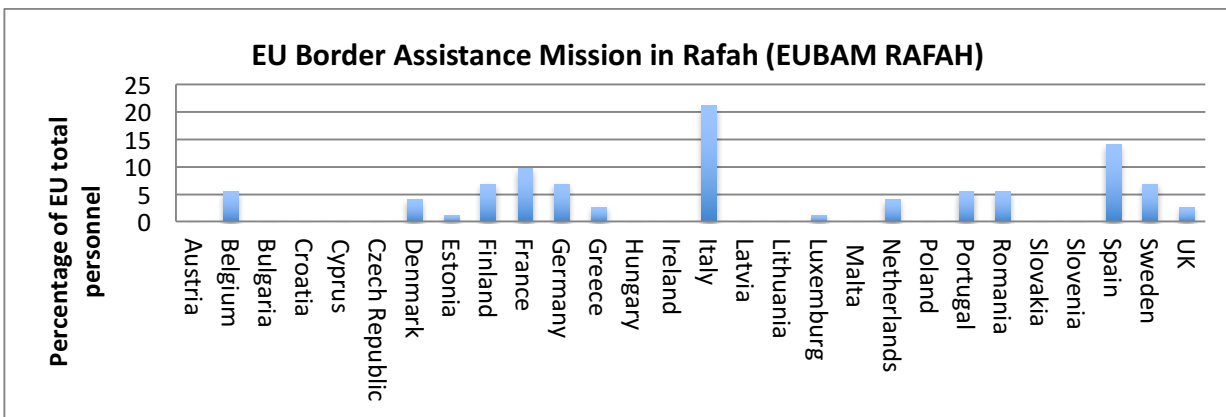


Figure 4.81 Personnel percentages for each member state of total EU personnel: EUBAM RAFAH

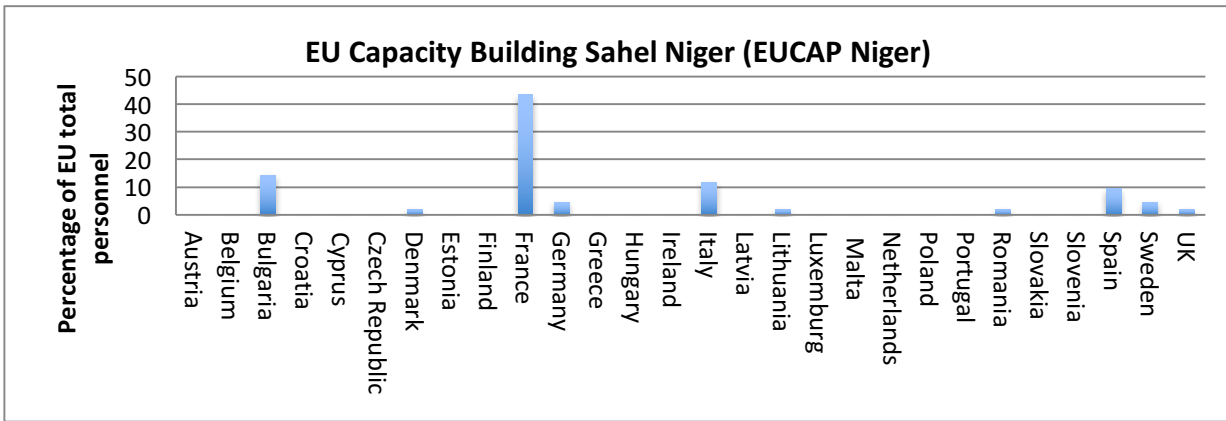


Figure 4.82 Personnel percentages for each member state of total EU personnel: EUCAP Niger

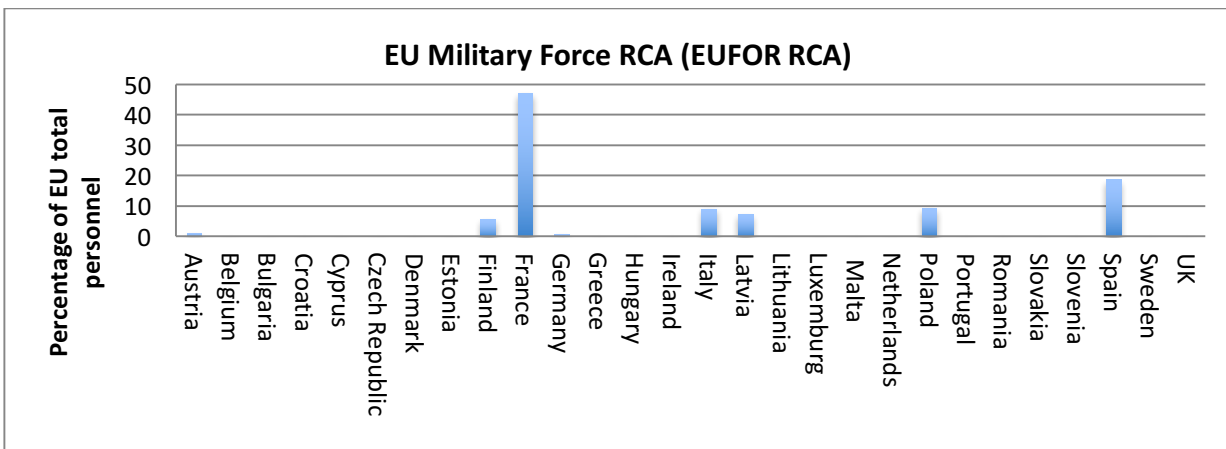


Figure 4.83 Personnel percentages for each member state of total EU personnel: EUFOR RCA

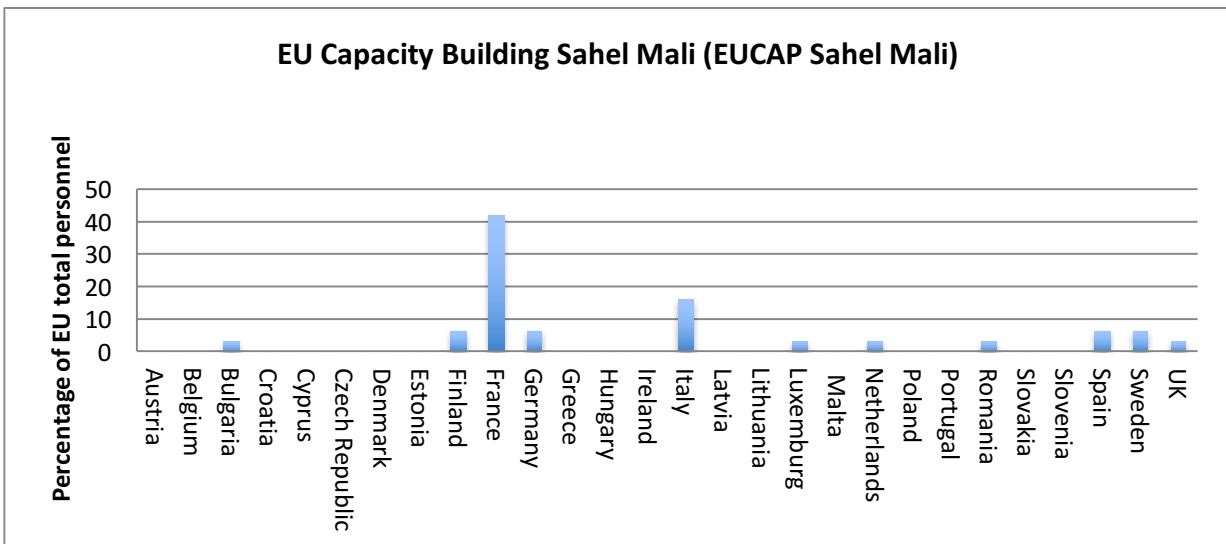


Figure 4.84 Personnel percentages for each member state of total EU personnel: EUCAP Sahel Mali

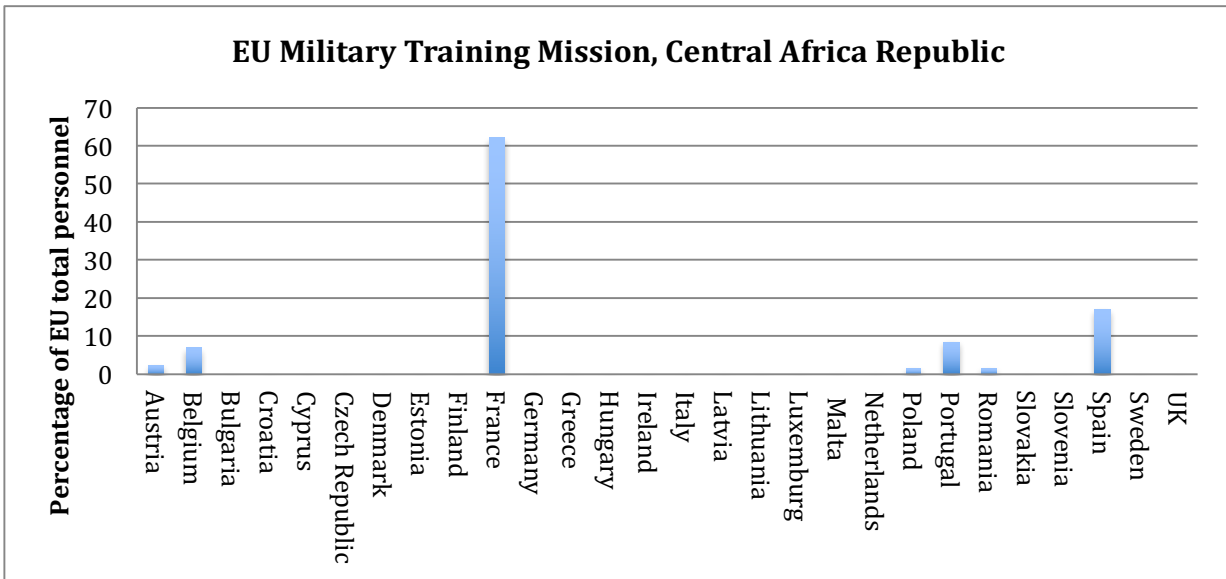


Figure 4.85 Personnel percentages for each member state of total EU personnel: EU Military Training Mission, Central Africa Republic

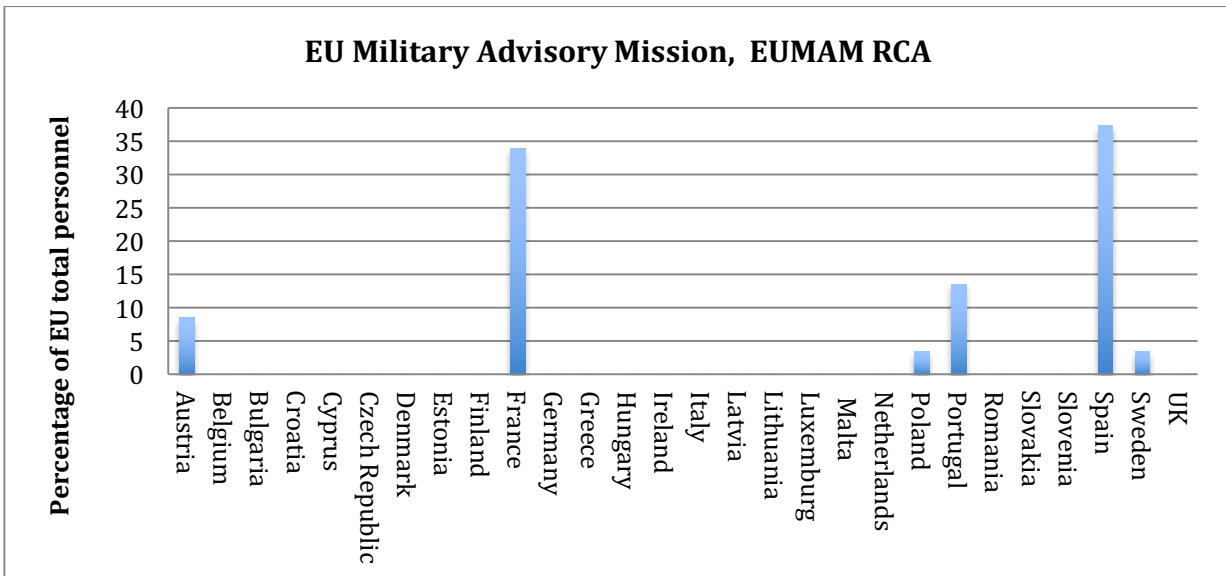


Figure 4.86 Personnel percentages for each member state of total EU personnel: EU Military Advisory Mission, EUMAM RCA

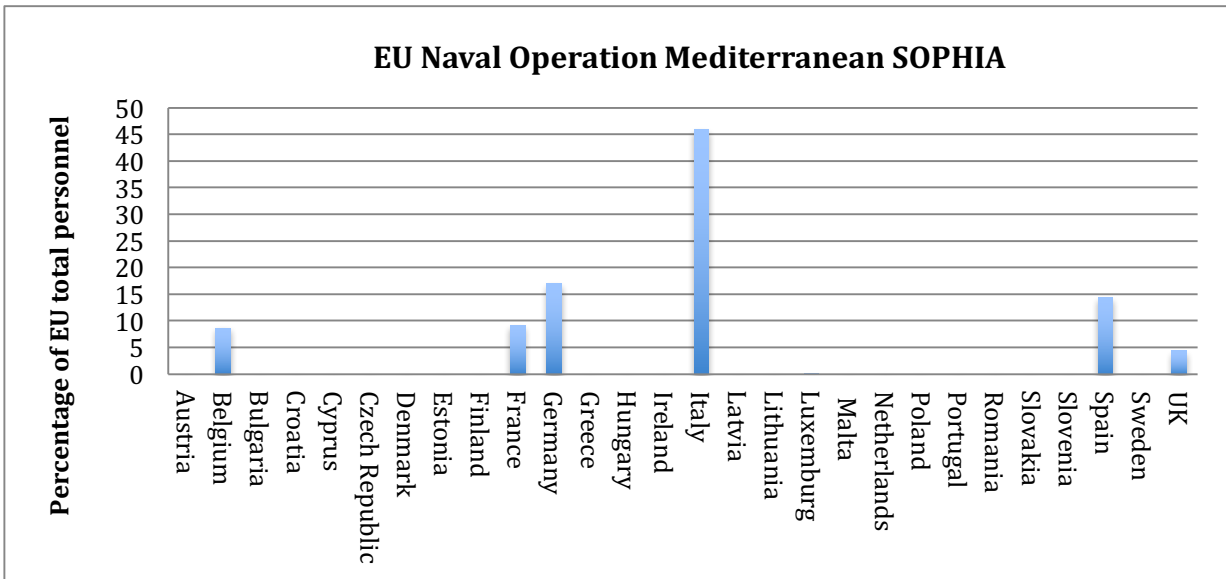


Figure 4.87 Personnel percentages for each member state of total EU personnel: EU Naval Operation Mediterranean Sophia

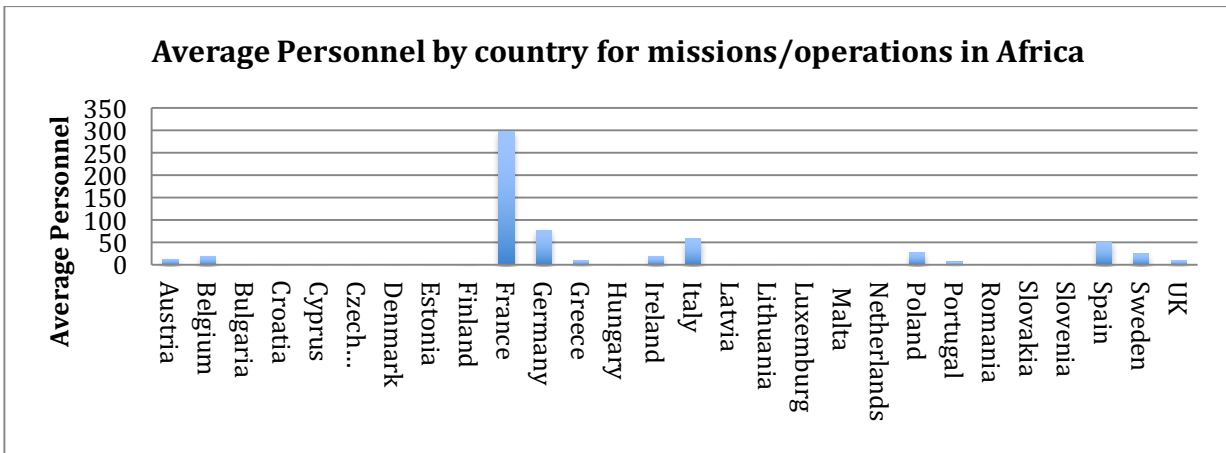


Figure 4.88 Average personnel by country for missions and operations in Africa

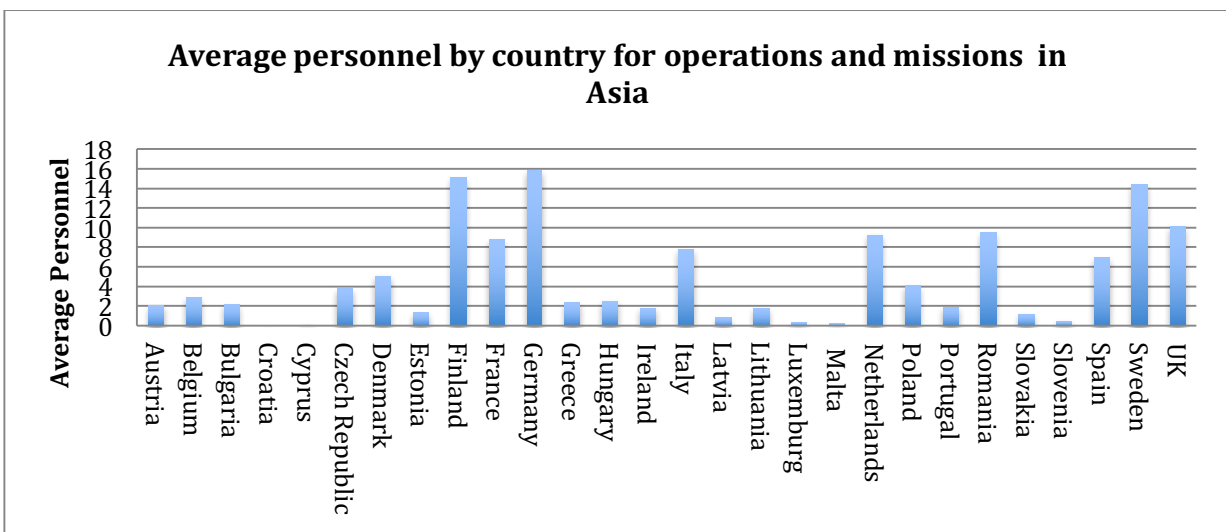


Figure 4.89 Average personnel by country for missions/operations in Asia

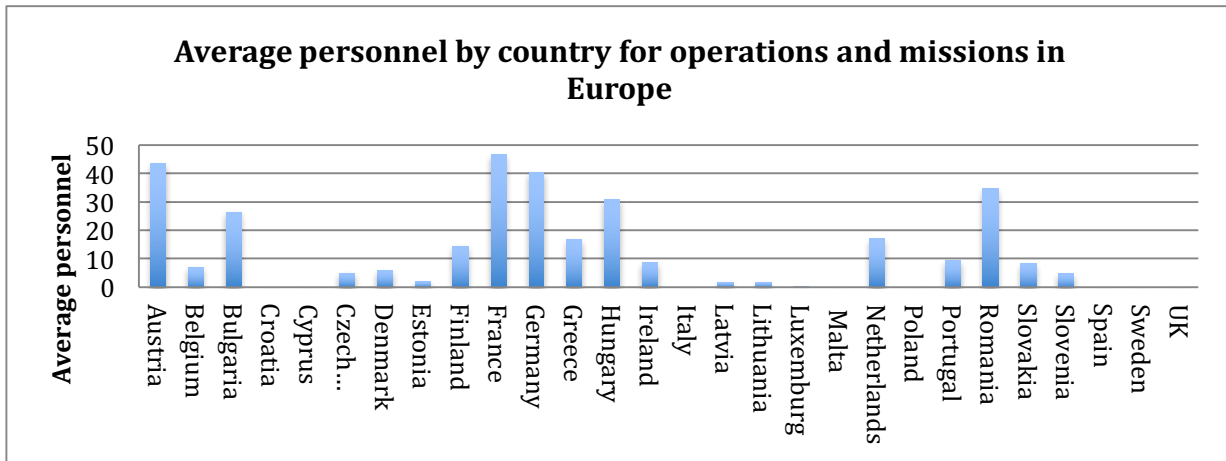


Figure 4.90 Average personnel by country for missions/operations in Europe

Table 4.1 Percentage of personnel by country in each region

	Africa %	Asia %	Europe %
Austria	43.63	2.33	54.04
Belgium	82.00	4.61	12.72
Bulgaria	3.36	6.72	89.92
Croatia	0.00	0.00	0.00
Cyprus	30.77	7.69	61.54
Czech Republic	34.91	25.47	39.62
Denmark	14.14	36.36	49.49
Estonia	6.45	32.26	61.29
Finland	23.81	36.05	40.14
France	93.18	0.97	5.85
Germany	78.37	5.52	16.11
Greece	56.94	4.82	38.24
Hungary	8.62	6.21	85.17
Ireland	81.50	2.86	15.64
Italy	70.93	3.40	25.68
Latvia	64.62	9.23	26.15
Lithuania	14.29	37.14	48.57
Luxemburg	52.94	17.65	29.41
Malta	54.55	18.18	27.27
Netherlands	23.22	24.34	52.43
Poland	58.57	3.09	38.34
Portugal	55.61	6.83	37.56
Romania	2.52	18.77	78.71
Slovakia	2.47	11.11	86.42
Slovenia	11.76	7.84	80.39
Spain	91.80	4.53	3.89
Sweden	69.27	13.85	16.87
UK	52.43	18.16	29.41

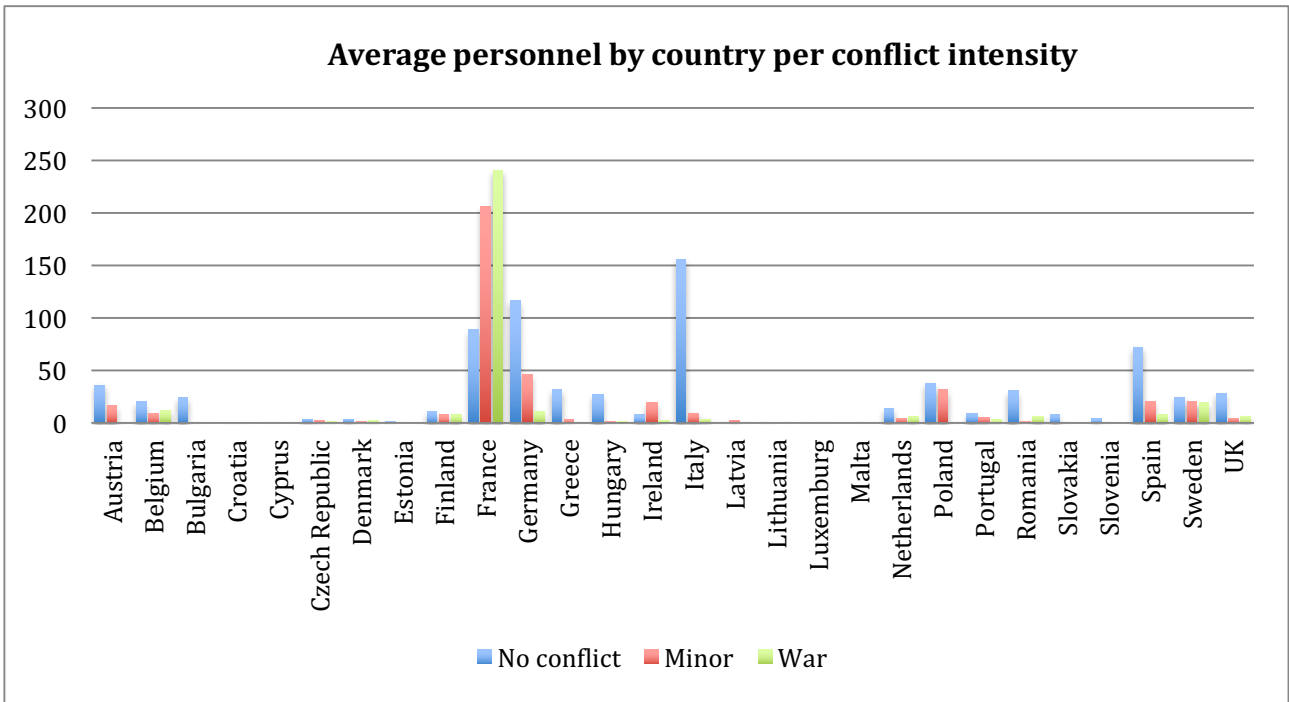


Figure 4.91 Average personnel by country per conflict intensity

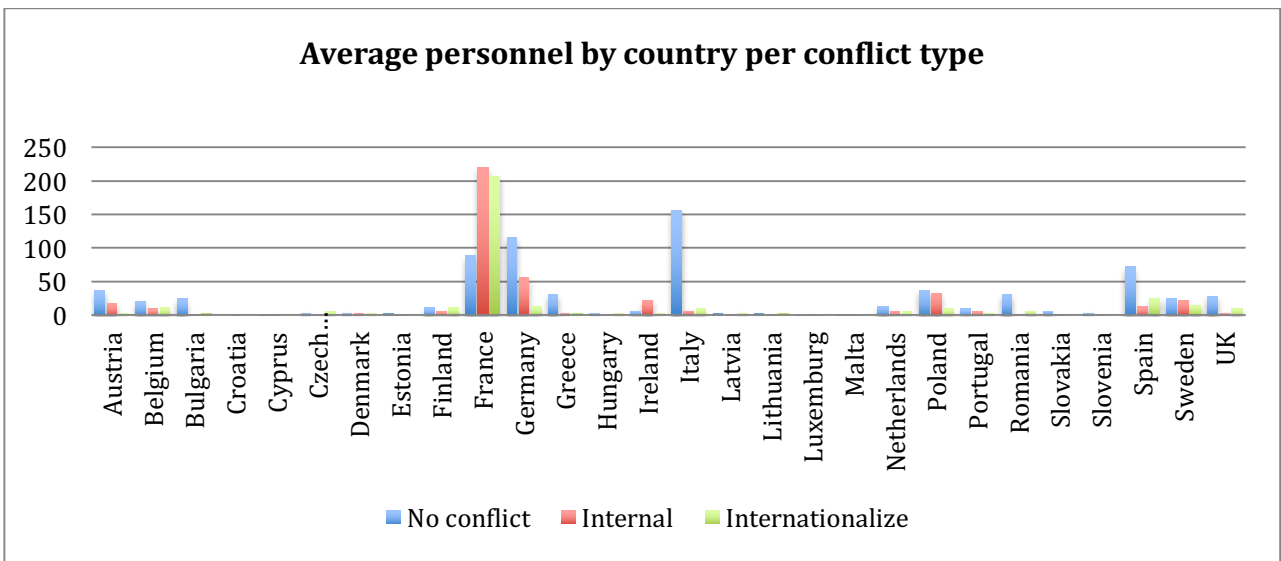


Figure 4.92 Average personnel by country per conflict type

References

Besenyő, János (2015) The European Union's First Support Operation on the African Continent: Darfur. *AARMS* 14(4): 349-361.

Gebrewold-Tochalo, Belachew (2009) *Anatomy of violence: Understanding the systems of conflict and violence in Africa*. Ashgate Publishing, Ltd.

Gleditsch, Nils Petter, Peter Wallensteen, Mikael Eriksson, Margareta Sollenberg and Håvard Strand (2002) Armed Conflict 1946–2001: A New Dataset. *Journal of Peace Research* 39(5): 615–637.

Grevi, Giovanni, Damien Helly and Daniel Keohane (2009) *European security and defence policy. The first 10: 1999-2009*. The European Union Institute for Security Studies . Paris https://www.iss.europa.eu/sites/default/files/EUISSFiles/ESDP_10-web_0.pdf

Grevi, Giovanni; Damien Lynch, and Antonio Missiroli, (2005) *ESDP Operations*. Paris: European Union Institute for Security Studies. <http://www.iss.europa.eu/>

Howorth, Jolyon (2014) *Security and Defence Policy in the European Union* (2nd Edition). London: Palgrave Macmillan.

Koutrakos, Panos (2013) *The EU Common Security and Defence Policy*. Oxford: Oxford University Press.

Pohl, Benjamin (2014) *EU Foreign Policy and Crisis Management Operations: Power, Purpose and Domestic Politics*. Abingdon and New York: Routledge.

Pettersson, Therése and Peter Wallensteen, (2015) Armed Conflict, 1946-2014. *Journal of Peace Research* 52(4): 536-550.

Smith, Michael (2017) *Europe's Common Security and Defence Policy: Capacity-Building, Experiential Learning, and Institutional Change*. Cambridge: Cambridge University Press. doi:10.1017/9781316779545

Themnér, Lotta (2015) *UCDP/PRIO Armed Conflict Dataset Codebook, Version 4-2015*, Uppsala Conflict Data Program (UCDP), Centre for the Study of Civil Wars International Peace Research Institute, Oslo (PRIO).

