

RECOVERY OF A SMOOTH METRIC VIA WAVE FIELD AND
COORDINATE TRANSFORMATION RECONSTRUCTION*MAARTEN V. DE HOOP[†], PAUL KEPLEY[‡], AND LAURI OKSANEN[§]

Abstract. In this paper, we study the inverse boundary value problem for the wave equation with a view towards an explicit reconstruction procedure. We consider both the anisotropic problem where the unknown is a general Riemannian metric smoothly varying in a domain and the isotropic problem where the metric is conformal to the Euclidean metric. Our objective in both cases is to construct the metric, using either the Neumann-to-Dirichlet (N-to-D) map or Dirichlet-to-Neumann (D-to-N) map as the data. In the anisotropic case we construct the metric in the boundary normal (or semigeodesic) coordinates via reconstruction of the wave field in the interior of the domain. In the isotropic case we can go further and construct the wave speed in the Euclidean coordinates via reconstruction of the coordinate transformation from the boundary normal coordinates to the Euclidean coordinates. Both cases utilize a variant of the Boundary Control method, and work by probing the interior using special boundary sources. We provide a computational experiment to demonstrate our procedure in the isotropic case with N-to-D data.

Key words. inverse problem, wave equation, boundary control, Riemannian metric

AMS subject classifications. 35R30, 35L05

DOI. 10.1137/17M1151481

1. Introduction. We study the inverse boundary value problem for the wave equation from a reconstruction point of view through the design of an algorithm. Specifically, let $M \subset \mathbb{R}^n$ be a compact connected domain with smooth boundary ∂M , and let $c(x)$ be an unknown smooth strictly positive function on M . Let $u = u^f$ denote the solution to the wave equation on M , with Neumann source f ,

$$(1) \quad \begin{aligned} \partial_t^2 u - c^2(x)\Delta u &= 0 && \text{in } (0, \infty) \times M, \\ \partial_{\vec{n}} u|_{x \in \partial M} &= f, \\ u|_{t=0} = \partial_t u|_{t=0} &= 0. \end{aligned}$$

Here \vec{n} is the inward pointing (Euclidean) unit normal vector on ∂M . Let $T > 0$ and let $\mathcal{R} \subset \partial M$ be open. We suppose that the restriction of the Neumann-to-Dirichlet (N-to-D) map on $(0, 2T) \times \mathcal{R}$ is known and denote this map by $\Lambda_{\mathcal{R}}^{2T}$. It is defined by

$$\Lambda_{\mathcal{R}}^{2T} : f \mapsto u^f|_{(0, 2T) \times \mathcal{R}}, \quad f \in C_0^\infty((0, 2T) \times \mathcal{R}).$$

The goal of the inverse boundary value problem is to use the data $\Lambda_{\mathcal{R}}^{2T}$ to determine the wave speed c in a subset $\Omega \subset M$ modeling the region of interest.

*Received by the editors October 16, 2017; accepted for publication (in revised form) April 23, 2018; published electronically July 10, 2018.

<http://www.siam.org/journals/siap/78-4/M115148.html>

Funding: The first author's work was supported by the Simons Foundation under the MATH + X program, the National Science Foundation under grant DMS-1559587, and the corporate members of the Geo-Mathematical Imaging Group at Rice University. The second author's work was supported in part by the Geo-Mathematical Imaging Group at Rice University. The third author's work was supported by EPSRC grants EP/L026473/1 and EP/P01593X/1.

[†]Simons Chair in Computational and Applied Mathematics and Earth Science, Rice University, Houston, TX 77005 (mdehoop@rice.edu).

[‡]Department of Mathematics, Purdue University, West Lafayette, IN 47907 (pkepley@purdue.edu).

[§]Department of Mathematics, University College London, London WC1E 6BT, UK (l.oksanen@ucl.ac.uk).

Our approach to solving this inverse boundary value problem is based on the Boundary Control (BC) method that originates from [7]. There exists a large number of variants of the BC method in the theoretical literature; see, e.g., the review [11], the monograph [24], and the recent theoretical uniqueness [21, 30] and stability results [15]. We face an even wider array of possibilities when designing algorithms. Previous computational studies of the method include [6, 37] and the recent work [12, 22].

Motivated by applications to seismic imaging, we are particularly interested in the problem with partial data, that is, the case $\mathcal{R} \neq \partial M$. All known variants of the BC method that work with partial data require solving ill-posed control problems, and this appears to form the bottleneck of the resolution of the method. In this paper we consider this issue from two perspectives: we show that the steps of the method, apart from solving the control problems, are stable; and we present an algorithm with a regularization for the control problems.

In addition to the above isotropic problem with the scalar speed of sound c , we consider an anisotropic problem and a variation where the data is given by the Dirichlet-to-Neumann (D-to-N) map rather than the Neumann-to-Dirichlet (N-to-D) map; see the definitions (2) and (3) below. We propose an approach to reducing the anisotropic inverse boundary value problem to a problem with data in the interior of M . Analogously to elliptic inverse problems with internal data [1], this hyperbolic internal data problem may be of independent interest, and we show a Lipschitz stability result for the problem under a geometric assumption. We show the correctness of our method without additional geometric assumptions (Proposition 8), but for the stability of the internal data problem in the anisotropic case we require an additional convexity condition to be satisfied (Theorem 12).

Our method in the isotropic case combines two techniques that have been successfully used in the previous literature. To solve the ill-posed control problems, we use the regularized optimization approach that originates from [13]. This is combined with the use of the eikonal equation as in the previous computational studies [6, 12]. One difference between [6, 12] and the present work is that in [6, 12] the ill-posed control problems, and the subsequent reconstruction of internal information (see section 3 below), are carried out using the so-called wave bases rather than regularized optimization. Another distinction is that we do not rely upon the amplitude formula from geometric optics to extract internal information. Instead, we obtain localized averages of waves and harmonic functions in the interior by solving two ill-posed control problems, and by considering the difference of the two solutions; see (8) and (11)–(12) below. As discussed on p. 21 of [12], the amplitude formula needs to be regularized when implemented computationally. On the other hand, our approach avoids this additional regularization: only the ill-posed control problems need to be regularized.

Our motivation to study the BC method comes from potential applications in seismic imaging. The prospect is that the method could provide a good initial guess for the local optimization methods currently in use in seismic imaging. These methods suffer from the fact that they may converge to a local minimum of the cost function and thus fail to give the true solution to the inverse problem [39]. On the other hand, the BC method is theoretically guaranteed to converge to the true solution; however, in practice, we need to give up resolution in order to stabilize the method. The numerical examples in this paper show that, when regularized suitably, the method can stably reconstruct smooth variations in the wave speed.

We reconstruct the wave speed only in a region near the measurement surface \mathcal{R} , since at least in theory it is possible to iterate this procedure in a layer stripping fashion. The layer stripping alternates between the local reconstruction step as discussed

in this paper and the so-called redatuming step that propagates the measurement data through the region where the wave speed is already known. We have developed an algorithm for the redatuming step in [19].

We will not attempt to give an overview of algorithms for coefficient determination problems for the wave equation that are not based on the BC method. However, we mention the interesting recent computational work [3] that is based on the so-called Bukhgeim–Klibanov method [16]. We note that the Bukhgeim–Klibanov method uses different data from the BC method, requiring only a single instance of boundary values, but that it also requires that the initial data are nonvanishing. We mention also another reconstruction method that uses a single measurement [4, 5]. This method is based on a reduction to a nonlinear integro-differential equation, and there are several papers on how to solve this equation (or an approximate version of it); see [28, 27] for recent results including computational implementations.

2. Notation and techniques from the Boundary Control method. The Boundary Control (BC) method is based on the geometrical aspects of wave propagation. These are best described using the language of Riemannian geometry, and in that spirit we define the isotropic Riemannian metric $g = c(x)^{-2}dx^2$ associated to the wave speed $c(x)$ on M . Put differently, in the Cartesian coordinates of M , the metric tensor g is represented by $c(x)^{-2}$ times the identity matrix. Now the distance function of the Riemannian manifold (M, g) encodes the travel times of waves between points in M , and singular wave fronts propagate along the geodesics of (M, g) .

We will also discuss the case of an anisotropic wave speed and the D-to-N map. This means that g is allowed to be an arbitrary smooth Riemannian metric on M , and we consider the wave equation

$$(2) \quad \begin{aligned} \partial_t^2 u - \Delta_g u &= 0 && \text{in } (0, \infty) \times M, \\ u|_{x \in \partial M} &= f, \\ u|_{t=0} = \partial_t u|_{t=0} &= 0 \end{aligned}$$

together with the map

$$(3) \quad \Lambda_{\mathcal{R}}^{2T} : f \mapsto -\partial_\nu u^f|_{(0, 2T) \times \mathcal{R}}, \quad f \in C_0^\infty((0, 2T) \times \mathcal{R}).$$

Here Δ_g is the Laplace–Beltrami operator on the Riemannian manifold (M, g) , and ν is the inward pointing unit normal vector to ∂M with respect to the metric g . All the techniques in this section are the same for both the isotropic and anisotropic cases and for both the choices of data N-to-D and D-to-N. The negative sign is chosen in (3) to unify the below formula (6) between the two choices of data. We leave it to the reader to adapt the formulations for the isotropic case with D-to-N and the anisotropic case with N-to-D.

The BC method is based upon approximately solving control problems of the form

$$(4) \quad \text{find } f \text{ for which } u^f(T, \cdot) = \phi$$

where the target function $\phi \in L^2(M)$ belongs to an appropriate class of functions so that the problem can be solved without knowing the wave speed. One could call this problem a *blind control problem*. Solving such blind control problems is a common feature of all variants of the BC method and goes back to [7]. The specific blind control problems that are solved in our algorithm are given in Lemma 2 below.

Several formulations of the BC method solve the blind control problems by applying a Gram–Schmidt orthogonalization procedure to the data. As discussed, e.g.,

in the context of the recent computational implementation using this approach (see p. 21 of [12]), this procedure is ill-conditioned and the conditioning gets worse as the number of basis functions is increased. This ill-posedness of the orthogonalization is mitigated in [12] by using Tikhonov regularization.

In the present work we take another approach to regularization of the BC method; namely, we formulate the blind control problems (4) as quadratic optimization problems and regularize these problems directly. Solving boundary control problems via a regularized optimization approach was first proposed in [13], but to the best of our knowledge, the formulation given in [13] has not been implemented computationally. An issue with the formulation [13] is that there is no explicit way to choose the target function ϕ . Thus, in [34] a variation of the regularized optimization approach was introduced, where the target functions ϕ were restricted to the set of characteristic functions of domains of influence. This technique uses global boundary data (i.e., $\mathcal{R} = \partial M$) to construct boundary distance functions. In [18] we introduced a modification of [34] that allowed us to localize the problem and work with partial boundary data (i.e., $\mathcal{R} \neq \partial M$). There we also studied the method computationally up to the reconstruction of boundary distance functions.

It is well known [29] that the boundary distance functions can be used to determine the geometry (i.e., to determine the metric g up to boundary fixing isometries). While several methods to recover the geometry from the boundary distance functions have been proposed [17, 24, 25, 38], these have not been implemented computationally to the best of our knowledge. It appears to us that, at least in the isotropic case, it is better to recover the wave speed directly without first recovering the boundary distance functions, and, in fact, doing so will take us closer to the original formulation of the BC method in [7].

The present paper describes an approach to the BC method that combines what we view as the best techniques appearing in the literature. Contrary to [6, 12], we capture the instability of the method in quadratic optimization problems. Solving these problems, we recover internal information, rather than boundary distance functions as in [18], and then the remaining inversion is stable. In the anisotropic case, the internal information is the operator that gives wave fields solving (2) in semigeodesic coordinates. In the next two sections, we will describe techniques that allow us to carry out this approach in both the isotropic and anisotropic cases. These will be based on the control problem setup from [18] and we will review the setup in this section.

2.1. Semigeodesic coordinates and wave caps. We consider an open subset $\Gamma \subset \partial M$ satisfying

$$\{x \in \partial M : d(x, \Gamma) \leq T\} \subset \mathcal{R},$$

where d denotes the Riemannian distance associated with g . We may replace T by a smaller time to guarantee that there exists a nonempty Γ satisfying this. In what follows we will only use the following further restriction of the N-to-D or D-to-N map:

$$\Lambda_{\Gamma, \mathcal{R}}^{2T} f = \Lambda_{\mathcal{R}}^{2T} f|_{(0, 2T) \times \mathcal{R}}, \quad f \in C_0^\infty((0, 2T) \times \Gamma).$$

We now recall the definition of semigeodesic coordinates associated to Γ . For $y \in \Gamma$, we define $\sigma_\Gamma(y)$ to be the maximal arc length for which the normal geodesic beginning at y minimizes the distance to Γ . That is, letting $\gamma(s; y, v)$ denote the point at arc length s along the geodesic beginning at y with initial velocity v , and ν the

inward pointing unit normal field on Γ , we define

$$\sigma_\Gamma(y) := \max\{s \in (0, \tau_M(y, \nu)] : d(\gamma(s; y, \nu), \Gamma) = s\}.$$

Note that $\sigma_\Gamma(y) > 0$ for $y \in \bar{\Gamma}$ (see, e.g., [24, p. 50]). Defining

$$(5) \quad x(y, s) := \gamma(s; y, \nu) \quad \text{for } y \in \Gamma \text{ and } 0 \leq s < \sigma_\Gamma(y),$$

the mapping

$$\Phi_g : \{(y, s) : y \in \Gamma \text{ and } s \in [0, \sigma_\Gamma(y))\} \rightarrow M$$

given by $\Phi_g(y, s) := x(y, s)$ is a diffeomorphism onto its image in (M, g) , and we refer to the pair (y, s) as the semigeodesic coordinates of the point $x(y, s)$. We note that the semigeodesic “coordinates” that we have defined here are not strictly coordinates in the usual sense of the term, since they associate points in M with points in $\mathbb{R} \times \Gamma$ instead of points in \mathbb{R}^n . To obtain coordinates in the usual sense, one must specify local coordinate charts on Γ . Denoting the local coordinates on Γ associated with these charts by (y^1, \dots, y^{n-1}) , one can then define local semigeodesic coordinates by (y^1, \dots, y^{n-1}, s) . We will continue to make this distinction, using the term “local” only when we need coordinates in the usual sense.

In both the scalar and anisotropic cases, our approach to recovering interior information relies on constructing localized averages of functions inside of M . One of the main components used to calculate these averages is a family of sources that solve blind control problems with target functions of the form $\phi = 1_B$, where B is a set known as a *wave cap*. The use of wave caps in the context of the BC method originates from [8]. The construction of these sources will be discussed below in Lemma 2, but first we recall how wave caps are defined.

DEFINITION 1. Let $y \in \Gamma$, $s, h > 0$ with $s+h < \sigma_\Gamma(y)$. The wave cap, $\text{cap}_\Gamma(y, s, h)$, is defined as

$$\text{cap}_\Gamma(y, s, h) := \{x \in M : d(x, y) \leq s + h \text{ and } d(x, \Gamma) \geq s\}.$$

See Figure 1 for an illustration.

We note that, for all $h > 0$, the point $x(y, s)$ belongs to the set $\text{cap}_\Gamma(y, s, h)$ and $\text{diam}(\text{cap}_\Gamma(y, s, h)) \rightarrow 0$ as $h \rightarrow 0$ (see, e.g., [18]). So, when h is small and ϕ is smooth, averaging ϕ over $\text{cap}_\Gamma(y, s, h)$ yields an approximation to $\phi(x(y, s))$. These observations play a central role in our reconstruction procedures.

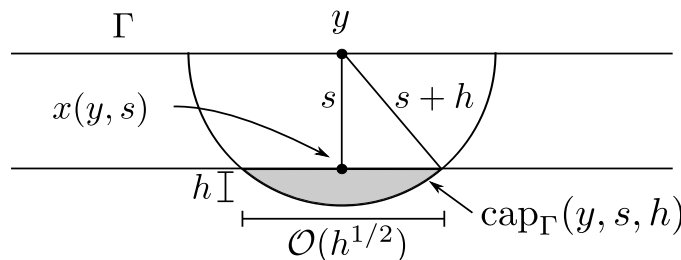


FIG. 1. Geometry of a wave cap in the Euclidean case. In this case, Pythagoras’s theorem suffices to show that $\text{diam}(\text{cap}_\Gamma(y, s, h)) = \mathcal{O}(h^{1/2})$, but this is also true in general.

2.2. Elements of the BC method. As mentioned above, the BC method involves finding sources f for which $u^f(T, \cdot) \approx \phi$ for appropriate functions $\phi \in L^2(M)$. To that end, we recall the *control map*,

$$W : f \mapsto u^f(T, \cdot) \quad \text{for } f \in L^2([0, T] \times \Gamma),$$

and note that W is a bounded linear operator $W : L^2([0, T] \times \Gamma) \rightarrow L^2(M)$; see, e.g., [24]. We remark that the output of W is a wave in the interior of M and hence cannot be observed directly from boundary measurements alone. Using W , one defines the *connecting operator* $K := W^*W$. The adjoint here is defined with respect to the Riemannian volume measure in the anisotropic case, and with respect to the scaled Lebesgue measure $c^{-2}(x)dx$ in the isotropic case. We denote these measures by Vol_g in both cases. In particular, we note that K can be obtained by processing the N-to-D or D-to-N map via the Blagovescenskii identity. In a multidimensional context, this identity was first established by Belishev; see the discussion in section 3.4 of [9]. We give the identity in the form that is used in our computational implementation (see [33] for a derivation of this formulation),

$$(6) \quad K = J\Lambda_\Gamma^{2T}\Theta - R\Lambda_\Gamma^T R J\Theta,$$

where $\Lambda_\Gamma^T f := (\Lambda_{\Gamma, \mathcal{R}}^T f)|_{[0, T] \times \Gamma}$, $Rf(t) := f(T-t)$ for $0 \leq t \leq T$, $Jf(t) := \int_t^{2T-t} f(s) ds$, and Θ is the inclusion operator $\Theta : L^2([0, T] \times \Gamma) \hookrightarrow L^2([0, 2T] \times \Gamma)$ given by $\Theta f(t) = f(t)$ for $0 \leq t \leq T$ and $\Theta f(t) = 0$ otherwise. We remark that the Blagovescenskii identity shows that K can be obtained from operations that only involve manipulating the boundary data.

We discuss some mapping properties of W that follow from finite speed of propagation for the wave equations (1) and (2). Let $\tau : \bar{\Gamma} \rightarrow [0, T]$, and define $S_\tau := \{(t, y) : T - \tau(y) \leq t \leq T\}$. Then, finite speed of propagation implies that if f is a boundary source supported in S_τ , the wave field $u^f(T, \cdot)$ will be supported in the domain of influence $M(\tau)$, defined by

$$M(\tau) := \{x \in M : d(x, \Gamma) < \tau(y) \text{ for some } y \in \Gamma\}.$$

In turn, this implies that W satisfies $W : L^2(S_\tau) \rightarrow L^2(M(\tau))$. So, if we define $P_\tau : L^2([0, T] \times \Gamma) \rightarrow L^2(S_\tau)$, then we can define a restricted control map $W_\tau := WP_\tau$, which satisfies $W_\tau : L^2(S_\tau) \rightarrow L^2(M(\tau))$. The point here is that, although we do not have access to the output of W_τ , we know that the waves will be supported in the domain of influence $M(\tau)$. We also define the restricted connecting operator $K_\tau := (W_\tau)^*W_\tau = P_\tau K P_\tau$ and note that K_τ can be obtained by first generating K using (6) and then applying the operator P_τ .

To construct sources that produce approximately constant wave fields on wave caps, we use a procedure from [18]. This procedure uses the fact that a wave cap can be written as the difference of two domains of influence, and requires that distances between boundary points are known. Specifically, we will suppose that for any pair $x, y \in \Gamma$ the distance $d(x, y)$ is known. As noted in [18], this is not a major restriction, since these distances can be constructed from the data Λ_Γ^{2T} . Then, using this collection of distances, we define a family of functions $\tau_y^R : \bar{\Gamma} \rightarrow \mathbb{R}_+$ by

$$\text{for } y \in \bar{\Gamma} \text{ and } R > 0, \text{ define } \tau_y^R(x) := (R - d(x, y)) \vee 0.$$

Here we use the notation $\phi \vee \psi$ to denote the pointwise maximum between ϕ and ψ , and we will continue to use this notation below. Finally, one can show that $\text{cap}_\Gamma(y, s, h) =$

$M(\tau_y^{s+h} \vee s1_\Gamma) \setminus M(s1_\Gamma)$. We also note that, since $\partial M(\tau)$ has measure zero provided that τ is continuous on $\bar{\Gamma}$ [34], one has that $1_{\text{cap}_\Gamma(y,s,h)} = 1_{M(\tau_y^{s+h} \vee s1_\Gamma)} - 1_{M(s1_\Gamma)}$ a.e.

The following lemma is an amalgamation of results from [18] and shows that there is a family of sources $\psi_{h,\alpha}$ which produce approximately constant wave fields $u^{\psi_{h,\alpha}}(T, \cdot)$ on wave caps, and that these sources can be constructed from the boundary data $\Lambda_{\Gamma,\mathcal{R}}^{2T}$.

LEMMA 2. *Let $y \in \Gamma$, $s, h > 0$ with $s + h < \sigma_\Gamma(y)$. Let $\tau_1 = s1_\Gamma$ and $\tau_2 = \tau_y^{s+h} \vee s1_\Gamma$. Define $b(t, y) := T - t$, and let $\tilde{b} = b$ in the Neumann case and $\tilde{b} = (\Lambda_{\Gamma,\mathcal{R}}^T)^* b$ in the Dirichlet case. Then, for each $\alpha > 0$, let $f_{\alpha,i} \in L^2(S_{\tau_i})$ be the unique solution to*

$$(7) \quad (K_{\tau_i} + \alpha) f = P_{\tau_i} \tilde{b}.$$

Define

$$(8) \quad \psi_{h,\alpha} = f_{\alpha,2} - f_{\alpha,1}.$$

Using the notation $B_h = \text{cap}_\Gamma(y, s, h)$, it holds that

$$(9) \quad \lim_{\alpha \rightarrow 0} u^{\psi_{h,\alpha}}(T, \cdot) = 1_{B_h} \quad \text{and} \quad \lim_{\alpha \rightarrow 0} \langle \psi_{h,\alpha}, P_{\tau_2} b \rangle_{L^2(S_{\tau_2})} = \text{Vol}_g(B_h).$$

We emphasize that the regularization, that is, the shift by $\alpha > 0$ of the positive semidefinite operator $K_{\tau_i} = (W_{\tau_i})^* W_{\tau_i}$, is essential in Lemma 2. The problem (7) is ill-posed, and it can be shown that $\|f_{\alpha,i}\|_{L^2([0,T] \times \Gamma)} \rightarrow \infty$ as $\alpha \rightarrow 0$.

We briefly sketch the proof of Lemma 2. The main idea is to approximately solve the blind control problem (4) with $\phi \equiv 1$ over the spaces $L^2(S_{\tau_i})$ for $i = 1, 2$. To accomplish this, for $i = 1, 2$, one can consider a Tikhonov regularized version of (4) depending upon a small parameter $\alpha > 0$. Then, letting $f_{\alpha,i}$ denote the minimum of the associated Tikhonov functional for $\alpha > 0$, one can obtain $f_{\alpha,i}$ by solving this functional's normal equation, given by (7). Note that all of the terms defining $f_{\alpha,i}$ in (7) can be generated in terms of the boundary data, so $f_{\alpha,i}$ can be obtained without knowing the wavespeed or metric. Appealing to properties of Tikhonov minimizers, one can then show that $Wf_{\alpha,i} \rightarrow 1_{M(\tau_i)}$ as $\alpha \rightarrow 0$, and hence $W\psi_{\alpha,h} = Wf_{\alpha,1} - Wf_{\alpha,2} \rightarrow 1_{M(\tau_2)} - 1_{M(\tau_1)} = 1_{\text{cap}_\Gamma(y,s,h)}$, where each limit and equality holds in the L^2 sense.

3. Recovery of information in the interior. Propositions 4 and 6 below can be viewed as variants of Corollaries 1 and 2 in [13], the difference being that we use the control problem setup discussed in the previous section. One advantage of this setup is that we do not need to make the auxiliary assumption that the limit (14) in [13] is nonzero. Proposition 6 is also related to the amplitude formula (3.27) in [12]; however, contrary to (3.27), we do not rely on geometric optics. The advantage of this is that we avoid the Gibbs oscillations, and the associated regularization, discussed on p. 21 of [12].

3.1. Wave field reconstruction in the anisotropic case. We begin with reconstruction of wave fields sampled in semigeodesic coordinates, as encoded by the following map.

DEFINITION 3. *Let $(y, s) \in \text{Domain}(\Phi_g)$ and $f \in L^2([0, T] \times \Gamma)$. The map $L_g : L^2([0, T] \times \Gamma) \rightarrow L^2(\text{Domain}(\Phi_g))$ is defined pointwise by*

$$(10) \quad L_g f(y, s) := u^f(T, x(y, s)).$$

We now show that L_g can be obtained from the N-to-D map.

PROPOSITION 4. *Let $f \in C_0^\infty([0, T] \times \Gamma)$. Let $t \in [0, T]$, $y \in \Gamma$, and $s, h > 0$ with $s + h < \sigma_\Gamma(y)$ and h sufficiently small. The family of sources $\{\psi_{h,\alpha}\}_{\alpha>0}$ given in Lemma 2 satisfies*

$$(11) \quad \lim_{\alpha \rightarrow 0} \frac{\langle \psi_{h,\alpha}, Kf \rangle_{L^2([0,T] \times \Gamma)}}{\langle \psi_{h,\alpha}, P_\tau b \rangle_{L^2([0,T] \times \Gamma)}} = u^f(t, x(y, s)) + \mathcal{O}(h^{1/2}).$$

Proof. Applying Lemma 2, we have that

$$\lim_{\alpha \rightarrow 0} \frac{\langle \psi_{h,\alpha}, Kf \rangle_{L^2(S_\tau)}}{\langle \psi_{h,\alpha}, P_\tau b \rangle_{L^2(S_\tau)}} = \frac{\lim_{\alpha \rightarrow 0} \langle W\psi_{h,\alpha}, Wf \rangle_{L^2(M)}}{\lim_{\alpha \rightarrow 0} \langle \psi_{h,\alpha}, P_\tau b \rangle_{L^2(S_\tau)}} = \frac{\langle 1_{B_h}, u^f(T, \cdot) \rangle_{L^2(M)}}{\text{Vol}_g(B_h)}.$$

Thus, it suffices to show that

$$\langle 1_{B_h}, u^f(T, \cdot) \rangle_{L^2(M)} = \text{Vol}_g(B_h)u^f(T, x(y, s)) + \text{Vol}_g(B_h)\mathcal{O}(h^{1/2}).$$

Suppose that h is sufficiently small that B_h is contained in the image of a coordinate chart (p, U) (that is, we use the convention that $p : U \subset \mathbb{R}^n \rightarrow p(U) \subset M$). We denote the coordinates on this chart by (x^1, \dots, x^n) and also suppose that $x(y, s)$ corresponds to the origin in this coordinate chart. Since f is C_0^∞ , it follows that u^f is smooth. Thus we can Taylor expand $u^f(T, \cdot)$ in coordinates about $x(y, s) \in B_h$, giving

$$u^f(T, x^1, \dots, x^n) = u^f(T, 0, \dots, 0) + \partial_i u^f(T, 0, \dots, 0)x^i + \sum_{|\beta|=2} R_\beta(x^1, \dots, x^n)x^\beta,$$

where R_β is bounded by the C^2 norm of $u^f(T, x^1, \dots, x^n)$ (i.e., of $u^f(T, \cdot)$ in coordinates) on any compact neighborhood K satisfying $0 \in K \subset U$. In particular, we choose K such that $B_h \subset p(K)$ for h sufficiently small. Combining these expressions and using that $x(y, s)$ corresponds to 0 in U ,

$$\begin{aligned} & |\langle 1_{B_h}, u^f(T, \cdot) \rangle_{L^2(M)} - \text{Vol}_g(B_h)u^f(T, x(y, s))| \\ & \leq C \int_{p^{-1}(B_h)} |\partial_i u^f(T, 0, \dots, 0)x^i| + \sum_{|\beta|=2} |R_\beta(x^1, \dots, x^n)x^\beta| dx^1 \dots dx^n. \end{aligned}$$

Then for points $p(x) \in M$ with coordinates $x \in U$ sufficiently close to 0, there exist constants g_*, g^* such that $g_*|x|_e \leq d(p(x), 0) \leq g^*|x|_e$, where $|x|_e$ denotes the Euclidean length of the coordinate vector x in \mathbb{R}^n . So, let $x = (0, \dots, x^i, \dots, 0)$, and then note that $|x^i| = |x|_e \leq (1/g_*)d(0, p(x)) \leq (1/g_*)\text{diam}(B_h)$. Thus, for h sufficiently small,

$$\begin{aligned} & |\langle 1_{B_h}, u^f(T, \cdot) \rangle_{L^2(M)} - \text{Vol}_g(B_h)u^f(T, x(y, s))| \\ & \leq \|u^f\|_{C^1(K)} C \text{diam}(B_h) \text{Vol}_g(B_h) + \|u^f\|_{C^2(K)} (C \text{diam}(B_h))^2 \text{Vol}_g(B_h). \end{aligned}$$

Finally, the discussion in [13] implies that $\text{diam}(B_h) = \mathcal{O}(h^{1/2})$, which completes the proof. \square

COROLLARY 5. *For each $f \in C_0^\infty([0, T] \times \Gamma)$, $L_g f$ can be determined pointwise by taking the limit as $h \rightarrow 0$ in (11). Since $C_0^\infty([0, T] \times \Gamma)$ is dense in $L^2([0, T] \times \Gamma)$ and L_g is bounded on $L^2([0, T] \times \Gamma)$, we have that $L_g f$ is determined for all $f \in L^2([0, T] \times \Gamma)$.*

Proof. First, let $f \in C_0^\infty([0, T] \times \Gamma)$. Taking the limit as $h \rightarrow 0$ in the preceding lemma shows that $L_g f(y, s)$ can be obtained for any pair $(y, s) \in \text{Domain}(\Phi_g)$, and thus $L_g f$ can be determined in semigeodesic coordinates.

Now we show that $L_g f$ can be determined for any $f \in L^2([0, T] \times \Gamma)$. First we note that $L_g f = \Phi_g^* W f$. Since the pull-back operator Φ_g^* just composes a function with a diffeomorphism, and $\bar{\Gamma}$ is compact, we have that Φ_g^* is bounded as an operator $\Phi_g^* : L^2(\text{Range}(\Phi_g)) \rightarrow L^2(\text{Domain}(\Phi_g))$. Thus L_g is a composition of bounded operators, and hence $L_g : L^2([0, T] \times \Gamma) \rightarrow L^2(\text{Domain}(\Phi_g))$ is bounded. Let $f \in L^2([0, T] \times \Gamma)$ be arbitrary. Since $C_0^\infty([0, T] \times \Gamma)$ is dense in L^2 , one can find a sequence $\{f_j\}_{j=1}^\infty \subset C_0^\infty([0, T] \times \Gamma)$ such that $f_j \rightarrow f$. Then, since L_g is bounded, $L_g f = \lim_{j \rightarrow \infty} L_g f_j$. \square

3.2. Coordinate transformation reconstruction in the isotropic case.

The map $\Lambda_{\partial M}^T$ is invariant under diffeomorphisms that fix the boundary of M , and therefore in the anisotropic case it is not possible to obtain g in Cartesian coordinates. The same is true for the wave fields. In the isotropic case, on the other hand, it is possible to construct the map $\Phi_g(y, s)$, and, in fact, the wave speed was determined in Belishev’s original paper [7] by first showing that the internal data $u^f(t, x)$ can be recovered in Cartesian coordinates, and then using the identity

$$\frac{\Delta u(t, x)}{\partial_t^2 u(t, x)} = c^{-2}(x).$$

It was later observed that the wave speed can be recovered directly from the map Φ_g without using information on the wave fields in the interior; see, e.g., [6, 13]. In the present paper we will construct $\Phi_g(y, s)$ by applying the following lemma to the Cartesian coordinate functions.

PROPOSITION 6. *Suppose that g is isotropic, that is, $g = c^{-2}(x)dx^2$. Let $\phi \in C^\infty(M)$ be harmonic, that is, $\Delta\phi = 0$. Let $t \in [0, T]$, $y \in \Gamma$, and $s, h > 0$ with $s + h < \sigma_\Gamma(y)$. Then, for h small, the family of sources $\{\psi_{h,\alpha}\}_{\alpha>0}$ given in Lemma 2 satisfies*

$$(12) \quad \lim_{\alpha \rightarrow 0} \frac{B(\psi_{h,\alpha}, \phi)}{B(\psi_{h,\alpha}, 1)} = \phi(x(y, s)) + \mathcal{O}(h^{1/2}),$$

where

$$(13) \quad B(f, \phi) = \langle f, b\phi \rangle_{L^2([0,T] \times \Gamma; dy)} - \langle \Lambda_{\Gamma, \mathcal{R}}^T f, b\partial_\nu \phi \rangle_{L^2([0,T] \times \mathcal{R}; dy)},$$

where $b(t) = T - t$.

Proof. The proof is analogous to that of Proposition 4 after observing that

$$\lim_{\alpha \rightarrow 0} \frac{B(\psi_{h,\alpha}, \phi)}{B(\psi_{h,\alpha}, 1)} = \frac{\langle 1_{B_h}, \phi \rangle_{L^2(M; c^{-2} dx)}}{\langle 1_{B_h}, 1 \rangle_{L^2(M; c^{-2} dx)}}.$$

To see this, it suffices to show that for ϕ harmonic and $f \in L^2([0, T] \times \Gamma)$,

$$(14) \quad B(f, \phi) = \langle u^f(T), \phi \rangle_{L^2(M; c^{-2} dx)},$$

since then

$$\lim_{\alpha \rightarrow 0} B(\psi_{h,\alpha}, \phi) = \lim_{\alpha \rightarrow 0} \langle u^{\psi_{h,\alpha}}(T), \phi \rangle_{L^2(M; c^{-2} dx)} = \langle 1_{B_h}, \phi \rangle_{L^2(M; c^{-2} dx)}.$$

This expression holds, in particular, for the special case that $\phi \equiv 1$, since constant functions are harmonic.

The demonstration of (14) is known and is based upon the following computation:

$$\begin{aligned} \partial_t^2 \langle u^f(t), \phi \rangle_{L^2(M; c^{-2} dx)} &= \langle \Delta u^f(t), \phi \rangle_{L^2(M; dx)} - \langle u^f(t), \Delta \phi \rangle_{L^2(M; dx)} \\ &= \langle f(t), \phi \rangle_{L^2(\partial M; dy)} - \langle \Lambda f(t), \partial_\nu \phi \rangle_{L^2(\partial M; dy)}, \end{aligned}$$

where we have written $\Lambda f = u^f|_{\partial M}$. Thus, the map $t \mapsto \langle u^f(t), \phi \rangle$ satisfies an ordinary differential equation with vanishing initial conditions, since $u^f(0) = \partial_t u^f(0) = 0$. Solving this differential equation and evaluating the result at $t = T$, we get an explicit formula for $\langle u^f(T), \phi \rangle$ depending upon f and Λf :

$$(15) \quad \langle u^f(T), \phi \rangle_{L^2(M; c^{-2} dx)} = \langle f, b\phi \rangle_{L^2([0, T] \times \Gamma; dy)} - \langle \Lambda_{\Gamma, \mathcal{R}}^T f, b\partial_\nu \phi \rangle_{L^2([0, T] \times \mathcal{R}; dy)},$$

which completes the demonstration of (14). Notice that we only require $\Lambda f|_{\mathcal{R}}$, since, for $t \in [0, T]$, $\Lambda f(t)$ vanishes outside of \mathcal{R} by finite speed of propagation. An analogous derivation can be found in [33] (with full boundary measurements and the D-to-N map instead of the N-to-D map). \square

As in Corollary 5, letting $h \rightarrow 0$, we see that the map

$$H_c : \{\phi \in C^\infty(M); \Delta \phi = 0\} \rightarrow C^\infty(\text{Domain}(\Phi_g)), \quad H_c \phi(y, s) = \phi(\Phi_g(y, s))$$

can be obtained from the N-to-D map, where $g = c^{-2}(x)dx^2$. To see this, first note that $\Phi_g(y, s) := \gamma(\cdot; y, \nu)$. Since $\gamma(\cdot; y, \nu)$ is a geodesic and ν has unit-length vector with respect to the metric g , we have that $|\partial_s \Phi_g(y, s)|_g = 1$. Next, note that for $x \in M$ and $v \in T_x M$, the length $|v|_g$ is given by $|v|_g^2 = c(x)^{-2}|v|_e^2$, where $|v|_e$ is the Euclidean length of v . Then, writing x^j , $j = 1, \dots, n$, for the Cartesian coordinate functions on M , it follows that

$$(16) \quad \Phi_g(y, s) = (H_c x^1(y, s), \dots, H_c x^n(y, s)), \quad c(\Phi_g(y, s))^2 = |\partial_s \Phi_g(y, s)|_e^2.$$

Thus c can be constructed in Cartesian coordinates by inverting the first function above and composing the inverse with the second function. We will show in section 5 that this simple inversion method is stable.

The recovery of the internal information encoded by L_g and H_c is the most unstable part of the BC method as used in this paper. The convergence with respect to h is sublinear as characterized by (11) and (12), and the convergence with respect to α is even worse. In general we expect it to be no better than logarithmic. The recent results [14, 32] prove logarithmic stability for related control and unique continuation problems, and [18] describes how the instability shows up in numerical examples.

4. Recovery of the metric tensor. Due to the diffeomorphism invariance discussed above, we cannot recover g in the Cartesian coordinates and it is natural to recover g in the semigeodesic coordinates. This is straightforward in theory when the internal information L_g is known, and analogously to the elliptic inverse problems with internal data [1], we expect that the problem has good stability properties when suitable sources f are used.

We will next describe a way to choose the sources by using again a quadratic optimization technique to solve a control problem; see (19) below. This should be compared to the scheme (6.7) in [9], where g is recovered using a C_0^N -complete system of controls; see (6.2) there. Contrary to [9], we choose the controls explicitly via

solving (19), and this allows us to show that our scheme is stable under suitable convexity assumptions. It is not clear to us how the stability of solving the sequence of algebraic systems (6.7) in [9] depends on the actual choice of the C_0^N -complete system of controls.

LEMMA 7. *In any local coordinates (x^1, \dots, x^n) ,*

$$(17) \quad g^{lk}(x) = \frac{1}{2} (\Delta_g(x^l x^k) - x^k \Delta_g x^l - x^l \Delta_g x^k).$$

Proof. Let (x^1, \dots, x^n) be local coordinates on M . Write $\alpha := \sqrt{g}$. Then

$$\begin{aligned} \Delta_g(x^l x^k) &= \frac{1}{\alpha} \partial_i (\alpha g^{ij} \partial_j (x^l x^k)) \\ &= \frac{1}{\alpha} (\partial_i (\alpha g^{il} x^k) + \partial_i (\alpha g^{ik} x^l)) \\ &= g^{kl} + x^k \frac{1}{\alpha} \partial_i (\alpha g^{il}) + g^{lk} + x^l \frac{1}{\alpha} \partial_i (\alpha g^{ik}) \\ &= 2g^{lk} + x^k \Delta_g x^l + x^l \Delta_g x^k. \end{aligned} \quad \square$$

PROPOSITION 8. *The metric g can be constructed in local semigeodesic coordinates using the operator L_g as data.*

Proof. Let $\Omega = \text{Range}(\Phi_g)$, and let $\omega \subset \Omega$ be a coordinate neighborhood for the semigeodesic coordinates. Let (x^1, \dots, x^n) denote local semigeodesic coordinates on ω . Fix $1 \leq j, k \leq n$, and for $\ell = 1, 2, 3$ choose $\phi_\ell \in C_0^\infty(\Omega)$, $\ell = 1, 2, 3$, such that for all $x \in \omega$,

$$(18) \quad \phi_1(x) = x^j x^k, \quad \phi_2(x) = x^j, \quad \phi_3(x) = x^k.$$

Consider the following Tikhonov regularized problem: for $\alpha > 0$ find $f \in L^2([0, T] \times \Gamma)$ minimizing

$$\|L_g f - \phi_\ell\|_{L^2(\Omega)}^2 + \alpha \|f\|_{L^2([0, T] \times \Gamma)}^2.$$

It is a well-known consequence of [40] (see, e.g., [24]) that L_g has dense range in $L^2(\Omega)$. Thus this problem has a minimizer $f_{\alpha, \ell}$ which can be obtained as the unique solution to the normal equation (see, e.g., [26, Theorem 2.11])

$$(19) \quad (L_g^* L_g + \alpha) f = L_g^* \phi_\ell.$$

It follows from [35, Lemma 1] that the minimizers satisfy

$$\lim_{\alpha \rightarrow 0} L_g f_{\alpha, \ell} = \phi_\ell.$$

As the wave equation (2) is translation invariant in time, we have $L_g \partial_t^2 f = \Delta_g u^f(T, \cdot)$, and therefore

$$\begin{aligned} \lim_{\alpha \rightarrow 0} \|L_g \partial_t^2 f_{\alpha, \ell} - \Delta_g \phi_\ell\|_{H^{-2}(\Omega)} &= \lim_{\alpha \rightarrow 0} \|\Delta_g(u^{f_{\alpha, \ell}}(T, \cdot) - \phi_\ell)\|_{H^{-2}(\Omega)} \\ &\leq C \lim_{\alpha \rightarrow 0} \|u^{f_{\alpha, \ell}}(T, \cdot) - \phi_\ell\|_{L^2(\Omega)} = 0. \end{aligned}$$

Thus for $\ell = 1, 2, 3$, $L_g \partial_t^2 f_{\alpha,\ell} \rightarrow \Delta_g \phi_\ell$ in the $H^{-2}(\Omega)$ sense. Using expression (17), and the definitions of the target functions ϕ_ℓ , in the local coordinates on ω we have

$$(20) \quad g^{jk} = \lim_{\alpha \rightarrow 0} \frac{1}{2} (L_g \partial_t^2 f_{\alpha,1} - x^k L_g \partial_t^2 f_{\alpha,2} - x^j L_g \partial_t^2 f_{\alpha,3}),$$

where the convergence is in $H^{-2}(\omega)$. Finally, since Ω can be covered with coordinate neighborhoods such as ω , this argument can be repeated to determine g^{lk} in any local semigeodesic coordinate chart. \square

5. On stability of the reconstruction from internal data. When discussing stability near the set Γ , we will restrict our attention to $\Omega \subset M$ and a set \mathcal{G} of smooth Riemannian metrics on M for which

$$(21) \quad \bar{\Omega} \subset \Phi_{\tilde{g}}(\Gamma \times [0, r_0]), \quad \tilde{g} \in \mathcal{G},$$

where $r_0 > 0$ is fixed.

We begin by showing the following consequence of the implicit function theorem.

LEMMA 9. *Let $U \subset \mathbb{R}^n$ be open and let $\Phi_0 : \bar{U} \rightarrow \mathbb{R}^n$ be continuously differentiable. Let $p_0 \in U$ and suppose that the derivative $D\Phi_0$ is invertible at p_0 . Then there are neighborhoods $W \subset \mathbb{R}^n$ of $\Phi_0(p_0)$ and $\mathcal{U} \subset C^1(\bar{U})$ of Φ_0 such that*

$$\|\phi_{-1} - \Phi_0^{-1}\|_{C^0(\bar{W})} \leq C \|\Phi - \Phi_0\|_{C^1(\bar{U})}, \quad \Phi \in \mathcal{U}.$$

Proof. Define the map

$$F : C^1(\bar{U}) \times \mathbb{R}^n \times \mathbb{R}^n \rightarrow \mathbb{R}^n, \quad F(\Phi, q, p) = \Phi(p) - q.$$

Then F is continuously differentiable, and $D_p F(\Phi_0, p_0) = D\Phi_0(p_0)$. Thus the implicit function theorem (see, e.g., [31, Theorem 6.2.1]) implies that there are neighborhoods $V, W' \subset \mathbb{R}^n$ of $p_0, \Phi_0(p_0)$ and $\mathcal{U}' \subset C^1(\bar{U})$ of Φ_0 and a continuously differentiable map $H : \mathcal{U}' \times W' \rightarrow V$ such that $F(\Phi, q, H(\Phi, q)) = 0$. But this means that $H(\Phi, \cdot) = \phi_{-1}$ in W' . Choose a neighborhood W of $\Phi_0(p_0)$ such that $\bar{W} \subset W'$ and \bar{W} is compact. As H is continuously differentiable, there is a neighborhood $\mathcal{U} \subset \mathcal{U}'$ of Φ_0 such that

$$|H(\Phi, q) - H(\Phi_0, q)| \leq 2 \max_{q \in \bar{W}} \|D_\Phi H(\Phi_0, q)\|_{C^1(\bar{U}) \rightarrow \mathbb{R}^n} \|\Phi - \Phi_0\|_{C^1(\bar{U})}, \quad \Phi \in \mathcal{U}.$$

We have the following stability result in the isotropic case.

THEOREM 10. *Consider a family \mathcal{G} of smooth isotropic metrics $\tilde{g} = \tilde{c}^{-2} dx^2$ satisfying (21). Let $c^{-2} dx^2 \in \mathcal{G}$ and suppose that*

$$(22) \quad \|\tilde{c} - c\|_{C^2(M)} \leq \epsilon, \quad \tilde{c}^{-2} dx^2 \in \mathcal{G}.$$

Then for small enough $\epsilon > 0$, there is $C > 0$ such that

$$\|\tilde{c}^2 - c^2\|_{C(\Omega)} \leq C \|H_{\tilde{c}} - H_c\|_{C^1(M) \rightarrow C^1(\Gamma \times [0, r_0])}.$$

Proof. We write $\Sigma = \Gamma \times (0, r_0)$, $\tilde{g} = \tilde{c}^{-2} dx^2$, and $g = c^{-2} dx^2$. Then (16) implies that

$$\|\Phi_{\tilde{g}} - \Phi_g\|_{C^1(\Sigma)} \leq C \|H_{\tilde{c}} - H_c\|_{C^1(M) \rightarrow C^1(\Sigma)}.$$

Moreover, again by (16),

$$\|\tilde{c}^2 \circ \Phi_{\tilde{g}} - c^2 \circ \Phi_g\|_{C^0(\Sigma)} \leq C \|H_{\tilde{c}} - H_c\|_{C^1(M) \rightarrow C^1(\Sigma)}.$$

This together with

$$\begin{aligned} \|\tilde{c}^2 - c^2\|_{C^0(\Omega)} &\leq \left\| \tilde{c}^2 \circ \Phi_{\tilde{g}} \circ \Phi_{\tilde{g}}^{-1} - c^2 \circ \Phi_g \circ \Phi_{\tilde{g}}^{-1} \right\|_{C^0(\Omega)} \\ &\quad + \left\| c^2 \circ \Phi_g \circ \Phi_{\tilde{g}}^{-1} - c^2 \circ \Phi_g \circ \Phi_g^{-1} \right\|_{C^0(\Omega)} \end{aligned}$$

implies that it is enough to study $\left\| \Phi_{\tilde{g}}^{-1} - \Phi_g^{-1} \right\|_{C^0(\Omega)}$.

Note that $(\tilde{g}, y, s) \mapsto \Phi_{\tilde{g}}(y, s)$ is continuously differentiable since it is obtained by solving the ordinary differential equation that gives the geodesics with respect to \tilde{g} . Indeed, this follows from [31, Theorem 6.5.2] by considering the vector field F that generates the geodesic flow. In any local coordinates, $F(x, \xi, h) = (\xi, f(x, \xi, h), 0)$ where $f = (f^1, \dots, f^n)$, $f^j(x, \xi, h) = -\Gamma_{k\ell}^j(x, h)\xi^k\xi^\ell$, and $\Gamma_{k\ell}^j(x, h)$ are the Christoffel symbols of a metric tensor h at x , that is,

$$\Gamma_{k\ell}^j(x, h) = \frac{1}{2}h^{jm} \left(\frac{\partial h_{mk}}{\partial x^\ell} + \frac{\partial h_{m\ell}}{\partial x^k} - \frac{\partial h_{k\ell}}{\partial x^m} \right).$$

In particular, if ω is a neighborhood of $p_0 \in \Sigma$ and $\bar{\omega} \subset \Sigma$, then the map $\tilde{c} \mapsto \Phi_{\tilde{g}}$ is continuous from $C^2(M)$ to $C^1(\bar{\omega})$. Thus, for small enough $\epsilon > 0$ in (22), we may apply Lemma 9 to obtain

$$\left\| \Phi_{\tilde{g}}^{-1} - \Phi_g^{-1} \right\|_{C^0(W)} \leq C \|\Phi_{\tilde{g}} - \Phi_g\|_{C^1(\Sigma)},$$

where W is a neighborhood of $\Phi_g(p_0)$. As $\bar{\Omega}$ is compact, it can be covered by a finite number of sets like the above set W . Thus

$$\left\| \Phi_{\tilde{g}}^{-1} - \Phi_g^{-1} \right\|_{C^0(\Omega)} \leq C \|\Phi_{\tilde{g}} - \Phi_g\|_{C^1(\Sigma)} \leq C \|H_{\tilde{c}} - H_c\|_{C^1(M) \rightarrow C^1(\Sigma)}.$$

We now consider the anisotropic case and describe a geometric condition on (M, g) that will yield stable recovery of g in the semigeodesic coordinates of Γ from L_g in the set Ω . Specifically, we will assume that the problem

$$(23) \quad \begin{aligned} \partial_t^2 w - \Delta_g w &= 0 && \text{in } (0, T) \times M, \\ w|_{x \in \partial M} &= 0, \\ w|_{t=T} = 0, \partial_t w|_{t=T} &= \phi, \end{aligned}$$

which is the dual problem to (2), is *stably observable* in the following sense.

DEFINITION 11. *Let \mathcal{G} be a subset of smooth Riemannian metrics on M . Then, (23) is stably observable for Ω and \mathcal{G} from Γ in time $T > 0$ if there is a constant $C > 0$ such that for all $g \in \mathcal{G}$ and for all $\phi \in L^2(\Omega)$ the solutions $w = w^\phi = w^{\phi, g}$ of (23) uniformly satisfy*

$$(24) \quad \|\phi\|_{L^2(\Omega)} \leq C \|\partial_\nu w^\phi\|_{L^2((0, T) \times \Gamma)}.$$

A complete characterization of metrics exhibiting stable observability is not presently known; however, it is known that stable observability holds under suitable convexity

conditions. Indeed, if (M, g) admits a strictly convex function ℓ without critical points and satisfies

$$\{x \in \partial M; (\nabla \ell(x), \nu)_g \geq 0\} \subset \Gamma,$$

then there is a neighborhood \mathcal{G} of g and $T > 0$ such that (23) is stably observable for M and \mathcal{G} from Γ in time $T > 0$; see [33]. Note that this result gives stable observability over the complete manifold M but we will need it only over the set Ω .

Stable observability in the case of a Neumann boundary condition is poorly understood presently. For instance, stable observability cannot be easily derived from an estimate like [36, Theorem 3], the reason being that the H^1 -norm of the Dirichlet trace of a solution to the wave equation is not bounded by the L^2 -norm of the Neumann trace, while the opposite is true [36, Theorem 4]. See also [41] for a detailed discussion. For this reason we restrict our attention to the case of a Dirichlet boundary condition.

We use the notation

$$W_g f(x) = u^f(T, \cdot)|_\Omega, \quad f \in L^2([0, T] \times \Gamma).$$

The stable observability (24) says that W_g^* is injective, and by duality, it implies that $W_g : L^2([0, T] \times \Gamma) \rightarrow L^2(\Omega)$ is surjective (see [2]). In this case (2) is said to be exactly controllable on Ω , and in particular, for any $\phi \in L^2(\Omega)$ the control problem $W_g f = \phi$ has the minimum norm solution $f = W_g^\dagger \phi$ given by the pseudoinverse of W_g .

THEOREM 12. *Consider a family \mathcal{G} of metrics \tilde{g} satisfying (21) and suppose that (23) is stably observable for Ω and \mathcal{G} from Γ in time $T > 0$. Let $g \in \mathcal{G}$ and suppose that*

$$(25) \quad \|\tilde{g} - g\|_{C^2(M)} \leq \epsilon, \quad \tilde{g} \in \mathcal{G}.$$

Then for small enough $\epsilon > 0$, there is $C > 0$ such that

$$\|\Psi^* \tilde{g} - g\|_{H^{-2}(\Omega)} \leq C \|L_{\tilde{g}} - L_g\|_*, \quad \tilde{g} \in \mathcal{G},$$

where $\Psi^* = (\Phi_g^*)^{-1} \Phi_{\tilde{g}}^*$ and

$$\|L_g\|_* = \|L_g\|_{L^2((0,T) \times \Gamma) \rightarrow L^2(\Gamma \times (0,\epsilon))} + \|L_g \circ \partial_t^2\|_{L^2((0,T) \times \Gamma) \rightarrow H^{-2}(\Gamma \times (0,\epsilon))}.$$

Proof. We use again the notation $\Sigma = \Gamma \times (0, r_0)$ and write also $\Sigma_T = \Gamma \times (0, T)$. Let $p \in \Sigma$, and denote by (x^1, \dots, x^n) the coordinates on Σ corresponding to local semigeodesic coordinates (y, r) . Let $j, k = 1, \dots, n$ and let $\omega \subset \Sigma$ be a neighborhood of p . Choose $\phi_\ell \in C_0^\infty(\Sigma)$, $\ell = 1, 2, 3$, as in (18). Note that solving (19) and taking the limit $\alpha \rightarrow 0$ is equivalent to computing $L^\dagger \phi_\ell$; see, e.g., [20, Theorem 5.2].

Analogously to (20), writing the change to local coordinates explicitly, it holds that

$$(\Phi_g^*)^{jk}(x) = \frac{1}{2} (L_g \partial_t^2 h_1(x) - x^k L_g \partial_t^2 h_2(x) - x^j L_g \partial_t^2 h_3(x)),$$

where $h_\ell = L_g^\dagger \phi_\ell$, $\ell = 1, 2, 3$. It will be enough to bound

$$\|L_{\tilde{g}} \partial_t^2 L_{\tilde{g}}^\dagger \phi_\ell - L_g \partial_t^2 L_g^\dagger \phi_\ell\|_{H^{-2}(\omega)}, \quad \ell = 1, 2, 3,$$

in terms of the difference $L_{\tilde{g}} - L_g$. We have

$$\begin{aligned} & \left\| L_{\tilde{g}} \partial_t^2 L_{\tilde{g}}^\dagger \phi_\ell - L_g \partial_t^2 L_g^\dagger \phi_\ell \right\|_{H^{-2}(\omega)} \\ & \leq \left\| L_{\tilde{g}} \partial_t^2 L_{\tilde{g}}^\dagger \phi_\ell - L_g \partial_t^2 L_{\tilde{g}}^\dagger \phi_\ell \right\|_{H^{-2}(\omega)} + \left\| L_g \partial_t^2 L_{\tilde{g}}^\dagger \phi_\ell - L_g \partial_t^2 L_g^\dagger \phi_\ell \right\|_{H^{-2}(\omega)} \\ & \leq \left\| (L_{\tilde{g}} - L_g) \circ \partial_t^2 \right\|_{L^2(\Sigma_T) \rightarrow H^{-2}(\Sigma)} \left\| L_{\tilde{g}}^\dagger \right\|_{L^2(\Sigma) \rightarrow L^2(\Sigma_T)} \|\phi_\ell\|_{L^2(\Sigma)} \\ & \quad + \left\| L_g \circ \partial_t^2 \right\|_{L^2(\Sigma_T) \rightarrow H^{-2}(\Sigma)} \left\| L_{\tilde{g}}^\dagger - L_g^\dagger \right\|_{L^2(\Sigma) \rightarrow L^2(\Sigma_T)} \|\phi_\ell\|_{L^2(\Sigma)}. \end{aligned}$$

We omit writing subscripts in operator norms below as their meaning should be clear from the context. Pseudoinversion is continuous in the sense that

$$\left\| L_{\tilde{g}}^\dagger - L_g^\dagger \right\| \leq 3 \max \left(\left\| L_{\tilde{g}}^\dagger \right\|, \left\| L_g^\dagger \right\| \right) \|L_{\tilde{g}} - L_g\|;$$

see, e.g., [23]. It remains to show that $\left\| L_{\tilde{g}}^\dagger \right\|$ is uniformly bounded for \tilde{g} satisfying (25). Note that $L_{\tilde{g}} = \Phi_{\tilde{g}}^* W_{\tilde{g}}$ and that (24) implies $\left\| (W_{\tilde{g}}^*)^\dagger \right\| \leq C$, which again implies that $\left\| W_{\tilde{g}}^\dagger \right\| \leq C$. Here the constant C is uniform for $\tilde{g} \in \mathcal{G}$. Moreover, Lemma 9 implies that, for small enough $\epsilon > 0$ in (25), we have $\left\| (\Phi_{\tilde{g}}^*)^{-1} \right\| \leq C$. To summarize, there is uniform constant C for \tilde{g} satisfying (25) such that

$$\left\| \Phi_{\tilde{g}}^* \tilde{g} - \Phi_g^* g \right\|_{H^{-2}(\omega)} \leq C \|L_{\tilde{g}} - L_g\|_* \|\phi_\ell\|_{L^2(\Sigma)}.$$

The claim follows by using a partition of unity. Note that the functions ϕ_ℓ can be chosen so that they are uniformly bounded in L^2 when ω is varied. \square

6. Computational experiment. In this section, we provide a computational experiment to demonstrate our approach to recovering an isotropic wave speed from the N-to-D map. We conduct our computational experiment in the case where M is a domain in \mathbb{R}^2 ; however, we stress that our approach generalizes to any $n \geq 2$.

6.1. Forward modeling and control solutions. We consider waves propagating in the lower half-space $M = \mathbb{R} \times (-\infty, 0]$ with respect to the following wave speed:

$$(26) \quad c(x_1, x_2) = 1 + \frac{1}{2}x_2 - \frac{1}{2} \exp \left(-4 \left(x_1^2 + (x_2 - 0.375)^2 \right) \right).$$

See Figure 2. Waves are simulated and recorded at the boundary for time $2T$, where $T = 1.0$. Sources are placed inside the accessible set $\Gamma = [-\ell_s, \ell_s] \times \{0\}$, where $\ell_s = 3.0$, and receiver measurements are made in the set $\mathcal{R} = [-\ell_r, \ell_r] \times \{0\}$, where $\ell_r = 4.5$.

For sources, we use a collection of Gaussian functions spanning a subspace of $L^2([0, T] \times \Gamma)$. Specifically, we consider sources of the form

$$\varphi_{i,j}(t, x) = C \exp \left(-a \left((t - t_{s,i})^2 + (x - x_{s,j})^2 \right) \right).$$

Here, the pairs $(t_{s,i}, x_{s,j})$ are chosen to form a uniformly spaced grid in $[0.025, 0.975] \times [-\ell_s, \ell_s]$ with spacing $\Delta t_s = \Delta x_s = 0.025$. In total, we consider $N_{t,s} = 39$ source times $t_{s,i}$ and $N_{x,s} = 241$ source locations $x_{s,j}$. The constant a , controlling the width of

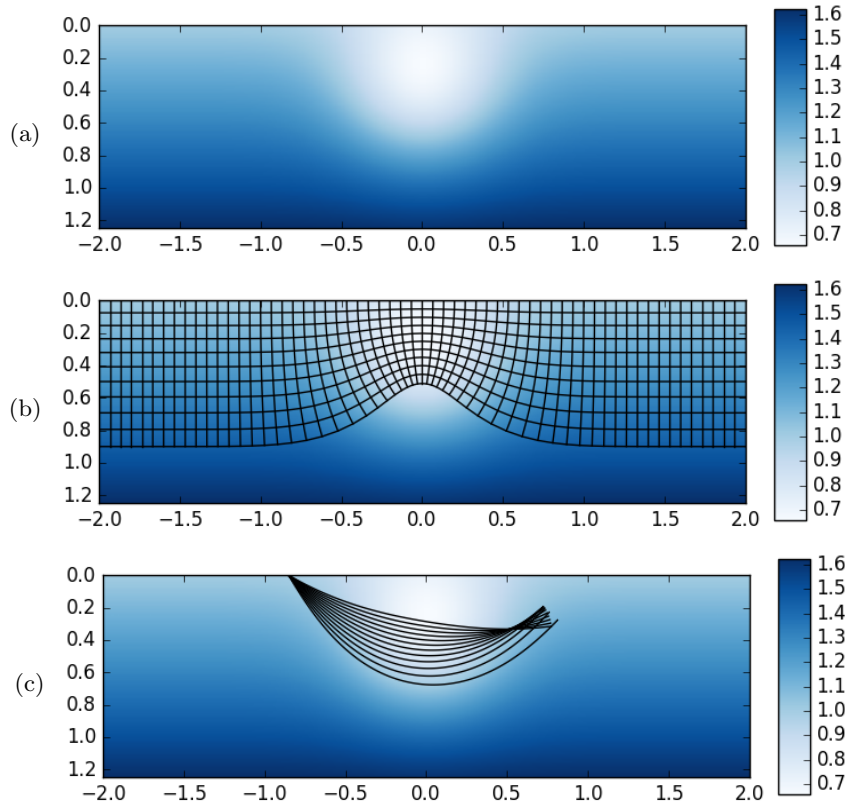


FIG. 2. (a) True wave speed c . (b) Semigeodesic coordinate grid associated with c . (c) Some example ray paths with nonorthogonal intersection to ∂M .

the basis functions in space and time, is taken as $a = 1381.6$, and the constant C is chosen to normalize the functions $\varphi_{i,j}$ in $L^2([0, T] \times \Gamma)$.

Wave propagation is simulated using a continuous Galerkin finite element method with Newmark time-stepping. Waves are simulated for $t \in [-t_0, 2T]$, where $t_0 = 0.1$, although N-to-D measurements are only recorded in $[0, 2T]$. The short buffer interval, $[-t_0, 0.0]$, is added to the simulation interval in order to avoid numerical dispersion from nonvanishing sources at $t = 0$. The sources are extended to this buffer interval. Receiver measurements are simulated by recording the Dirichlet trace $\Lambda_{\Gamma, \mathcal{R}}^{2T} \varphi_{i,j}$ at uniformly spaced points $x_{s,r} \in [\ell_r, \ell_r]$ with spatial separation $\Delta x_r = 0.0125$ at uniformly spaced times $t_{s,r} \in [0, 2T]$ with temporal spacing $\Delta t_r = 0.0025$. Note that our receiver measurements are sampled more densely in both space and time than our source applications. In particular, $\Delta x_r = 0.5 \Delta x_s$ and $\Delta t_r = 0.1 \Delta t_s$. In total, we take $N_{t,r} = 801$ receiver measurements at each of the $N_{x,r} = 721$ receiver positions.

We briefly comment on the physical scales associated with the computational experiment. In the units above, the wave speed is approximately 1 at the surface. If we take this to represent a wave speed of approximately 2000m/s and suppose that the receiver spacing corresponds to $\Delta x_r = 12.5$ m, then in the same units $\Delta t_r = .00125$ s. In addition, we have that $\ell_s = 4.5$ km and $T = 1.0$ s, which implies that receivers are placed within a 9.0km region and traces are recorded for a total of 2.0s. In Figure

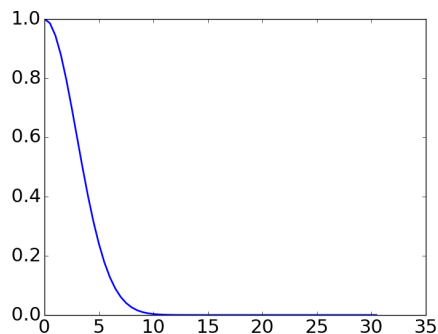


FIG. 3. Power spectrum of $\varphi_{ij}(\cdot, x_{s,i})$, measured in Hz. We have rescaled the power spectrum so that it has a maximum value of 1.

3 we plot the power spectrum for one of the sources at a fixed source location to give a sense of the frequencies involved. Note that the source mostly consists of frequencies below 15 Hz. In particular, note that we have used sources that have a significant frequency component at 0 Hz. Such zero frequency contributions are not representative of physical source wavelets, so it may be of interest to note that the data we have used can be approximately synthesized from sources which lack 0 Hz components. Specifically, we show in the appendix below that these data used can be approximately synthesized by postprocessing data from sources that are products of Gaussians in space and Ricker wavelets in time. We refer the reader to [10] for a detailed discussion of the BC method in the context of geophysical imaging.

We introduce some notation, which we will use when discussing our discretization of the connecting operator and control problems. First, let $f \in L^2([0, T] \times \Gamma)$. We use the notation $[f]$ to denote the vector of inner-products with entries $[f]_i = \langle f, \varphi_i \rangle_{L^2([0, T] \times \Gamma)}$. In addition, we let \hat{f} denote the coefficient-vector for the projection of f onto $\text{span}\{\varphi_i\}$. Let A be an operator on $L^2([0, T] \times \Gamma)$. We will use the notation $[A]$ to denote the matrix of inner-products $[A]_{ij} = \langle A\varphi_i, \varphi_j \rangle_{L^2([0, T] \times \Gamma)}$. We approximate all such integrals by successively applying the trapezoidal rule in each dimension.

After the N-to-D data has been generated, we use the data $\Lambda_\Gamma^{2T} \varphi_{i,j}$ to discretize the connecting operator. We accomplish this using a minor modification of the procedure outlined in [18]. In particular, we discretize the connecting operator by constructing a discrete approximation to (6):

$$[K] = [J\Lambda_\Gamma^{2T}] - [R\Lambda_\Gamma^T]G^{-1}[RJ].$$

Here, G^{-1} denotes the inverse of the Gram matrix $G_{ij} = \langle \varphi_i, \varphi_j \rangle_{L^2([0, T] \times \Gamma)}$.

Next, we describe our implementation of Lemma 2. Let $y \in \Gamma$, $s \in [0, T]$, and $h \in [0, T - s]$. To obtain the control $\psi_{\alpha,h}$ associated with $\text{cap}_\Gamma(y, s, h)$, we solve two discrete versions of the boundary control problem (7). Specifically, for $\tau_1 = s1_\Gamma$ and $\tau_2 = \tau_y^{s+h} \vee s1_\Gamma$, we solve the discretized control problems

$$(27) \quad ([K_{\tau_k}] + \alpha)\hat{f} = [b_{\tau_k}].$$

This yields coefficient vectors $\hat{f}_{\alpha,k}$ for $k = 1, 2$ associated with the approximate control solutions. Here, we use the notation $[K_{\tau_k}]$ to denote a matrix that deviates slightly

from the definition given above. In particular, we obtain $[K_{\tau_k}]$ from $[K]$ by masking rows and columns corresponding to basis functions $\varphi_{i,j}$ localized near $(t_{s,i}, x_{s,j}) \notin S_{\tau_k}$. This gives an approximation to the matrix for $K_{\tau_k} = P_{\tau_k} K P_{\tau_k}$, which, we have observed, performs well for our particular basis. The right-hand side vector $[b_{\tau_k}]$ is a discrete approximation to $P_{\tau_k} b$, and we obtain it by first generating the vector of inner-products $[b]_l = \langle b, \varphi_l \rangle_{L^2([0,T] \times \Gamma)}$ and then masking the entries of $[b]$ using the same strategy that we use to obtain $[K_{\tau_k}]$. We solve the control problems (27) using the MATLAB back-slash function. For all discretized control problems considered in this section, we use a fixed value α , with $\alpha = 10^{-5}$. After generating the solutions $f_{\alpha,k}$, we then obtain $\psi_{h,\alpha} = f_{\alpha,2} - f_{\alpha,1}$.

In the inversion step, we use the boundary data to approximate harmonic functions in semigeodesic coordinates in the interior of M . To describe this step, let ϕ be a harmonic function in M . Fix y, s , and h , and let $\psi_{\alpha,h}$ denote the control constructed as in the previous paragraph. We define

$$(28) \quad H_{c,h}\phi(y, s) := \frac{B(\psi_{h,\alpha}, \phi)}{B(\psi_{h,\alpha}, 1)},$$

and we calculate the right-hand side directly using (13). Note that this expression coincides with an approximation to the leading term in the right-hand side of (11), so for small h and α , $H_{c,h}\phi(y, s)$ will approximate $H_c\phi(y, s)$. However, note that (11) is only accurate to $\mathcal{O}(h^{1/2})$, and in practice we found that (28) tends to be closer to $H_c\phi(y, s + h/2) = \phi(x(y, s + h/2))$. This is not unexpected, since (28) approximates $H_c\phi(y, s)$ by approximating the average of ϕ over $B_h = \text{cap}_\Gamma(y, s, h)$, and the point $x(y, s)$ belongs to the topological boundary of B_h , whereas $x(y, s + h/2)$ belongs to the interior of B_h . Consequently, we will compare $H_{c,h}\phi(y, s)$ to $H_c\phi(y, s + h/2)$ below.

6.2. Inverting for the wave speed. Our approach to reconstructing the wave speed c consists of two steps. In the first step, we implement Proposition 6 to construct an approximation to the coordinate transform Φ_c on a grid of points $(y_i, s_j) \in \Gamma \times [0, T]$. The second step is to differentiate the approximate coordinate transform in the s -direction and to apply (16) to obtain the wave speed at the estimated points.

To approximate the coordinate transform Φ_c , we first fix a small wave cap height $h > 0$, which we use at every grid point. The wave cap height controls the spatial extent of the waves $u^{\psi_{h,\alpha}}(T, \cdot)$ in the interior of M . Because the vertical resolution of our basis is controlled by the separation between sources in time, we choose h to be an integral multiple of Δt_s . In particular, we select $h = 2\Delta t_s = 0.05$. Likewise, we choose the grid-points (y_i, s_j) to coincide with the source centers for a subset of our basis functions. Specifically, we take $y_i = x_{s,i}$ and $s_j = t_{s,j}$ for the source locations $x_{s,i} \in [-1.5, 1.5]$ and times $t_{s,j} \in [0.05, 0.65]$. In total, the reconstruction grid contains $N_{x,g} = 121$ horizontal positions and $N_{t,g} = 27$ vertical positions. Then, for each grid point (y_i, s_j) we solve (27) for $k = 1, 2$ and obtain the source $\psi_{i,j} = \psi_{\alpha,h}$ for the point (y_i, s_j) . Since the Cartesian coordinate functions x^1 and x^2 are both harmonic, we then apply (28) to both functions at each grid point and define

$$(29) \quad \Phi_{c,h}(y_i, s_j) := (H_{c,h}x^1(y_i, s_j), H_{c,h}x^2(y_i, s_j)).$$

This yields the desired approximate coordinate transform. We plot the estimated coordinates in Figure 4a and compare the estimated transform $\Phi_{c,h}(y_i, s_j)$ to the points $\Phi(y_i, s_j + h/2)$ in Figure 4b.

The last step is to approximate the wave speed. To accomplish this, we first recall that $c(\Phi_c(y, s))^2 = |\partial_s \Phi_c(y, s)|_e^2$. Thus, for each base point y_i , we fit a smooth-

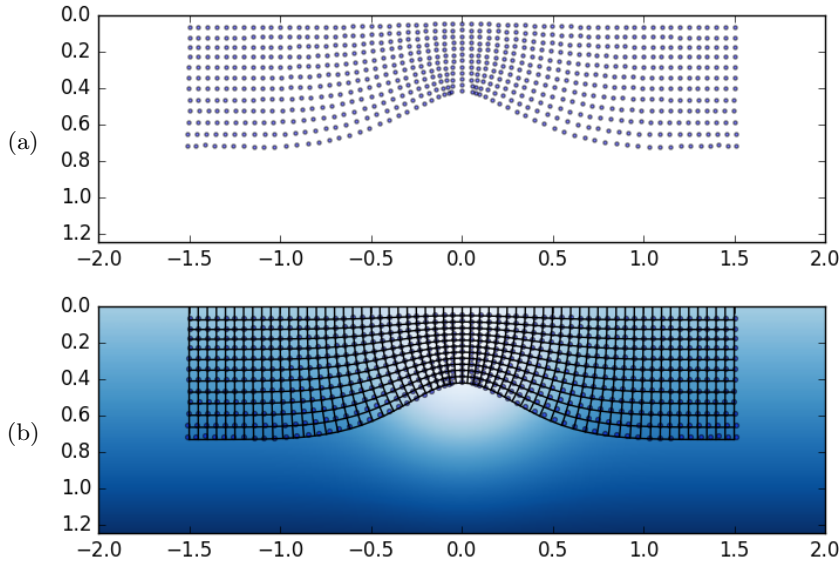


FIG. 4. (a) The estimated coordinate transform. We have only plotted points for half of the y_i and s_j . (b) Estimated points $\Phi_{c,h}(y_i, s_j)$ (purple dots) compared to the semigeodesic coordinate grid $\Phi_c(y_i, s_j + h/2)$ (black lines) and wave speed. (Color available online.)

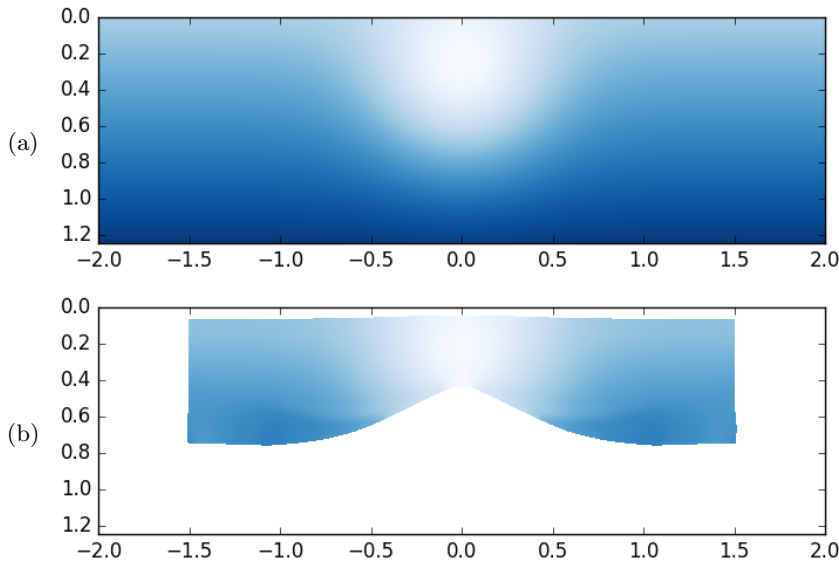


FIG. 5. (a) True wave speed c . (b) Reconstructed wave speed, plotted at the estimated coordinates given by $\Phi_{c,h}$.

ing spline to each of the reconstructed coordinates in the s -direction; that is, we fit a smoothing spline to the data sets $\{H_{c,h}x^k(y_i, s_j) : j = 1, \dots, N_{t,g}\}$ for $k = 1, 2$ for each $i = 1, \dots, N_{x,g}$. We then differentiate the resulting splines at s_j for $j = 1, \dots, N_{t,g}$ to approximate the derivatives $\partial_s H_{c,h}x^k(y_i, s_j)$ at each grid point. Finally, we estimate $c(\Phi_{c,h}(y_i, s_j))$ by calculating $|(\partial_s H_{c,h}x^1(y_i, s_j), \partial_s H_{c,h}x^2(y_i, s_j))|_e$. We plot the

results of this process in Figure 5, along with the true wave speed for comparison. We also compare the reconstructed wave speed against the true wave speed in Figure 6 along coordinate slices.

Inspecting the bottom row of Figure 6, we see that the reconstruction is generally good at the estimated points. In particular, the reconstruction quality generally decreases as s_j increases, which is expected, since the points $\Phi_{c,h}(y_i, s_j)$ with large s_j correspond to the points which are furthest from the set Γ . Hence the N-to-D data contains a shorter window of signal returns from these points, and thus less information about the wave speed there. We note that the reconstruction results presented here are qualitatively similar to the reconstruction results in [12].

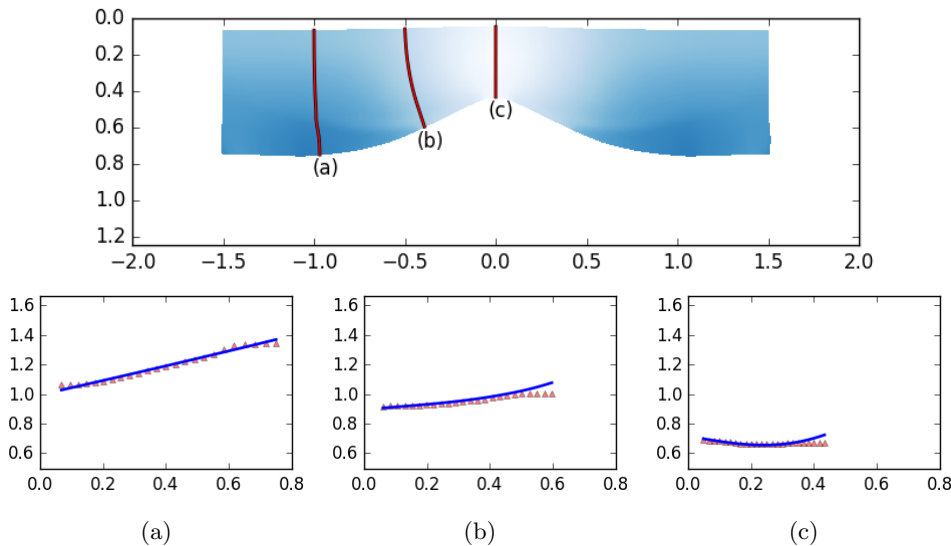


FIG. 6. Top: Reconstructed wave speed with three approximated geodesics. Bottom row: True wave speed (blue curve) and reconstructed wave speed (red triangles) evaluated at the estimated coordinates for each of the indicated geodesics. The x -axis denotes the x^2 -coordinate (depth) along the approximated geodesic. (Color available online.)

6.3. Future work. In future work, we intend to consider the effect that adding random noise to the data would have on the reconstruction results. In addition, we plan to carry out a computational experiment of the layer stripping method mentioned in the introduction. Essentially, this would consist of intertwining the wave speed reconstruction technique (described here) with the redatuming technique from [19].

Appendix A. Alternative sources for the computational experiment. In section 6.1, we remarked that the data used in the computational experiment could be approximately synthesized by postprocessing data from sources that are products of Gaussians in space and Ricker wavelets in time. Here, we describe how this may be accomplished.

Before discussing this point, we first note that $u^{If} = I(u^f)$, where I denotes the

integral $Ih(t, \cdot) := \int_0^t h(s, \cdot) ds$. To see this, we first observe that

$$\begin{aligned} \partial_t^2(Iu^f) &= \partial_t^2 \left(\int_0^t u^f(s, \cdot) ds \right) = \partial_t u^f(t, \cdot) = \int_0^t \partial_t^2 u^f(s, \cdot) ds - \partial_t u^f(0, \cdot) \\ &= \int_0^t c^2(x) \Delta u^f(s, \cdot) ds = c^2(x) \Delta(Iu^f). \end{aligned}$$

Here, we have used the fact that $\partial_t u^f(0, \cdot) = 0$ and $(\partial_t^2 - c^2(x)\Delta)u^f = 0$ since u^f solves (1). Likewise, because u^f solves (1), it follows that $\partial_n(Iu^f) = I(\partial_n u^f) = If$ and that $\partial_t Iu^f(0, \cdot) = u^f(0, \cdot) = 0$. Note also that $Iu^f(0, \cdot) = \int_0^0 u^f(s, \cdot) ds = 0$. Putting these observations together, we see that Iu^f satisfies

$$\begin{aligned} \partial_t^2 w - c^2(x) \Delta w &= 0 \quad \text{in } (0, \infty) \times M, \\ \partial_{\bar{n}} w|_{x \in \partial M} &= If, \\ w|_{t=0} = \partial_t w|_{t=0} &= 0, \end{aligned}$$

and hence Iu^f solves (1) with Neumann source If . Since solutions to (1) are unique, we see that $Iu^f = u^{If}$, as claimed. An immediate consequence is that

$$(30) \quad I\Lambda_{\Gamma, \mathcal{R}}^{2T} f = Iu^f|_{\mathcal{R}} = u^{If}|_{\mathcal{R}} = \Lambda_{\Gamma, \mathcal{R}}^{2T} If.$$

Thus, $\Lambda_{\Gamma, \mathcal{R}}^{2T} I^j f = I^j \Lambda_{\Gamma, \mathcal{R}}^{2T} f$ for $j \in \mathbb{N}$.

We now describe how the data used in the computational experiment can be approximately synthesized using sources that are products of Gaussians in space and Ricker wavelets in time. To that end, let $\psi_{i,j} = \partial_t^2 \varphi_{i,j}$, where $\varphi_{i,j}$ denotes the sources described in section 6.1. Since $\varphi_{i,j}$ is a product of Gaussians in both time and space, $\psi_{i,j}$ is a product of a Ricker wavelet in time (since it is the second time derivative of a Gaussian function) and a Gaussian in space. Then, observe that,

$$\varphi_{i,j}(t, x) = \varphi_{i,j}(0, x) + t\partial_t \varphi_{i,j}(0, x) + I^2 \psi_{i,j}(0, x).$$

Under the parameter choices for $\varphi_{i,j}$ used in the computational experiment, the first two terms are considerably smaller than the third for $i \geq 4$, since $t = 0$ belongs to the tail of the Gaussian $\varphi_{i,j}$. Likewise, for $i \leq 3$, the same comment holds if we replace $t = 0$ by the start time for the buffer interval, $t = -t_0$ (note that we would also need to replace $t = 0$ by $t = -t_0$ when applying I). In either event,

$$\varphi_{i,j} \approx I^2 \psi_{i,j}, \quad \text{and} \quad \Lambda_{\Gamma, \mathcal{R}}^{2T} \varphi_{i,j} \approx \Lambda_{\Gamma, \mathcal{R}}^{2T} (I^2 \psi_{i,j}) = I^2 (\Lambda_{\Gamma, \mathcal{R}}^{2T} \psi_{i,j}),$$

where the last equality holds by (30). For our particular setup, $I^2 (\Lambda_{\Gamma, \mathcal{R}}^{2T} \psi_{i,j})$ agreed with the data $\Lambda_{\Gamma, \mathcal{R}}^{2T} \varphi_{i,j}$ to within an error of about 1 part in 10^{-4} . Hence, the data $\Lambda_{\Gamma, \mathcal{R}}^{2T} \varphi_{i,j}$ that we have used in the computational experiment could be approximately synthesized by first using the (more) realistic sources $\psi_{i,j}$ to simulate the data $\Lambda_{\Gamma, \mathcal{R}}^{2T} \psi_{i,j}$ and then postprocessing these data by integrating twice in time.

REFERENCES

[1] G. BAL, *Hybrid inverse problems and internal functionals*, in *Inverse Problems and Applications: Inside Out. II*, Math. Sci. Res. Inst. Publ. 60, Cambridge University Press, Cambridge, UK, 2013, pp. 325–368.

- [2] C. BARDOS AND M. BELISHEV, *The wave shaping problem*, in Partial Differential Equations and Functional Analysis, J. Cea, D. Chenais, G. Geymonat, and J. Lions, eds., Progr. Nonlinear Differential Equations Appl. 22, Birkhäuser Boston, Boston, 1996, pp. 41–59, https://doi.org/10.1007/978-1-4612-2436-5_4.
- [3] L. BAUDOIN, M. DE BUHAN, AND S. ERVEDOZA, *Convergent algorithm based on Carleman estimates for the recovery of a potential in the wave equation*, SIAM J. Numer. Anal., 55 (2017), pp. 1578–1613, <https://doi.org/10.1137/16M1088776>.
- [4] L. BEILINA AND M. V. KLIBANOV, *A globally convergent numerical method for a coefficient inverse problem*, SIAM J. Sci. Comput., 31 (2008), pp. 478–509, <https://doi.org/10.1137/070711414>.
- [5] L. BEILINA AND M. V. KLIBANOV, *Approximate Global Convergence and Adaptivity for Coefficient Inverse Problems*, Springer, New York, 2012.
- [6] M. BELISHEV AND Y. Y. GOTLIB, *Dynamical variant of the BC-method: Theory and numerical testing*, J. Inverse Ill-Posed Probl., 7 (1999), pp. 221–240.
- [7] M. I. BELISHEV, *An approach to multidimensional inverse problems for the wave equation*, Dokl. Akad. Nauk SSSR, 297 (1987), pp. 524–527.
- [8] M. I. BELISHEV, *Wave bases in multidimensional inverse problems*, Mat. Sb., 180 (1989), pp. 584–602, 720.
- [9] M. I. BELISHEV, *Boundary control in reconstruction of manifolds and metrics (the BC method)*, Inverse Problems, 13 (1997), pp. R1–R45, <https://doi.org/10.1088/0266-5611/13/5/002>.
- [10] M. I. BELISHEV, *How to see waves under the Earth surface (the BC-method for geophysicists)*, in Ill-Posed and Inverse Problems, VSP, Zeist, The Netherlands, 2002, pp. 67–84.
- [11] M. I. BELISHEV, *Recent progress in the boundary control method*, Inverse Problems, 23 (2007), pp. R1–R67, <https://doi.org/10.1088/0266-5611/23/5/R01>.
- [12] M. I. BELISHEV, I. B. IVANOV, I. V. KUBYSHKIN, AND V. S. SEMENOV, *Numerical testing in determination of sound speed from a part of boundary by the BC-method*, J. Inverse Ill-Posed Probl., 24 (2016), pp. 159–180, <https://doi.org/10.1515/jiip-2015-0052>.
- [13] K. BINGHAM, Y. KURYLEV, M. LASSAS, AND S. SILTANEN, *Iterative time-reversal control for inverse problems*, Inverse Probl. Imaging, 2 (2008), pp. 63–81, <https://doi.org/10.3934/ipi.2008.2.63>.
- [14] R. BOSI, Y. KURYLEV, AND M. LASSAS, *Stability of the unique continuation for the wave operator via Tataru inequality and applications*, J. Differential Equations, 260 (2016), pp. 6451–6492, <https://doi.org/10.1016/j.jde.2015.12.043>.
- [15] R. BOSI, Y. KURYLEV, AND M. LASSAS, *Reconstruction and Stability in Gel'fand's Inverse Interior Spectral Problem*, preprint, <https://arxiv.org/abs/1702.07937>, 2017.
- [16] A. L. BUKHGEĪM AND M. V. KLIBANOV, *Uniqueness in the large of a class of multidimensional inverse problems*, Dokl. Akad. Nauk SSSR, 260 (1981), pp. 269–272.
- [17] M. DE HOOP, S. HOLMAN, E. IVERSEN, M. LASSAS, AND B. URSIN, *Reconstruction of a conformally Euclidean metric from local boundary diffraction travel times*, SIAM J. Math. Anal., 46 (2014), pp. 3705–3726, <https://doi.org/10.1137/130931291>.
- [18] M. V. DE HOOP, P. KEPLEY, AND L. OKSANEN, *On the construction of virtual interior point source travel time distances from the hyperbolic Neumann-to-Dirichlet map*, SIAM J. Appl. Math., 76 (2016), pp. 805–825, <https://doi.org/10.1137/15M1033010>.
- [19] M. V. DE HOOP, P. KEPLEY, AND L. OKSANEN, *An exact redatuming procedure for the inverse boundary value problem for the wave equation*, SIAM J. Appl. Math., 78 (2018), pp. 171–192, <https://doi.org/10.1137/16M1106729>.
- [20] H. W. ENGL, M. HANKE, AND A. NEUBAUER, *Regularization of Inverse Problems*, Math. Appl. 375, Kluwer, Dordrecht, The Netherlands, 1996.
- [21] G. ESKIN, *Inverse problems for general second order hyperbolic equations with time-dependent coefficients*, Bull. Math. Sci., 7 (2017), pp. 247–307, <https://doi.org/10.1007/s13373-017-0100-2>.
- [22] I. B. IVANOV, M. I. BELISHEV, AND V. S. SEMENOV, *The Reconstruction of Sound Speed in the Marmousi Model by the Boundary Control Method*, preprint, <https://arxiv.org/abs/1609.07586>, 2016.
- [23] S. IZUMINO, *Convergence of generalized inverses and spline projectors*, J. Approx. Theory, 38 (1983), pp. 269–278, [https://doi.org/10.1016/0021-9045\(83\)90133-8](https://doi.org/10.1016/0021-9045(83)90133-8).
- [24] A. KATCHALOV, Y. KURYLEV, AND M. LASSAS, *Inverse Boundary Spectral Problems*, Monographs and Surveys in Pure and Applied Mathematics 123, Chapman & Hall/CRC, Boca Raton, FL, 2001, <https://doi.org/10.1201/9781420036220>.
- [25] A. KATSUDA, Y. KURYLEV, AND M. LASSAS, *Stability of boundary distance representation and reconstruction of Riemannian manifolds*, Inverse Probl. Imaging, 1 (2007), pp. 135–157, <https://doi.org/10.3934/ipi.2007.1.135>.

- [26] A. KIRSCH, *An Introduction to the Mathematical Theory of Inverse Problems*, Springer, New York, 2011, <https://doi.org/10.1007/978-1-4419-8474-6>.
- [27] M. V. KLIBANOV, A. E. KOLESOV, L. NGUYEN, AND A. SULLIVAN, *Globally strictly convex cost functional for a 1-D inverse medium scattering problem with experimental data*, SIAM J. Appl. Math., 77 (2017), pp. 1733–1755, <https://doi.org/10.1137/17M1122487>.
- [28] M. V. KLIBANOV AND N. T. THÀNH, *Recovering dielectric constants of explosives via a globally strictly convex cost functional*, SIAM J. Appl. Math., 75 (2015), pp. 518–537, <https://doi.org/10.1137/140981198>.
- [29] Y. KURYLEV, *Multidimensional Gel'fand inverse problem and boundary distance map*, in *Inverse Problems Related with Geometry*, Proceedings of the Symposium at Tokyo Metropolitan University, 1997, pp. 1–15.
- [30] Y. KURYLEV, L. OKSANEN, AND G. P. PATERNAIN, *Inverse problems for the connection Laplacian*, J. Differential Geom., to appear; preprint, <https://arxiv.org/abs/1509.02645>, 2015.
- [31] S. LANG, *Real Analysis*, Addison-Wesley, Reading, MA, 1983.
- [32] C. LAURENT AND M. LÉAUTAUD, *Quantitative Unique Continuation for Operators with Partially Analytic Coefficients. Application to Approximate Control for Waves*, preprint, <https://arxiv.org/abs/1506.04254>, 2015.
- [33] S. LIU AND L. OKSANEN, *A Lipschitz stable reconstruction formula for the inverse problem for the wave equation*, Trans. Amer. Math. Soc., 368 (2016), pp. 319–335, <https://doi.org/10.1090/tran/6332>.
- [34] L. OKSANEN, *Solving an inverse problem for the wave equation by using a minimization algorithm and time-reversed measurements*, Inverse Problems Imaging, 5 (2011), pp. 731–744, <https://doi.org/10.3934/ipi.2011.5.731>.
- [35] L. OKSANEN, *Solving an inverse obstacle problem for the wave equation by using the boundary control method*, Inverse Problems, 29 (2013), 035004, <https://doi.org/10.1088/0266-5611/29/3/035004>.
- [36] L. OKSANEN AND G. UHLMANN, *Photoacoustic and thermoacoustic tomography with an uncertain wave speed*, Math. Res. Lett., 21 (2014), pp. 1199–1214, <https://doi.org/10.4310/MRL.2014.v21.n5.a13>.
- [37] L. PESTOV, V. BOLGOVA, AND O. KAZARINA, *Numerical recovering of a density by the BC-method*, Inverse Probl. Imaging, 4 (2010), pp. 703–712, <https://doi.org/10.3934/ipi.2010.4.703>.
- [38] L. PESTOV, G. UHLMANN, AND H. ZHOU, *An inverse kinematic problem with internal sources*, Inverse Problems, 31 (2015), 055006, <https://doi.org/10.1088/0266-5611/31/5/055006>.
- [39] W. W. SYMES, *The seismic reflection inverse problem*, Inverse Problems, 25 (2009), 123008, <https://doi.org/10.1088/0266-5611/25/12/123008>.
- [40] D. TATARU, *Unique continuation for solutions to PDEs; between Hörmander's theorem and Holmgren's theorem*, Comm. Partial Differential Equations, 20 (1995), pp. 855–884, <https://doi.org/10.1080/03605309508821117>.
- [41] D. TATARU, *On the regularity of boundary traces for the wave equation*, Ann. Scuola Norm. Sup. Pisa Cl. Sci. (4), 26 (1998), pp. 185–206.