

This is a repository copy of *Optimal Charge-to-Spin Conversion in Graphene on Transition-Metal Dichalcogenides*.

White Rose Research Online URL for this paper:
<https://eprints.whiterose.ac.uk/124192/>

Version: Published Version

Article:

Offidani, Manuel orcid.org/0000-0002-3500-8198, Milletari, Mirco, Raimondi, Roberto et al. (1 more author) (2017) Optimal Charge-to-Spin Conversion in Graphene on Transition-Metal Dichalcogenides. *Physical Review Letters*. 196801. ISSN 1079-7114

<https://doi.org/10.1103/PhysRevLett.119.196801>

Reuse

Items deposited in White Rose Research Online are protected by copyright, with all rights reserved unless indicated otherwise. They may be downloaded and/or printed for private study, or other acts as permitted by national copyright laws. The publisher or other rights holders may allow further reproduction and re-use of the full text version. This is indicated by the licence information on the White Rose Research Online record for the item.

Takedown

If you consider content in White Rose Research Online to be in breach of UK law, please notify us by emailing eprints@whiterose.ac.uk including the URL of the record and the reason for the withdrawal request.

Optimal Charge-to-Spin Conversion in Graphene on Transition-Metal Dichalcogenides

Manuel Offidani,¹ Mirco Milletari,^{2,3,*} Roberto Raimondi,² and Aires Ferreira^{1,†}

¹*Department of Physics, University of York, York YO10 5DD, United Kingdom*

²*Dipartimento di Matematica e Fisica, Università Roma Tre, 00146 Rome, Italy*

³*Bioinformatics Institute, Agency for Science, Technology and Research (A*STAR), Singapore 138671, Singapore*

(Received 3 July 2017; published 7 November 2017)

When graphene is placed on a monolayer of semiconducting transition metal dichalcogenide (TMD) its band structure develops rich spin textures due to proximity spin-orbital effects with interfacial breaking of inversion symmetry. In this work, we show that the characteristic spin winding of low-energy states in graphene on a TMD monolayer enables current-driven spin polarization, a phenomenon known as the inverse spin galvanic effect (ISGE). By introducing a proper figure of merit, we quantify the efficiency of charge-to-spin conversion and show it is close to unity when the Fermi level approaches the spin minority band. Remarkably, at high electronic density, even though subbands with opposite spin helicities are occupied, the efficiency decays only algebraically. The giant ISGE predicted for graphene on TMD monolayers is robust against disorder and remains large at room temperature.

DOI: 10.1103/PhysRevLett.119.196801

In the past decade, graphene has emerged as a strong contender for next-generation spintronic devices due to its long spin diffusion lengths at room temperature and gate tunable spin transport [1]. However, the lack of a band gap and its weak spin-orbit coupling (SOC) pose major limitations for injection and control of spin currents. In this regard, van der Waals heterostructures [2] built from stacks of graphene and other two-dimensional (2D) materials hold great promise [3]. The widely tunable electronic properties in vertically stacked 2D crystals offer a practical route to overcome the weaknesses of graphene [4]. An ideal match to graphene are group-VI dichalcogenides MX_2 (e.g., $M = \text{Mo}, \text{W}$; $X = \text{S}, \text{Se}$). The lack of inversion symmetry in TMD monolayers enables spin- and valley-selective light absorption [5], thus providing all-optical methods for manipulation of internal degrees of freedom [6]. The optical injection of spin currents across graphene-TMD interfaces has been recently reported [7,8], following a theoretical proposal [9]. Furthermore, electronic structure calculations show that spin-orbital effects in graphene on a TMD are greatly enhanced [10,11], consistent with the SOC fingerprints in transport measurements [11–14], pointing to Rashba-Bychkov (RB) SOC in the range of 1–10 meV.

In this Letter, we show that the SOC enhancement in graphene on a TMD monolayer allows for current-induced spin polarization, a relativistic transport phenomenon commonly known as the inverse spin galvanic effect (ISGE) or the Edelstein effect [15]. In the search for novel spintronic materials, the role of the ISGE, together with its Onsager reciprocal—the spin-galvanic effect—is gaining strength, with experimental reports in spin-split 2D electron gases formed in Bi/Ag and $\text{LaAlO}_3/\text{SrTiO}_3$, as well as in topological insulator (TI) α -Sn thin films [16–18]. In addition, the enhancement of nonequilibrium spin polarization has been proposed in a ferromagnetic TMD and

magnetically doped TI/graphene [19]. The robust ISGE in nonmagnetic graphene/TMD heterostructures predicted here promises unique advantages for low-power charge-to-spin conversion (CSC), including the tuning of spin polarization by a gate voltage. Moreover, owing to the Dirac character of interfacial states in graphene on a TMD monolayer, the ISGE shows striking similarities to CSC mediated by ideal topologically protected surface states [20], allowing nearly optimal CSC. We quantify the CSC efficiency as a function of the scattering strength, and show it can be as great as $\approx 30\%$ at room temperature (for a typical spin-orbit energy scale smaller than $k_B T$).

The model.—The electronic structure of graphene on a TMD monolayer (G/TMD) is well described at low energies by a Dirac model in two spatial dimensions [10,11],

$$H_{0\mathbf{k}} = \tau_z [v\boldsymbol{\sigma} \cdot \mathbf{k} + \lambda(\boldsymbol{\sigma} \times \mathbf{s}) \cdot \hat{\mathbf{z}} + \Delta\sigma_z + \lambda_{sv}s_z], \quad (1)$$

where $\mathbf{k} = (k_x, k_y)$ is the 2D wave vector around a Dirac point, v is the Fermi velocity of massless Dirac electrons ($v \approx 10^6$ m/s), and σ_i, s_i, τ_i ($i = x, y, z$) are Pauli matrices associated with the sublattice, spin, and valley subspaces, respectively. The momentum-independent terms in Eq. (1) describe a RB effect resulting from the interfacial breaking of inversion symmetry (λ), and staggered (Δ) and spin-valley (λ_{sv}) interactions due to broken sublattice symmetry $C_{6v} \rightarrow C_{3v}$ [see Fig. 1(a)]. The Dirac Hamiltonian $H_{0\mathbf{k}}$ contains all substrate-induced terms (to lowest order in \mathbf{k}) that are compatible with time-reversal symmetry and the point group C_{3v} [21], except for a Kane-Mele SOC term ($\propto \sigma_z s_z$), which is too weak [22,23] to manifest in transport and can be safely neglected. The dispersion relation associated with $H_{0\mathbf{k}}$ for each valley $\tau \equiv \tau_z = \pm 1$ consists of two pairs of spin split Dirac bands (omitting \hbar),

$$\epsilon_{\tau\zeta}(k) = \pm\tau\sqrt{v^2k^2 + \Delta_\zeta^2(k)}, \quad (2)$$

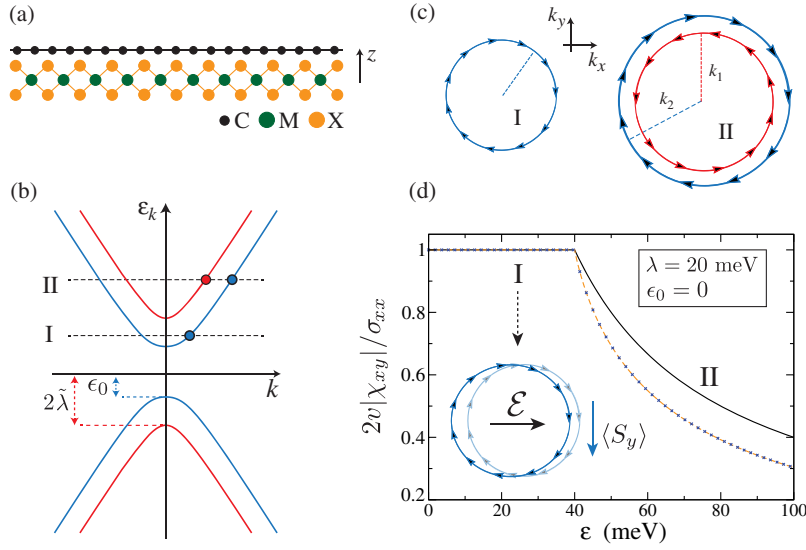


FIG. 1. (a) Graphene on a MX_2 monolayer. (b) Typical band structure with spin-split bands with opposite spin helicity. (c) Tangential winding of spin texture in regimes I and II. (d) Ratio between the static spin-charge susceptibility and charge conductivity (in units of $2v$) [thick line (Born limit); dashed line (strong scattering limit, $u_0 \rightarrow \infty$)].

where $k \equiv |\mathbf{k}|$, $\zeta = \pm 1$ is the spin-helicity index and

$$\Delta_\zeta^2(k) = \Delta^2 + \lambda_{sv}^2 + 2\lambda^2 + 2\zeta \sqrt{(\lambda^2 - \Delta\lambda_{sv})^2 + v^2 k^2 (\lambda^2 + \lambda_{sv}^2)}. \quad (3)$$

A typical spectrum is shown in Fig. 1(b). The spin texture associated with each band reads

$$\langle \mathbf{s} \rangle_{\alpha\mathbf{k}} = -\zeta q(k) (\hat{\mathbf{k}} \times \hat{\mathbf{z}}) + m_\alpha^z(k) \hat{\mathbf{z}}, \quad (4)$$

where $\alpha \equiv (\tau\zeta)$. The first term describes the spin winding generated by the RB effect [Fig. 1(c)] and the second its out-of-plane tilting due to the broken sublattice symmetry. The entanglement between spin and sublattice degrees of freedom generates a nontrivial k dependence in the spin texture. For example, in the minimal model with only RB interaction, $q(k)$ coincides with the band velocity (in units of v), while $m_\alpha^z = 0$; i.e., the spin texture is fully in plane [24]. When all interactions in Eq. (1) are included, we find

$$q(k) = \frac{vk\lambda}{\sqrt{(\Delta\lambda_{sv} - \lambda^2)^2 + v^2 k^2 (\lambda^2 + \lambda_{sv}^2)}}. \quad (5)$$

The breaking of sublattice symmetry modifies the spin texture, with both valleys acquiring a spin polarization in the $\hat{\mathbf{z}}$ direction, consistent with first-principles studies [10]. The explicit form of $m_\alpha^z(k)$ is too cumbersome to be presented. Here, it is sufficient to note that $|m_\alpha^z(k=0)| = 1$ with $|m_\alpha^z(k)|$ decaying to zero away from the Dirac point [25]. Finally, due to time-reversal symmetry the $\hat{\mathbf{z}}$ polarizations at inequivalent valleys are opposite. For energies within the Rashba pseudogap (RPG), that is, $\epsilon_0 \equiv |\epsilon_{\tau-}(0)| < |\epsilon| < 2\tilde{\lambda} \equiv |\epsilon_{\tau+}(0)|$, the Fermi surface is simply connected. Hence, at low energies, the electronic states have

well-defined spin helicity [Figs. 1(b)–1(c)]. This feature of G/TMD interfacial states is reminiscent of spin-momentum locking in topologically protected surface states [20], hinting at efficient CSC.

Semiclassical argument.—The efficiency of CSC can be demonstrated using a simple semiclassical argument. For ease of notation, hereafter we employ natural units ($e \equiv 1 \equiv \hbar$). Under a dc electric field, say $\vec{\mathcal{E}} = \mathcal{E}\hat{\mathbf{x}}$, the $\hat{\mathbf{y}}$ -polarization spin density in the steady state reads $\langle S_y \rangle = \sum_\alpha \int (d\mathbf{k}) \frac{1}{2} \langle s_y \rangle_{\alpha\mathbf{k}} \delta f_{\alpha\mathbf{k}}$, where $\delta f_{\alpha\mathbf{k}}$ is the deviation of the quasiparticle distribution function with respect to equilibrium and $(d\mathbf{k}) \equiv d^2\mathbf{k}/4\pi^2$. Owing to the tangential winding of the in-plane spin texture, only the longitudinal component of the quasiparticle distribution function $\delta f_{\alpha\mathbf{k}}^{\parallel} \equiv g_\alpha(k) \hat{\mathbf{k}} \cdot \hat{\mathbf{k}}_x$ contributes to the integral. At zero temperature $g_\alpha(k) = \mp \mathcal{E} v_{\alpha k} \tau_{* \alpha k} \delta(\epsilon_\alpha(k) - \epsilon)$, where $v_{\alpha k} = \partial_k \epsilon_\alpha(k)$ is the band velocity, $\tau_{* \alpha k}$ is the longitudinal transport time, and ϵ is the Fermi energy (\mp for electron or holes). For energies inside the RPG (regime I), one easily finds

$$\langle S_y \rangle_I = \mp \frac{\mathcal{E}}{4\pi} q(k_F) k_F \tau_*, \quad (6)$$

where k_F is the Fermi momentum and $\tau_* = \tau_{*(\tau-)k_F}$ (assumed valley independent for simplicity). The charge current density $\langle J_x \rangle = -v \sum_\alpha \int (d\mathbf{k}) \langle \tau_z \sigma_x \rangle_{\alpha\mathbf{k}} \delta f_{\alpha\mathbf{k}}$ can be computed following identical steps. We obtain

$$\langle J_x \rangle_I = \frac{\mathcal{E}}{2\pi} v_F k_F \tau_*, \quad (7)$$

where $v_F = |v_{\tau-}(k_F)|$. The implications of our results are best illustrated by considering the minimal model, for

which $\varrho(k_F) = v_F/v$ and thus $\langle S_y \rangle_I = \mp \langle J_x \rangle_I / (2v)$. Figure 1(d) shows the ratio of $\langle S_y \rangle / \langle J_x \rangle$ in the linear response regime computed according to the Kubo formula, confirming the linear proportionality $\langle S_y \rangle_I \propto \langle J_x \rangle_I$. The well-defined spin winding direction in regime I, responsible for the semiclassical form of the nonequilibrium spin polarization [Eq. (6)], automatically implies a large ISGE in the clean limit. Generally, the CSC is optimal near the RPG edges, where $|\varrho|$ is the largest in regime I. In this energy range, the CSC is only limited by the electronic mobility, i.e., $|\langle S_y \rangle_I \approx \langle J_x \rangle_I / (2v_F) \propto (k_F \tau_*) \mathcal{E}$. These considerations show that $|\varrho| \equiv |\langle S_y \rangle| / (2v_F \langle J_x \rangle)$ is the proper figure of merit in regime I. For models with $|\lambda_{sv}| \ll |\lambda|$, the efficiency is nearly saturated,

$$\max_{\epsilon \in I, \lambda_{sv}=0} |\varrho(k(\epsilon))| = 2\sqrt{2}/3 \approx 0.94, \quad (8)$$

and is generally close to unity for not too large spin-valley coupling [25]. In regime II, both spin helicities $\zeta = \pm 1$ contribute to the nonequilibrium spin density, resulting in a decay of the CSC rate. Here, $|\varrho|$ is not a suitable figure of merit and an alternative must be sought. As we show later, in this regime ($|\epsilon| > 2\lambda$) the CSC efficiency exhibits an algebraic decay law, enabling a remarkably robust ISGE in typical experimental conditions.

Quantum treatment.—To evaluate the full energy dependence of the ISGE, we employ the self-consistent diagrammatic approach developed by two of us in Ref. [28]. Despite the complexity of the Hamiltonian (1), one can solve the Bethe-Salpeter equations for the T -matrix ladder. This provides accurate results in the regime $k_F v_F \tau_* \gg 1$. The zero-temperature spin density–charge current response function reads

$$\chi_{yx}(\omega = 0) = \frac{1}{2\pi\Omega} \langle \text{Tr}[S_y G^+ J_x G^-] \rangle, \quad (9)$$

where $G^\pm = (\epsilon - H \pm i0^+)^{-1}$ is the Green's function in the retarded or advanced sector of disordered G/TMD. Here, Tr denotes the trace over internal and motional degrees of freedom, $\langle \dots \rangle$ stands for the disorder average, and Ω is the area. In the diagrammatic approach, the disorder enters as a self-energy, Σ^a ($a = \pm$), “dressing” the single-particle Green's functions, and as vertex corrections in the electron-hole propagator [Fig. 2(a)]. Since the response functions of interest are determined by the same relaxation time τ_* , the CSC is expected to be little sensitive to the disorder type as long as the latter is nonmagnetic. For practical purposes, we use a model of short-range scalar impurities, $V(\mathbf{x}) = u_0 \sum_{i=1}^N \delta(\mathbf{x} - \mathbf{x}_i)$, where $\{\mathbf{x}_i = (x_i, y_i)\}$ are random impurity locations and u_0 parametrizes their strength. This choice will enable us to establish key analytical results across weak (Born) and strong (unitary) scattering regimes.

We first evaluate Eq. (9) for models with fully in-plane spin texture, $\Delta, \lambda_{sv} = 0$. For ease of notation, we assume $\epsilon, \lambda > 0$ in what follows. The self-energy is given by

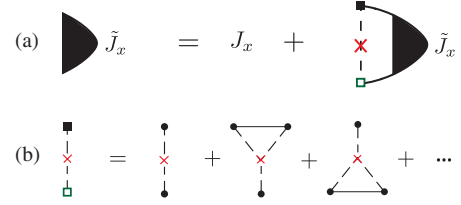


FIG. 2. Diagrammatic expansion of the response function. (a) Bethe-Salpeter equation for the charge current vertex in the R - A sector. (b) Skeleton expansion of the T -matrix ladder. The full (open) square denotes a T (T^+) matrix insertion, while the circles represent electron-impurity interaction vertices. The red \times stands for impurity density insertion (n).

$\Sigma^a = nT^a$, where $T^a = (u_0^{-1} \mathbb{1} - g_0^a)^{-1}$ and $n = N/\Omega$ is the impurity areal density. Moreover, $g_0^a \equiv \int (d\mathbf{k}) G_{0\mathbf{k}}^a$ and $G_{0\mathbf{k}}^\pm = (\epsilon - H_{0\mathbf{k}} \pm i0^+)^{-1}$ is the bare Green's function. Neglecting the real part of Σ^a , we have

$$\Sigma^\pm = \mp in(\eta_0 \gamma_0 + \eta_3 \gamma_{\text{KM}} + \eta_r \gamma_r), \quad (10)$$

where $\gamma_0 = \tau_0 \sigma_0 s_0$ (identity), $\gamma_r = \tau_z (\boldsymbol{\sigma} \times \mathbf{s}) \cdot \hat{\mathbf{z}}$, $\gamma_{\text{KM}} = \tau_0 \sigma_z s_z$, and in the weak scattering limit

$$\eta_0 = \frac{u_0^2}{8v^2} (\epsilon + \lambda), \quad \eta_3 = \frac{u_0^2}{8v^2} \lambda, \quad \eta_r = -\frac{u_0^2}{16v^2} \epsilon, \quad (11)$$

inside the RPG and $\eta_0 = u_0^2 \epsilon / 4v^2$ and $\eta_{\text{KM}} = \eta_r = 0$ for $\epsilon > 2\lambda$ (see Ref. [25] for full T -matrix expressions). The rich matrix structure in Eq. (10) stems from the chiral (pseudospin) character of quasiparticles. In contrast, in the 2D electron gas with RB spin-orbit interaction, the self-energy due to spin-independent impurities is a scalar in all regimes [29]. Next, we evaluate the disorder averaged Green's function $G_{\mathbf{k}}^a = [(G_{0\mathbf{k}}^a)^{-1} - \Sigma^a]^{-1}$. We define $\epsilon^a = \epsilon + ian\eta_0$, $\lambda^a = \lambda - ian\eta_r$, and $m^a = ian\eta_3$, which represent an energy shift, a renormalized RB coupling, and a random SOC gap, respectively. After tedious but straightforward algebra we find

$$G_{\mathbf{k}}^a = - \left[(\epsilon^a L_+^a + \lambda^a L_-^a) \gamma_0 + v L_+^a \tau_z \boldsymbol{\sigma} \cdot \mathbf{k} - \frac{1}{2} (\epsilon^a - m^a) L_-^a \gamma_r + (m^a L_+^a + \lambda^a L_-^a) \gamma_{\text{KM}} - v L_-^a \gamma_{v\mathbf{k}} + \Gamma_{\mathbf{k}}^a \right], \quad (12)$$

where $L_\pm^a = (L_1^a \pm L_2^a)/2$ with

$$L_{1(2)}^a = [v^2 k^2 - (\epsilon^a - m^a)(\epsilon^a + m^a \pm 2\lambda^a)]^{-1}, \quad (13)$$

$\gamma_{v\mathbf{k}} = \tau_0 \sigma_0 (\hat{\mathbf{k}} \times \mathbf{s}) \cdot \hat{\mathbf{z}}$, and $\Gamma_{\mathbf{k}}^a$ is a k_i -quadratic term [25]. The last step consists of evaluating the vertex corrections. The renormalized charge current vertex satisfies the Bethe-Salpeter equation

$$\tilde{J}_x = J_x + n \int (d\mathbf{k}) \{T^+ \mathcal{G}_\mathbf{k}^+ \tilde{J}_x \mathcal{G}_\mathbf{k}^- T^-\}. \quad (14)$$

The infinite set of noncrossing diagrams generated by the T -matrix ladder describes incoherent multiple scattering events at all orders in the scattering strength u_0 [Fig. 2(b)], yielding an accurate description of spin-orbit coupled transport phenomena in the dilute regime [28]. To solve Eq. (14), we decompose \tilde{J}_x as $\tilde{J}_x = \tilde{J}_x^{\mu\nu\rho} \tau_\mu \sigma_\nu s_\rho$, where the repeated indices $\mu, \nu, \rho \equiv \{0, i\}$ are summed over. The number of nonzero components $\tilde{J}_x^{\mu\nu\rho}$ is constrained to only 4 by the symmetries of G/TMD [30]: $(\mu, \nu, \rho) = \{(0, 0, y), (z, x, 0), (0, z, x), (z, y, z)\}$. Exploring the properties of the Clifford algebra, one can show that the nonzero vertex components have a one-to-one correspondence to their associated nonequilibrium response functions [31]. This allows us to express χ_{yx} in terms of the spin density component only, $\tilde{J}_x^s \equiv \tilde{J}_x^{00y}$, i.e., $\chi_{yx} = F_s(u_0) \tilde{J}_x^s$, where

$$\tilde{J}_x^s = -\frac{v \epsilon^2 (\epsilon + 2\lambda) + \theta(\epsilon - 2\lambda)(8\lambda^3 - \epsilon^3)}{\epsilon^2 + 4\lambda^2} + \epsilon_\Lambda. \quad (15)$$

Here, θ is the Heaviside step function and ϵ_Λ is a weak correction logarithmic in the ultraviolet cutoff Λ set by the inverse of the lattice scale [32]. Finally, $F_s(u_0)$ is a complicated function, which in the Gaussian and unitary scattering limits takes the form

$$F_s(u_0) = \frac{1}{2\pi n} \times \begin{cases} \frac{4}{u_0^2}, & |g_0^+ u_0| \ll 1, \\ \left(\frac{\epsilon}{2\pi v^2} \log \left| \frac{\Lambda^2}{\epsilon \sqrt{\epsilon^2 - 4\lambda^2}} \right| \right)^2, & |u_0| \rightarrow \infty, \end{cases} \quad (16)$$

respectively. Analogously, we can determine the expression for the charge conductivity $\sigma_{xx} = F_c(u_0) \tilde{J}_x^c$ with $\tilde{J}_x^c \equiv \tilde{J}_x^{zx0}$ [25]. The CSC rate can now be determined,

$$-\frac{2v\chi_{yx}}{\sigma_{xx}} = \theta(2\lambda - \epsilon) + \frac{2\lambda}{\epsilon} g(u_0, \epsilon) \theta(\epsilon - 2\lambda), \quad (17)$$

where $g(u_0, \epsilon = 2\lambda) = 1$ and deviates only slightly from this value when u_0 is large and for $\epsilon > 2\lambda$ [see Fig. 1(d)]. The central result (17) puts our earlier semiclassical argument on firm grounds, and shows that the CSC is little affected by the disorder strength outside the RPG.

Discussions.—In realistic G/TMD heterostructures, Δ and λ_{sv} can be comparable to the RB coupling [10], leading to major modifications in the band structure. Nevertheless, a thorough analysis, summarized in Fig. 3, shows that the ISGE remains robust. For instance, for $|\lambda_{sv}| \ll \lambda, |\Delta|$, the k dependence of the in-plane spin texture is virtually unaffected [Eq. (5)]. Thus, according to the semiclassical results the CSC efficiency should be high at the RPG edge. This is confirmed by a numerical inversion of the Bethe-Salpeter equations in the full model. The figure of merit γ plotted in Fig. 3 reaches its predicted optimal value [Eq. (8)]. When the spin-valley coupling is significant, the in-plane spin texture shrinks; however, the CSC efficiency remains sizeable [Fig. 3(b)]. Outside the RPG, the definition of the efficiency γ is complicated due to the coexistence of

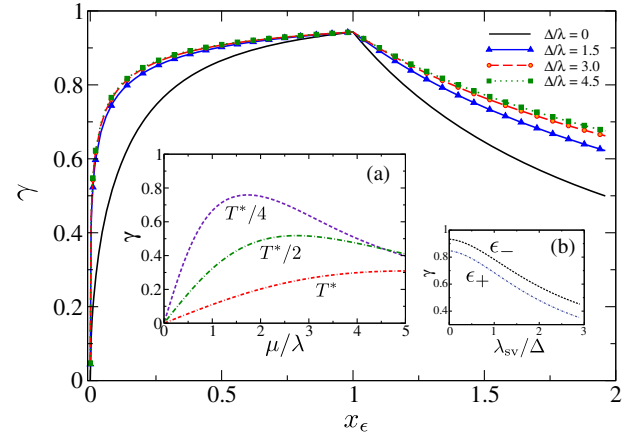


FIG. 3. Main figure: Fermi energy dependence of the ISGE efficiency at selected values of Δ for $\lambda = 15$ meV and $\lambda_{sv} = 0$. The x axis is rescaled as $x_\epsilon = |\epsilon - \epsilon_0| / |2\tilde{\lambda} - \epsilon_0|$ for clarity. Insets: (a) γ as function of chemical potential μ at selected temperatures for a prototypical heterostructure with $\lambda = 10$ meV, $\lambda_{sv} = \Delta = 0$ (Ref. [13]); $k_B T^* = 25$ meV (room temperature). (b) Variation of γ with λ_{sv} for a Fermi energy slightly below (above) the RPG's edge $[\epsilon_\pm = 2\tilde{\lambda} \times (1.00 \pm 0.05)]$ for $\Delta = \lambda/2$ and $\lambda = 15$ meV. All calculations are performed in the weak scattering limit.

counterrotating spins. To analyze this regime, we employ a heuristic definition satisfying the conditions (i) $0 \leq \gamma \leq 1$ for all parameters, (ii) γ decays for $\epsilon \gg 2\tilde{\lambda}$ due to the collapsing of spin-split Fermi rings, and (iii) γ is continuous across the RPG. Since the band velocity saturates quickly to its upper bound ($= v$), we use its value at the RPG edge as representative for the regime II, which lead us to the following definition

$$\gamma = \frac{2|\chi_{yx}|}{\sigma_{xx}} \times \begin{cases} v_F(\epsilon), & \epsilon < 2\tilde{\lambda}, \\ v_F(2\tilde{\lambda}), & \epsilon \geq 2\tilde{\lambda}, \end{cases} \quad (18)$$

where $v_F(\epsilon) \equiv |v_{\tau-}(k(\epsilon))|$. Consistent with the rate derived for the minimal model (17), the asymptotic behavior of γ is of the power-law type, and thus the CSC remains robust in the accessible range of electronic densities. A relevant question is how much efficiency is lost due to thermal fluctuations. Figure 3(b) shows the CSC figure of merit at selected temperatures in the weak scattering limit (see Ref. [25] for methods). Since the $T = 0$ ratio decays slowly in regime II, the smearing caused by thermal activation is ineffective, allowing a giant ISGE at room temperature, e.g., $\gamma_{\text{room}} \approx 0.3$ for a chemical potential $\mu \approx 5\lambda \approx 50$ meV. We finally comment on the rippling of the graphene surface and imperfections causing local variations in the RPG [33]. Inhomogeneities in the spin-orbit energy scales are expected to be small in samples with a strong interfacial effect [34]. As long as $|\lambda(\mathbf{x}) - \lambda| \ll \lambda$, the random spin-orbit field acts merely as an additional source of scattering [25], which according to our findings would not affect the ISGE efficiency.

In conclusion, we have presented a rigorous theory of the inverse spin galvanic effect for graphene on transition-metal dichalcogenide monolayers. We introduced a figure of merit

for charge-to-spin conversion and show it attains values close to unity at the minority spin band edge. The effect is robust against nonmagnetic disorder and remains large at room temperature. The current-driven spin polarization is only limited by the electronic mobility, and thus it is expected to achieve unprecedentedly large values in ultraclean samples. Our results are also relevant for group-IV honeycomb layers [35], which are described by similar Dirac models.

The codes used for all numerical analyses are available from the Figshare database, under the Ref. [36].

M.M. thanks C. Verma for his hospitality at the Bioinformatics Institute in Singapore. A.F. gratefully acknowledges financial support from the Royal Society (U.K.) through a Royal Society University Research Fellowship. R.R. acknowledges the hospitality of CA2DM at NUS under Grant No. R-723-000-009-281 (GL 769105). M. O. and A. F. acknowledge funding from EPSRC (Grant No. EP/N004817/1).

*milletari@gmail.com

†aires.ferreira@york.ac.uk

- [1] W. Han, R. K. Kawakami, M. Gmitra, and J. Fabian, *Nat. Nanotechnol.* **9**, 794 (2014).
- [2] A. K. Geim and I. V. Grigorieva, *Nature (London)* **499**, 419 (2013).
- [3] A. Soumyanarayanan, N. Reyren, A. Fert, and C. Panagopoulos, *Nature (London)* **539**, 509 (2016).
- [4] L. Britnell *et al.*, *Science* **340**, 1311 (2013); A. V. Kretinin *et al.*, *Nano Lett.* **14**, 3270 (2014); H. Fang *et al.*, *Proc. Natl. Acad. Sci. U.S.A.* **111**, 6198 (2014); F. Withers *et al.*, *Nat. Mater.* **14**, 301 (2015); T. Shen, A. V. Penumatcha, and J. Appenzeller, *ACS Nano* **10**, 4712 (2016).
- [5] Z. Y. Zhu, Y. C. Cheng, and U. Schwingenschlogl, *Phys. Rev. B* **84**, 153402 (2011); D. Xiao, G. B. Liu, W. Feng, X. Xu, and W. Yao, *Phys. Rev. Lett.* **108**, 196802 (2012); K. F. Mak, K. He, J. Shan, and T. F. Heinz, *Nat. Nanotechnol.* **7**, 494 (2012); H. Zeng, J. Dai, W. Yao, D. Xiao, and X. Cui, *Nat. Nanotechnol.* **7**, 490 (2012).
- [6] R. A. Muniz and J. E. Sipe, *Phys. Rev. B* **91**, 085404 (2015).
- [7] Y. K. Luo, J. Xu, T. Zhu, G. Wu, E. J. McCormick, W. Zhan, M. R. Neupane, and R. K. Kawakami, *Nano Lett.* **17**, 3877 (2017).
- [8] A. Avsar *et al.*, [arXiv:1705.10267](https://arxiv.org/abs/1705.10267).
- [9] M. Gmitra and J. Fabian, *Phys. Rev. B* **92**, 155403 (2015).
- [10] M. Gmitra, D. Kochan, P. Hogg, and J. Fabian, *Phys. Rev. B* **93**, 155104 (2016).
- [11] Z. Wang, D.-K. Ki, H. Chen, H. Berger, A. H. MacDonald, and A. F. Morpurgo, *Nat. Commun.* **6**, 8339 (2015).
- [12] A. Avsar *et al.*, *Nat. Commun.* **5**, 4875 (2014).
- [13] Z. Wang, D. K. Ki, J. Y. Khoo, D. Mauro, H. Berger, L. S. Levitov, and A. F. Morpurgo, *Phys. Rev. X* **6**, 041020 (2016).
- [14] T. Völkl, T. Rockinger, M. Drienovsky, K. Watanabe, T. Taniguchi, D. Weiss, and J. Eroms, *Phys. Rev. B* **96**, 125405 (2017).
- [15] E. I. Rashba, *Sov. Phys. Solid State* **2**, 1109 (1960); E. L. Ivchenko and G. E. Pikus, *JETP Lett.* **27**, 604 (1978); E. L. Ivchenko, Y. B. Lyanda-Geller, and G. E. Pikus, *JETP Lett.* **50**, 175 (1989); A. G. Aronov and Y. B. Lyanda-Geller, *JETP Lett.* **50**, 431 (1989); V. M. Edelstein, *Solid State Commun.* **73**, 233 (1990).
- [16] J. R. Sánchez, L. Vila, G. Desfonds, S. Gambarelli, J. P. Attané, J. M. De Teresa, C. Magén, and A. Fert, *Nat. Commun.* **4**, 2944 (2013).
- [17] J. C. Rojas-Sanchez, S. Oyarzun, Y. Fu, A. Marty, C. Vergnaud, S. Gambarelli, L. Vila, M. Jamet, Y. Ohtsubo, A. Taleb-Ibrahimi, P. LeFevre, F. Bertran, N. Reyren, J. M. George, and A. Fert, *Phys. Rev. Lett.* **116**, 096602 (2016).
- [18] E. Lesne *et al.*, *Nat. Mater.* **15**, 1261 (2016).
- [19] M. Rodriguez-Vega, G. Schwieter, J. Sinova, and E. Rossi, [arXiv:1610.04229](https://arxiv.org/abs/1610.04229); X. Li, H. Chen, and Q. Niu, [arXiv:1707.04548](https://arxiv.org/abs/1707.04548).
- [20] P. Schwab, R. Raimondi, and C. Gorini, *Europhys. Lett.* **93**, 67004 (2011).
- [21] D. Kochan, S. Irmer, and J. Fabian, *Phys. Rev. B* **95**, 165415 (2017).
- [22] D. Huertas-Hernando, F. Guinea, and A. Brataas, *Phys. Rev. B* **74**, 155426 (2006).
- [23] S. Konschuh, M. Gmitra, and J. Fabian, *Phys. Rev. B* **82**, 245412 (2010).
- [24] E. I. Rashba, *Phys. Rev. B* **79**, 161409 (2009).
- [25] See Supplemental Material at <http://link.aps.org/supplemental/10.1103/PhysRevLett.119.196801> for explicit expressions and further discussions, which includes Refs. [26, 27].
- [26] M. A. H. Vozmediano, *Phil. Trans. R. Soc. A* **369**, 2625 (2011).
- [27] C. Huang, Y. D. Chong, and M. A. Cazalilla, *Phys. Rev. B* **94**, 085414 (2016).
- [28] M. Milletari and A. Ferreira, *Phys. Rev. B* **94**, 134202 (2016); **94**, 201402 (2016).
- [29] P. Schwab and R. Raimondi, *Eur. Phys. J. B* **25**, 483 (2002).
- [30] Invariance under mirror reflection about \hat{x} -axis and isospin rotations, $\Lambda_z = \tau_z$, reduces Eq. (14) to a set of 8×8 coupled equations. In addition, the minimal Dirac-Rashba model is invariant under a rotation of π exchanging sublattices, C_2 , and $\Lambda_{x,y} = \tau_{x,y} \sigma_z$, leading to only four allowed components.
- [31] M. Milletari, M. Offidani, A. Ferreira, and R. Raimondi, [arXiv:1705.08898](https://arxiv.org/abs/1705.08898).
- [32] A. Ferreira, J. Viana-Gomes, J. Nilsson, E. R. Mucciolo, N. M. R. Peres, and A. H. C. Neto, *Phys. Rev. B* **83**, 165402 (2011).
- [33] M. B. Lundeberg and J. A. Folk, *Phys. Rev. Lett.* **105**, 146804 (2010); V. K. Dugaev, E. Y. Sherman, and J. Barnaś, *Phys. Rev. B* **83**, 085306 (2011); I. M. Vicent, H. Ochoa, and F. Guinea, *Phys. Rev. B* **95**, 195402 (2017).
- [34] B. Yang, M. Lohmann, D. Barroso, I. Liao, Z. Lin, Y. Liu, L. Bartels, K. Watanabe, T. Taniguchi, and J. Shi, *Phys. Rev. B* **96**, 041409(R) (2017).
- [35] S. Cahangirov, M. Topsakal, E. Akturk, H. Sahin, and S. Ciraci, *Phys. Rev. Lett.* **102**, 236804 (2009); T. Amlaki, M. Bokdam, and P. J. Kelly, *Phys. Rev. Lett.* **116**, 256805 (2016); C.-C. Liu, H. Jiang, and Y. Yao, *Phys. Rev. B* **84**, 195430 (2011).
- [36] DOI: <https://doi.org/10.6084/m9.figshare.c.3904732.v1>.