

The validity of retrospective session-rating of perceived exertion to quantify training load in youth athletes.

^{1,2} Sean Scantlebury, ¹Kevin Till, ^{1,2}Tom Sawczuk, ¹Padraic Phibbs ^{1,2,3} Ben Jones

¹ Institute for Sport, Physical Activity and Leisure, Leeds Beckett University, UK

² Queen Ethelburgas Collegiate, York, UK

³ Rugby Football League, Red Hall, Leeds, United Kingdom

Corresponding Author:

Sean Scantlebury, Institute for Sport, Physical Activity and Leisure,
G03 Macauley, Headingley Campus, Leeds Beckett University, LS63QS, UK

Email: S.Scantlebury@leedsbeckett.ac.uk

ABSTRACT

Youth athletes frequently participate in multiple sports or for multiple teams within the same sport. To optimise player development and minimise undesirable training outcomes (e.g., overuse injuries), practitioners must be cognizant of an athlete's training load within and outside of their practice. The present study aimed to establish the validity of a 24-hour (s-RPE₂₄) and 72-hour (s-RPE₇₂) recall of session rating of perceived exertion (s-RPE) against the criterion measure of s-RPE collected 30 minutes' post training (s-RPE₃₀). Thirty-eight adolescent athletes provided a s-RPE₃₀ following the first field based training session of

the week. Approximately 24 hours later subjects were asked to recall the intensity and duration of the previous days training. The following week subjects once again provided a s-RPE₃₀ measure post training before recalling the intensity and duration of the session approximately 72 hours later. A *nearly perfect* correlation (0.98 [0.97 – 0.99]) was found between s-RPE₃₀ and s-RPE₂₄, with a *small* typical error of estimate (TEE; 8.3% [6.9 – 10.5]) and *trivial* mean bias (-1.1% [-2.8 – 0.6]). Despite a *large* correlation between s-RPE₃₀ and s-RPE₇₂ (0.73 [0.59 – 0.82]) and a *trivial* mean bias (-0.2% [-6.8 – 6.8]) there was a *large* typical error of estimate (TEE; 35.3% [29.6 – 43.9]). s-RPE₂₄ provides a valid measure of retrospectively quantifying s-RPE, however the large error associated with s-RPE₇₂ suggests it is not a suitable method for monitoring training load in youth athletes.

Keywords: adolescent, soccer, rugby, hockey

INTRODUCTION

Training load comprises of the stress placed on an athlete from a single or multiple sessions over a training block (16). The quantification of load can be considered from both an external and internal load perspective. External load is represented by the work performed by the athlete (e.g. actions, distance covered, high speed running) (9) whilst internal load identifies the physiological stress experienced by the athlete in response to the external load (e.g. heart rate) (9). The monitoring and manipulation of training intensity, frequency and

duration is important to optimise athletic development, whilst also minimising the risk of non-functional overreaching and overuse injury (15).

Youth athletes are at risk of maladaptive training exposures as they frequently participate in multiple sports (2) or in multiple teams or age categories within the same sport (Phibbs et al., 2016), often under numerous coaches. Subsequently, each coach must be cognizant of the entire training load encountered by the athlete to allow sufficient recovery between training sessions and to minimise the risk of overuse injuries (4). Additionally, previous research has discovered 20% of children who play at school or regional level experience non-functional overreaching at some point in their careers (15). A potential mechanism for the development of non-functional overreaching is the additional stress placed on the youth athlete through external sources such as schoolwork, relationship stresses and pressure from parents/coaches alongside the fatigue derived from sports training (15). Therefore, non-functional overreaching should be as much of a consideration for the schoolteacher or local club coach as for those coaches involved with higher level youth athletes. The adverse outcomes associated with overuse injuries and non-functional overreaching include sporting burnout (4) and the athletes' withdrawal from sport. Withdrawal from sport, sacrifices the potential benefits of sporting participation including improvements in physical fitness, reduced metabolic disease risk and developments of self-esteem (5). Such negative consequences further highlight the importance of training load monitoring and the minimisation of undesirable training responses.

One such method of monitoring an individual's training load is through the session rating of perceived exertion (s-RPE). Although the reliability of s-RPE has yet to be established due to the difficulty in determining the reliability of ordinal scales (19), s-RPE has been shown to be a valid method of quantifying internal training load in intermittent

team sports (3,13,14), offering a cost-effective and simple alternative to heart rate based methods. Following a training session, individuals are required to provide a measure of intensity based on how hard they thought the session was which is then multiplied by the perceived duration of the session to establish a measure of training load in arbitrary units. Previous research (7,20) has suggested the ideal time for RPE collection is between 10 and 30 minutes following the cessation of exercise to prevent bias towards activities completed at the end of the training session.

Although guidelines as to the most appropriate time to acquire an RPE have been established, the time at which s-RPE ceases to accurately represent the session load remains unclear. Weekly recall diaries are often used within practice but are suggested to have limitations in terms of accuracy (1). Recent research (18) within adolescent rugby players advocated the use of s-RPE up to 24 hours' post training however suggested that a 7-day recall diary may not be suitable due to the substantial typical error associated with the longer time lapse. Despite this, the suitability of s-RPE appears to sustain beyond 24 hours, with research (6) in youth football finding 48-hour s-RPE recall to be an appropriate measure of training load quantification.

As previously mentioned, the participation in multiple sports or at multiple levels within the same sport makes it extremely difficult for coaches and schoolteachers to monitor an athletes training load 10-30 minutes' post training for every session. Existing literature is ambiguous as to the time frame in which retrospective s-RPE ceases to accurately represent the training load experienced by an athlete. Consequently, there is a clear need to identify a window of recall whereby the individual can accurately identify the intensity and duration of training exposures coaches or practitioners were not present at. Such findings would facilitate the monitoring of internal training load and optimise the manipulation of an

individual's training dose. On the other hand, failure to correctly account for an individual's training load will leave that individual susceptible to a maladaptive training response predisposing the athlete to overtraining, injury and potential sporting burnout. Therefore, the aim of the present study was to provide practitioners with a greater clarity regarding the timeframe in which the validity of retrospective s-RPE begins to diminish by assessing 24 (s-RPE₂₄) and 72 (s-RPE₇₂) hour recall against the criterion measure of s-RPE taken 30 minutes following training (s-RPE₃₀).

METHODS

EXPERIMENTAL APPROACH TO THE PROBLEM

The present study sought to determine the validity of 24-hour and 72-hour recall of s-RPE (and its constructs, intensity and duration) by assessing their level of agreement to the criterion measure of s-RPE given 30 minutes' post training. The study was completed in the month of April over a two week in-season period with coaches instructed to carry out their training session as normal and in keeping with their periodised training plan. The lead researcher offered no instruction to coaches as to how training sessions should be structured. The criterion measure of s-RPE₃₀ was obtained 30 minutes following the first school training session of week one. The validity of s-RPE₂₄ was investigated by asking subjects to recall the intensity and duration of the first school training session of week one approximately 24 hours after providing s-RPE₃₀. At the start of week two, the criterion measure of s-RPE₃₀ was once again obtained following the first school training session of the week. The validity of s-RPE₇₂ was assessed by asking subjects to recall the intensity and duration of the first school training session of week two approximately 72 hours after providing s-RPE₃₀. Both s-RPE₂₄ and s-RPE₇₂ were compared against the previously validated (3,13,14) criterion measure of s-

RPE₃₀ to establish the accuracy of both recall timeframes. All subjects were familiar with the s-RPE₃₀ method as it was a frequently used method of training load quantification prior to the commencement of the study. All subjects were advised to keep their dietary and sleeping patterns consistent throughout the experimental period.

SUBJECTS

Thirty-eight adolescent athletes (mean \pm standard deviation (SD); age 17.8 ± 0.6 years; height 173.6 ± 9.7 cm; body mass 74.6 ± 14.4 kg) representing three different sports (hockey, rugby and football) were recruited from an independent school in the United Kingdom. All athletes had at least 3 years' experience of playing their sport (8.6 ± 3.6 years). Ethics approval was granted by the University Human Research Ethics Committee and all participants and parents were provided with a plain language statement outlining the procedures and potential benefits and risks of participation. Following an opportunity to ask any questions regarding the study to the lead researcher, all participants and parents provided written informed consent prior to participation.

PROCEDURES

S-RPE₃₀

Following the first school training session of both week one and week two, subjects provided a RPE measure as well as a session duration to the nearest minute to the lead researcher. The RPE selection was made non-verbally, by pointing to the desired text descriptor on a modified Borg category ratio-10 (CR-10) scale, in isolation from other subjects to avoid external influence on selection. Measures of RPE were taken 30 minutes

following each training session to avoid any influence the activities completed towards the end of each training session may have had on RPE. The time at which each subject provided their session duration and intensity was recorded to ensure recall times were kept as close to 24 and 72 hours as possible. The RPE anchor was then multiplied by the previously ascertained session duration to calculate a load measure in arbitrary units.

S-RPE₂₄

To establish $s\text{-RPE}_{24}$, subjects were asked to provide a session duration and intensity measure for the first school training session of week one approximately 24 hours later (matched against the time their $s\text{-RPE}_{30}$ was provided) using the same CR-10 scale to the lead researcher. Session durations and intensities were collected in isolation to prevent subjects conferring with regards to the previous day's session. The intensity measure was once again multiplied by the session duration to provide a load measure in arbitrary units.

S-RPE₇₂

On the subsequent training week, another $s\text{-RPE}_{30}$ measure was attained after the first school training session of the week, using the same protocol as the previous week. Approximately 72 hours later subjects provided the lead researcher with a session duration and intensity measure for the first school training session of week two in isolation, again using the same CR-10 scale. The recalled intensity and duration were multiplied together to give a load measure in arbitrary units.

STATISTICAL ANALYSES

Agreement between the criterion $s\text{-RPE}_{30}$, $s\text{-RPE}_{24}$ and $s\text{-RPE}_{72}$ as well measures of

intensity and duration at each time point were assessed using an excel spreadsheet designed to calculate the mean bias ($(\bar{m}_{diff} - \bar{m}_{\%}) \times 100$), typical error of the estimate (TEE; $\pm, / \sqrt{2}$) and Pearson correlation coefficient (10). Confidence intervals were set at 90%. All data were log-transformed for analyses to reduce bias as a result of non-uniformity error ($100 \times \log(\text{raw value})$), excluding the regression analysis (10). Raw data were presented to report the regression equations, mean and SD of the criterion and practical measures. Standardised measures were calculated using back-transformed data based on the Cohen's d effect size principle using the following equation; $(\bar{m}_{\text{practical}} - \bar{m}_{\text{criterion}}) / \text{SD}_{\text{criterion}}$ (10). Standardised mean bias was rated as *trivial* (<0.2), *small* (0.2-0.59), *medium* (0.6-1.19) or *large* (1.2-1.99) (11). Standardised TEE was rated as *trivial* (<0.1), *small* (0.1-0.29) *moderate* (0.3-0.49), *large* (0.5-0.69) *very large* (0.7-0.89) or *nearly perfect* (0.9-0.99) (10). The magnitude of the correlations was assessed using the following boundaries; $r = 0.1-0.29$ is *small*, $0.3-0.49 = \textit{moderate}$, $0.5-0.69 = \textit{large}$, $0.7-0.89 = \textit{very large}$, $0.9-0.99 = \textit{nearly perfect}$, $1 = \textit{perfect}$ (11).

RESULTS

Table 1 displays the agreement between s-RPE₃₀ and s-RPE₂₄ for s-RPE, perceived duration and intensity. Table 2 displays the agreement between s-RPE₃₀ and s-RPE₇₂ for s-RPE, perceived duration and intensity. The regression plots for the agreement between the criterion s-RPE₃₀ and practical measure s-RPE₂₄ for s-RPE, intensity and perceived duration are presented in figure 1, whilst figure 2 displays the regression plots for the agreement between s-RPE₃₀ and s-RPE₇₂.

Nearly perfect correlations were found between s-RPE₃₀ and s-RPE₂₄ for s-RPE, intensity and duration. The standardised TEE was *small* between s-RPE₃₀ and s-RPE₂₄ for s-RPE, intensity and duration whilst standardised biases were *trivial* for s-RPE, intensity and duration.

Although *very large* correlations were found between s-RPE₃₀ and s-RPE₇₂ for s-RPE, intensity and duration, the standardised TEE was *large* for s-RPE, *moderate* for intensity and *very large* for duration. The standardised mean bias was *trivial* for s-RPE and intensity but *small* for duration.

*****INSERT TABLE 1 NEAR HERE*****

*****INSERT TABLE 2 NEAR HERE*****

*****INSERT FIGURE 1 NEAR HERE*****

*****INSERT FIGURE 2 NEAR HERE*****

DISCUSSION

To optimise training periodisation practitioners must be cognizant of an athletes' training load within and outside of their practice. As it is not always possible for the coach to obtain a s-RPE 30 minutes' post training, a reliable window of recall must be established. Such findings would provide practitioners with a timeframe in which they can confidently assume the s-RPE provided by the athlete accurately reflects the load imposed from the

training session. Therefore, the purpose of the current study was to assess the validity of s-RPE₂₄ and s-RPE₇₂ against the criterion measure of s-RPE₃₀. The study found that s-RPE₂₄ showed high levels of agreement with s-RPE₃₀ however there was a large amount of error when subjects were asked to recall training from 72 hours prior.

In line with previous research in youth athletes (18), s-RPE₂₄ and its constructs of intensity and time had a nearly perfect correlation with s-RPE₃₀, a trivial mean bias and a small TEE. Subsequently, s-RPE₂₄ can be considered a valid method of monitoring internal training load providing coaches and practitioners with a simple, quick and cost-efficient method of retrospectively quantifying load.

On the other hand, despite a very large correlation with s-RPE₃₀, the large TEE associated with session-RPE₇₂ restricts its application to practice. Recent research (12) has identified week to week spikes in training load to be associated with injury and illness. A >15% increase on the previous weeks training can escalate injury risk to between 21% and 49% with an increase of <10% recommended to minimise injury risk (8). The present study found the error associated with s-RPE₇₂ to be 35.5% meaning s-RPE₇₂ would not be sensitive enough to detect small and potentially crucial changes in training load, leaving the individual susceptible to injury. A potential explanation for the error associated with s-RPE₇₂ is that the sessions subjects were attempting to recall were perceived, on average, to be moderate. Had the sessions been of a higher intensity, the stress placed on the individual may have led to a stronger anchoring of intensity as suggested to occur during match play (6).

Previous literature (6) has demonstrated the validity of 48 hour RPE recall in youth footballers, whilst weekly training diaries have been found to contain too much error to be used confidently (18). Therefore, findings of the present study enhance current knowledge

by establishing the timeline whereby the validity of s-RPE recall appears to diminish. Subsequently, coaches and practitioners must establish a method of quantifying an individual's training load within 72 hours of the training activity occurring to be confident the load measure obtained accurately reflects the load experienced by the individual.

LIMITATIONS

Subjects were individually reminded that it was not a memory test and that the RPE and duration given should represent their perceptions at that time rather than their response given 30 minutes' post training. Prior research (6) has demonstrated that the ability to remember a previously given RPE does not influence response shift when recalling RPE. However, this does not entirely eradicate the possibility of subjects remembering and reporting values given at s-RPE₃₀ when asked to recall at s-RPE₂₄ and s-RPE₇₂. Additionally, all s-RPE measures in the present study were taken following training sessions. Recall accuracy has been found to improve following match play in comparison to training (6), therefore the validity of s-RPE₂₄ and s-RPE₇₂ may need to be examined following a competitive fixture to further understand recall precision.

PRACTICAL APPLICATIONS

Training load manipulation is required to elicit improvements in performance whilst minimising the risk of non-functional overreaching and overuse injury (4). To attain a holistic quantification of an individual's training load, coaches & practitioners require an accurate method of collecting retrospective perceptions of intensity and duration from sessions they were not present at. The present study found S-RPE₂₄ to offer a valid measure

of internal training load quantification. Despite this, the precision of recall does not extend to 72 hours with the large error associated at s-RPE₇₂ meaning small and meaningful changes in training load would be missed, predisposing to errors in training load management.

Therefore, coaches and practitioners should seek to implement a method of monitoring training load which establishes the athletes s-RPE within 72 hours of the training activity taking place.

REFERENCES:

1. Borresen, J and Lambert, M. Quantifying training load: A comparison of subjective and objective methods. *Int J Sports Physiol Perform* 3: 16–30, 2008.
2. Brenner, J. Overuse injuries, overtraining, and burnout in child and adolescent athletes. *Pediatrics* 119: 1242–1245, 2007.
3. Clarke, N, Farthing, JOPF, Sorris, SS, and Arnold, BEA. Quantification of training load in Canadian Football: Application of Session-RPE in collision-based team sports. *J Strength Cond Res* 27: 2198–2205, 2013.
4. Difiori, JP, Benjamin, HJ, Brenner, J, Gregory, A, Jayanthi, N, Landry, GL, et al. Overuse Injuries and Burnout in Youth Sports: A Position Statement from the American Medical Society for Sports Medicine. *Clin J Sport Med* 24: 3–20, 2014.
5. Eime, RM, Young, JA, Harvey, JT, Charity, MJ, and Payne, WR. A systematic review of the psychological and social benefits of participation in sport for children and adolescents: informing development of a conceptual model of health through sport.

Int J Behav Nutr Phys Act 10: 98, 2013.

6. Fanchini, M, Ferraresi, I, Petruolo, A, Azzalin, A, Schena, F, Impellizzeri, FM, et al. Is a retrospective RPE appropriate in soccer ? Response shift and recall bias. *Sci Med Footb* 1: 1–7, 2017.
7. Foster, C, Florhaug, JA, Franklin, J, Gottschall, L, Hrovatin, LA, Parker, S, et al. A new approach to monitoring exercise training. *J strength Cond Res* 15: 109–15, 2001.
8. Gabbett, TJ. The training-injury prevention paradox: should athletes be training smarter and harder? *Br J Sports Med* 50: 1–9, 2016.
9. Halson, SL. Monitoring Training Load to Understand Fatigue in Athletes. *Sport Med* 44: 139–147, 2014.
10. Hopkins, WG. Spreadsheets for analysis of validity and reliability. *in, Sport* 36–42, 2015.
11. Hopkins, WG, Marshall, SW, Batterham, AM, and Hanin, J. Progressive statistics for studies in sports medicine and exercise science. *Med Sci Sports Exerc* 41: 3–12, 2009.
12. Hulin, BT, Gabbett, TJ, Blanch, P, Chapman, P, Bailey, D, and Orchard, JW. Spikes in acute workload are associated with increased injury risk in elite cricket fast bowlers. *Br J Sports Med* 48: 708–12, 2014.
13. Impellizzeri, FM, Rampinini, E, Coutts, AJ, Sassi, A, and Marcora, SM. Use of RPE-based training load in soccer. *Med Sci Sport Exerc* 36: 1042–1047, 2004.
14. Kelly, DM, Strudwick, AJ, Atkinson, G, Drust, B, and Gregson, W. The within-participant correlation between perception of effort and heart rate-based estimations

- of training load in elite soccer players. *J Sports Sci* 34: 1–5, 2016.
15. Matos, NF, Winsley, RJ, and Williams, CA. Prevalence of nonfunctional overreaching/overtraining in young english athletes. *Med Sci Sports Exerc* 43: 1287–1294, 2011.
 16. Murray, A. Managing the training load in adolescent athletes. *Int J Sports Physiol Perform* 1–24, 2017.
 17. Phibbs, P, Jones, B, Roe, G, Read, D, Darrall-Jones, J, Weakley, J., et al. We know they train, but what do they do? Implications for coaches working with adolescent rugby union players. *Int J Sport Sci Coach* 1–23, 2016.
 18. Phibbs, P, Roe, G, Jones, B, Read, D, Weakley, J, Darrall-Jones, J, et al. Validity of daily and weekly self-reported training load measures in adolescent athletes. *J Strength Cond Res* 31: 1121–1126, 2017.
 19. Scott, T, Black, C, Quinn, J, and Coutts, AJ. Validity and reliability of the session-RPE method for quantifying training in Australian football: a comparison of the CR10 and CR100 scales. *J Strength Cond Res* 27: 270–276, 2013.
 20. Uchida, MC, Teixeira, LFM, Godoi, VJ, Marchetti, PH, Conte, M, Coutts, AJ, et al. Does the timing of measurement alter session-RPE in boxers? *J Sport Sci Med* 13: 59–65, 2014.

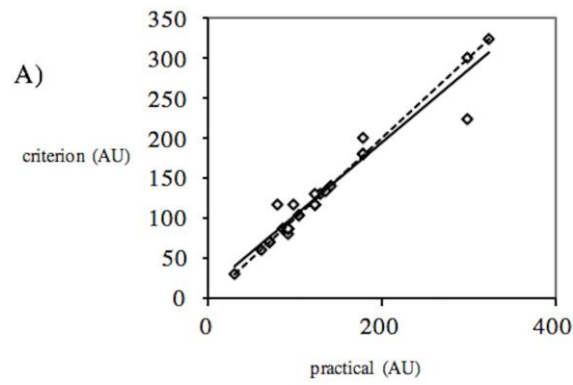
Table 1. The level of agreement between s-RPE₃₀ and s-RPE₂₄ for s-RPE, intensity and duration. Data are mean ± standard deviation, log-transformed mean bias (Mean bias %), standardised mean bias (Standardised bias), percentage typical error of the estimate (TEE%), standardised typical error of estimate (Standardised TEE) and Pearson correlation coefficient (Correlation), all with 90% confidence limits.

Measure	S-RPE₃₀	S-RPE₂₄	Mean Bias % (Standardised Bias)	TEE % (Standardised TEE)	Correlation
S-RPE (AU)	134 ± 62	134 ± 66	-1[-2.8 - 0.6] (-0.02 [-0.06 – 0.01])	8.3[6.9 – 10.5] (0.18 [0.15 – 0.22])	0.98 [0.97 – 0.99]
Intensity (AU)	2.6 ± 1	2.6 ± 1	-0.7[-2.2 - 0.8] (-0.02 [-0.06 – 0.02])	7.1[5.9 – 8.9] (0.18 [0.15 – 0.22])	0.98 [0.97 – 0.99]
Duration (min)	52 ± 14	51.8 ± 14	0.2[-5.7 – 6.5] (-0.01 [-0.04 – 0.02])	4.4[3.7 – 5.5] (0.13 [0.11 – 0.16])	0.99 [0.99 – 1]

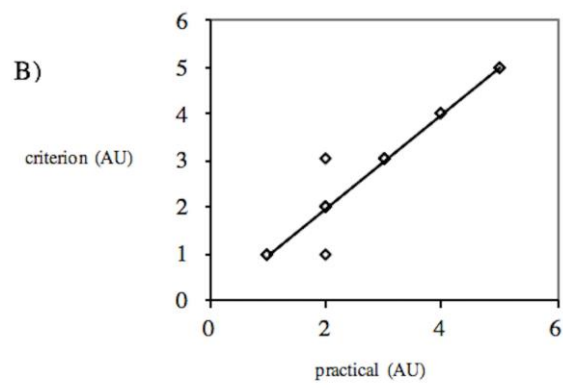
Table 2. The level of agreement between s-RPE₃₀ and s-RPE₇₂ for s-RPE, intensity and duration. Data are mean ± standard deviation, log-transformed mean bias (Mean bias %), standardised mean bias (Standardised bias), percentage typical error of the estimate (TEE%), standardised typical error of estimate (Standardised TEE) and Pearson correlation coefficient (Correlation), all with 90% confidence limits.

Measure	S-RPE ₃₀	S-RPE ₇₂	Mean Bias % (Standardised Bias)	TEE % (Standardised TEE)	Correlation
S-RPE (AU)	148 ± 62	145 ± 55	-0.2[-6.8 – 6.8] (-0.01 [-0.16 – 0.15])	35.3[29.6 – 43.9] (0.69 [0.59 – 0.83])	0.73 [0.59 – 0.82]
Intensity (AU)	3 ± 1	2.7 ± 1	-5.8[-10.7 – -1.0] (-0.15 [-0.27 – 0.02])	26.6[22.4 – 32.8] (0.56 [0.48 – 0.67])	0.83 [0.75 – 0.89]
Duration (min)	50.6 ± 12	54 ± 11	6.3[2.3 – 10.1] (0.27 [0.10 – 0.43])	17.1[14.5 – 21] (0.71 [0.61 – 0.85])	0.71 [0.57 – 0.81]

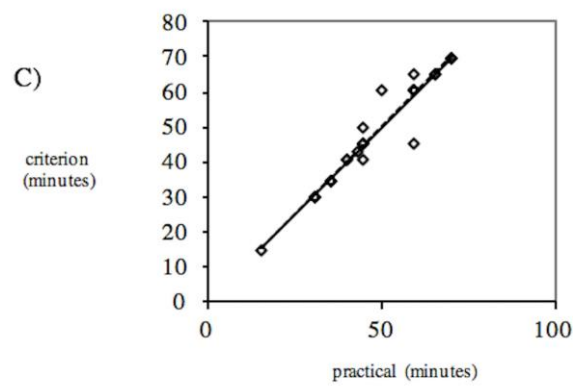
Figure 1. Regression plots for agreement between criterion (s-RPE₃₀) and practical measure (s-RPE₂₄) for A) s-RPE B) Intensity C) Time



$(r = 0.98; 90\% CI 0.97 - 0.99)$

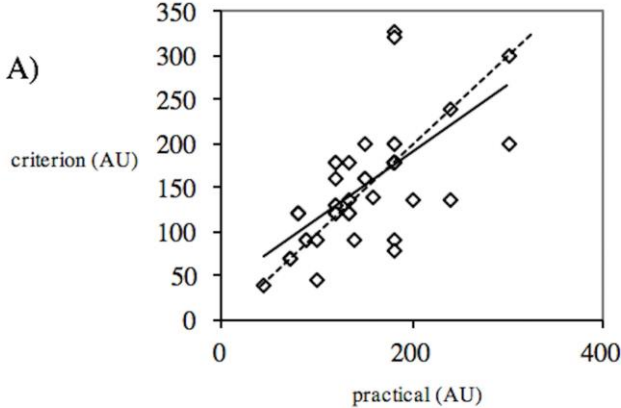


$(r = 0.98; 90\% CI 0.97 - 0.99)$

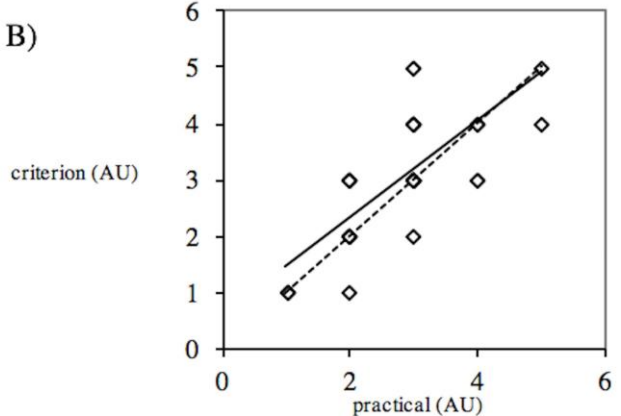


$(r = 0.99; 90\% CI 0.99 - 1)$

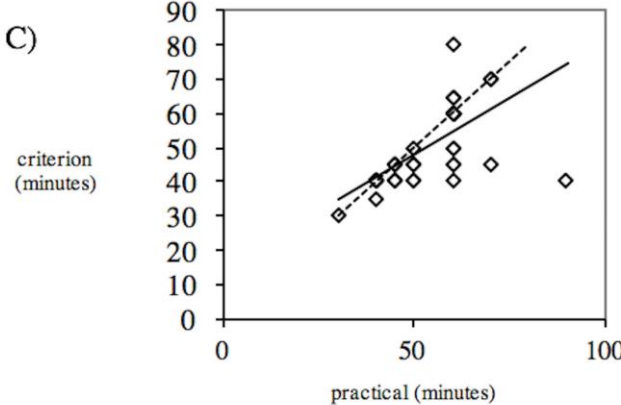
Figure 2. Regression plots for agreement between criterion (s-RPE₃₀) and practical measure (s-RPE₇₂) for A) s-RPE B) Intensity C) Time



$(r=0.73; 90\% CI 0.59 - 0.82)$



$(r=0.83; 90\% CI 0.75 - 0.89)$



$(r=0.71; 90\% CI 0.57 - 0.81)$

