

LONDON
SCHOOL of
HYGIENE
& TROPICAL
MEDICINE



Peletz, R; Simunyama, M; Sarenje, K; Baisley, K; Filteau, S; Kelly, P; Clasen, T (2012) Assessing Water Filtration and Safe Storage in Households with Young Children of HIV-Positive Mothers: A Randomized, Controlled Trial in Zambia. PLoS One, 7 (10). e46548. ISSN 1932-6203 DOI: 10.1371/journal.pone.0046548

Downloaded from: <http://researchonline.lshtm.ac.uk/354881/>

DOI: [10.1371/journal.pone.0046548](https://doi.org/10.1371/journal.pone.0046548)

Usage Guidelines

Please refer to usage guidelines at <http://researchonline.lshtm.ac.uk/policies.html> or alternatively contact researchonline@lshtm.ac.uk.

Available under license: <http://creativecommons.org/licenses/by/2.5/>

Assessing Water Filtration and Safe Storage in Households with Young Children of HIV-Positive Mothers: A Randomized, Controlled Trial in Zambia

Rachel Peletz^{1*}, Martin Simunyama², Kelvin Sarenje², Kathy Baisley¹, Suzanne Filteau¹, Paul Kelly^{2,3}, Thomas Clasen¹

1 London School of Hygiene and Tropical Medicine, London, United Kingdom, **2** Tropical Gastroenterology and Nutrition Group, University Teaching Hospital, Lusaka, Zambia, **3** Barts and The London School of Medicine, Queen Mary, University of London, London, United Kingdom

Abstract

Background: Unsafe drinking water presents a particular threat to people living with HIV/AIDS (PLHIV) due to the increased risk of opportunistic infections, diarrhea-associated malabsorption of essential nutrients, and increased exposure to untreated water for children of HIV-positive mothers who use replacement feeding to reduce the risk of HIV transmission. This population may particularly benefit from an intervention to improve water quality in the home.

Methods and Findings: We conducted a 12-month randomized, controlled field trial in Zambia among 120 households with children <2 years (100 with HIV-positive mothers and 20 with HIV-negative mothers to reduce stigma of participation) to assess a high-performance water filter and jerry cans for safe storage. Households were followed up monthly to assess use, drinking water quality (thermotolerant coliforms (TTC), an indicator of fecal contamination) and reported diarrhea (7-day recall) among children <2 years and all members of the household. Because previous attempts to blind the filter have been unsuccessful, we also assessed weight-for-age Z-scores (WAZ) as an objective measure of diarrhea impact. Filter use was high, with 96% (596/620) of household visits meeting the criteria for users. The quality of water stored in intervention households was significantly better than in control households (3 vs. 181 TTC/100 mL, respectively, $p < 0.001$). The intervention was associated with reductions in the longitudinal prevalence of reported diarrhea of 53% among children <2 years (LPR = 0.47, 95% CI: 0.30–0.73, $p = 0.001$) and 54% among all household members (LPR = 0.46, 95% CI: 0.30–0.70, $p < 0.001$). While reduced WAZ was associated with reported diarrhea (-0.26 ; 95% CI: -0.37 to -0.14 , $p < 0.001$), there was no difference in WAZ between intervention and control groups.

Conclusion: In this population living with HIV/AIDS, a water filter combined with safe storage was used correctly and consistently, was highly effective in improving drinking water quality, and was protective against diarrhea.

Trial Registration: Clinicaltrials.gov NCT01116908

Citation: Peletz R, Simunyama M, Sarenje K, Baisley K, Filteau S, et al. (2012) Assessing Water Filtration and Safe Storage in Households with Young Children of HIV-Positive Mothers: A Randomized, Controlled Trial in Zambia. PLoS ONE 7(10): e46548. doi:10.1371/journal.pone.0046548

Editor: D. William Cameron, University of Ottawa, Canada

Received: February 28, 2012; **Accepted:** August 31, 2012; **Published:** October 17, 2012

Copyright: © 2012 Peletz et al. This is an open-access article distributed under the terms of the Creative Commons Attribution License, which permits unrestricted use, distribution, and reproduction in any medium, provided the original author and source are credited.

Funding: This research was funded by Vestergaard-Frandsen SA and the United States National Science Foundation. Vestergaard-Frandsen SA is the manufacturer of the LifeStraw Family Filter used in the intervention. Besides supplying the filters, the funders had no role in study design, data collection and analysis, decision to publish, or preparation of the manuscript.

Competing Interests: RP and TC receive funding from Vestergaard-Frandsen for research and consulting. This does not alter the authors' adherence to all the PLOS ONE policies on sharing data and materials.

* E-mail: Rachel.Peletz@lshtm.ac.uk

Introduction

Unsafe drinking water is a major cause of diarrheal death and disease, especially for young children in low-income countries and people living with HIV/AIDS (PLHIV). The 33 million PLHIV worldwide - including almost 1 million living in Zambia [1] - are especially vulnerable to diarrheal disease caused by opportunistic infections from waterborne pathogens, such as *Cryptosporidium* spp. [2,3]. Diarrheal disease may lead to intestinal malabsorption so that PLHIV on antiretrovirals (ARVs) are not acquiring their essential nutrients and therapeutic dosages of medications [4,5,6].

Furthermore, diarrheal disease and unsafe drinking water may be particularly debilitating for children born to HIV-positive

mothers. Young children born to HIV-positive mothers are at greater risk of mortality, morbidity, and malnutrition, which may be aggravated by enteric infection [7,8,9]. Safe water is critical for HIV-positive mothers who choose to replacement feed in order to prevent transmission of the virus via breast milk; “safe water and sanitation” is the first condition for replacement feeding in the new World Health Organization (WHO) guidelines [10]. Current WHO guidelines for infant feeding for HIV-positive women recommend that virtually all women breastfeed their children for up to 2 years while either the mother or child is on ARVs [10]; the risks of diarrheal disease and malnutrition outweigh the risks of HIV transmission in the majority of low-income settings. Even for mothers who choose to breastfeed, infants may be exposed to

waterborne pathogens; exclusive breastfeeding is less common among HIV-positive mothers [11] and water treatment has been found to reduce diarrhea even among breastfed children [12]. Finally, young children who do contract the HIV virus will be more susceptible to water-related pathogens because of a weakened immune system and may particularly benefit from improved environmental conditions.

Our previous research in Zambia found that children <2 years born to HIV-positive mothers are particularly at risk of diarrheal disease. In our cross-sectional study, 26% of children <2 years had diarrhea in the past week and bacterial contamination of drinking water was found in 70% of households [13]. Children were more likely to have diarrhea if they had been given water in the past two days, suggesting that diarrheal disease may be at least partially attributable to unsafe drinking water. Additionally, diarrhea in children was significantly associated with mother's diarrhea, which is of particular concern in HIV-affected areas; mothers with HIV may be more likely to have diarrhea [2] and consequently more likely to pass diarrhea onto their children. Therefore, for children born to HIV-positive mothers in low-income settings, water quality interventions may be particularly critical.

Improving household drinking water quality through household water treatment and safe storage (HWTS) has been shown to have the potential to significantly reduce diarrheal disease [14,15,16]. International organizations including USAID, the World Bank, and WHO have recently called for an integration of water and sanitation activities in HIV/AIDS programs [17,18,19,20], and the number of programs including HWTS for PLHIV is increasing [21,22,23,24,25,26].

However, despite these programs, there is relatively little evidence demonstrating the health impact or examining use of HWTS interventions for PLHIV. Only one study has assessed the health impact of HWTS for PLHIV in a low-income setting in the form of a randomized, controlled trial. This trial in Uganda found that PLHIV with a household chlorination technology had 25% fewer diarrhea episodes and 33% fewer days with diarrhea compared to the control group, though diarrhea reductions were not significant for children under five [27]. Other observational studies of household chlorination interventions have found significant associations with diarrhea reductions in Nigeria among adults with HIV/AIDS [28] and in Kenya among infants born to HIV-positive mothers [29]. However, these studies and the majority of HWTS programs for PLHIV have been in the form of chlorination products [30,31,32], which do not inactivate or remove the full array of waterborne pathogens (such as *Cryptosporidium* spp.) unless combined with other treatment mechanisms [33]. Furthermore, there are questions about whether HWTS interventions are used correctly and consistently over an extended period of time [34,35]; this study is primarily designed to examine HWTS use, which is vital to the success of HWTS programs.

We undertook a randomized controlled trial to assess a gravity water filter combined with local jerry cans for safe storage. Specifically, we examined 1) the use of the HWTS, both for children <2 years and all household members, 2) the microbiological performance of the HWTS intervention, measured as thermotolerant (fecal) coliforms (TTC), a well-established WHO indicator organism for fecal contamination [36], and 3) the impact of the intervention on the longitudinal prevalence of diarrhea among children <2 years and all household members, measured both as reported by the primary caretaker and by the weight-for-age z-score (WAZ) of children <2 years—a potential measure for reported diarrhea [37].

Methods

The protocol for this trial and supporting CONSORT checklist are available as supporting information; see Checklist S1 and Protocol S1.

Study Design and Sample Size

A randomized, controlled trial was designed to assess use, microbiological performance, and health impact of a household filtration intervention over 1 year. This study followed an open (non-blinded) design because previous attempts to blind the same intervention (LifeStraw Family filter) in the Congo were unsuccessful; the “placebo” provided to control households removed approximately 1 log (90%) of fecal contamination, potentially due to the formation of a biofilm, and the authors concluded that blinding this filter is not likely to be possible [38]. We estimated a sample size of 50 households per arm (100 total) would allow us to estimate use with a precision of at least $\pm 15\%$ with 20% loss to follow-up, assuming at least 70% use [38]. Additionally, 10 HIV-negative mothers and their households were included in each arm (20 total, an additional 20% of households). This figure represents a balance between the need to reduce potential stigma of participation and the cost and inconvenience to additional participants. Because recruitment occurred over an eight month period, the length of possible follow-up depended on the time of enrollment, up to 12 months. With this sample size, we had 80% power to detect a 40% reduction in diarrhea prevalence.

Study Location

From our previous work [13], Chongwe District, Zambia was identified for this study based on the lack of piped water supply systems, inadequate water quality, and presence of active health clinics. The project sites included two neighboring compounds, Kasisi and Ngwerere in Chongwe District, both approximately 30 min–1 hour from central Lusaka, Zambia. Neither Kasisi nor Ngwerere were serviced by municipal piped water systems at the time of this study.

Participant Eligibility and Enrollment

Children <2 years born to eligible HIV-positive mothers were targeted by recruiting and enrolling their mothers. Women were eligible to participate in the trial if they (i) had a child aged 6 to 12 months at the beginning of the trial, (ii) reported that they were HIV-positive (or HIV-negative) confirmed with antenatal clinic records and willing to disclose their status to our study team, and (iii) resided in a household located within the catchment areas of the Ngwerere or Kasisi health clinics in Chongwe district, Zambia and did not plan to move in the next 12 months. Health clinic staff identified potentially eligible women consecutively through under-five clinics and ART programs at their respective health clinics and referred them to our field team. HIV status of the children <2 years was recorded as reported by the mother.

Intervention

Each intervention household received one LifeStraw Family filter and two 5-L safe storage containers. The LifeStraw Family is a novel HWTS filtration technology developed by Vestergaard-Frandsen SA that uses ultrafiltration in the form of a hollow-fiber cartridge to remove pathogens from drinking water [39]. To operate, untreated (influent) water is poured into a 2.5 L container, flows down a 1 m long tube designed to provide head pressure, and through the ultrafiltration cartridge where it is dispensed via tap (effluent). In addition to the filter, we provided two locally-procured 5-L jerry cans (Merco Ltd, Ndola, Zambia)

for safely storing water following treatment. Households that were allocated to the intervention group received the filter and training on use and maintenance by our fieldworkers, who were previously trained by the filter manufacturer. Households allocated to the control group were instructed to continue usual practices throughout the study and were allocated filters and storage containers with subsequent training at the end of the study in August 2011.

Baseline survey and randomization

At enrollment, baseline data were collected on demographics, sanitation facilities, hygiene practices, water sources and treatment practices, and feeding practices for children <2 years. For each household, baseline water samples were collected from drinking water sources and stored drinking water in the home. Households were randomly allocated using a computer random number generator to either a) the intervention group receiving the LifeStraw Family filter and storage containers, or b) the control group. The randomization was stratified by maternal HIV-status and catchment area (either Ngwerere or Kasisi) in blocks of 8 maximum. The randomization was conducted by the trial manager (RP) who was not involved in the enrollment of participants, and fieldworkers were not involved in the randomization.

Participants were recruited from April–December 2010, and followed for 7–12 months depending on time of recruitment. Households were considered to have completed the trial that continued until July 2011, regardless of the time of recruitment; total possible follow-up visits were calculated based on the time from enrollment until July 2011. Households were visited monthly; visits were unannounced and the field team made a repeat visit if the mother was not at home. Although we cannot rule out the potential of courtesy bias assessments of compliance, we took steps to minimize this by making all visits unannounced and sampling water quality, an objective measure.

Outcome Measures

Use. Households were followed monthly to obtain information on filter use and acceptability. Households were classified as “reported users” if 1) the filter was observed in household at the time of visit, 2) the storage vessel contained water reported to be treated at the time of visit, and 3) the respondent reported using the filter on the day of or day prior to the day of visit. Households were classified as “confirmed users” if, in addition to these three criteria, there was at least a 1 \log_{10} TTC improvement in their stored household water over their unfiltered water, or stored water quality was <10 TTC/100 mL. “Exclusive use” was defined as not drinking any unfiltered water in the day of or day prior to the interview as reported by the mother. The acceptability of the technology was evaluated through monthly household surveys.

Water Quality. Water samples were collected during monthly visits. For the stored drinking water, the respondent was asked if there was any drinking water in the house and samples were collected from the vessel that the householder identified for drinking. For control households, only stored drinking water was collected. For intervention households, water samples were collected of i) unfiltered water stored in the home (influent water), ii) filtered water immediately after filtration (effluent water), and iii) stored water that the household reported to be filtered, if available. Samples (125-mL) were collected in sterile Whirl-Pak™ Bags (Nasco International, Fort Atkinson, WI, USA) containing a tablet of sodium thiosulfate to neutralize any disinfectant, placed on ice, and processed within 4 hours of collection to assess levels of TTC/100 mL at the University Teaching Hospital, Zambia. Microbi-

ological assessment was performed using a membrane filtration method with membrane lauryl sulphate medium using a DelAgua field incubator (Robens Institute, University of Surrey, Guildford, Surrey, UK) in accordance with the Standard Methods [40]. After piloting the assay procedures, we elected to use full 100 ml samples for filtered and filtered & stored samples (intervention households) and 10-fold diluted samples for unfiltered samples (intervention and control households) to minimize the number of samples that yielded plates with colonies that were too numerous to count (TNTC). Where plates were TNTC, we ascribed a value of 500 TTC to such plates; this is a conservative estimate of the upper detection limit considering up to 1500 TTC were counted per plate. Baseline samples were also tested for free and total chlorine residuals using a Hach color-wheel test kit (Hach Company, Loveland, CO, USA).

Diarrhea Longitudinal Prevalence. At all monthly visits, the mother was asked whether each household member experienced any diarrhea in the past 7 days. Diarrhea was measured as longitudinal prevalence (the proportion of weeks with diarrhea divided by the number of weeks under observation) [41]. Diarrhea was defined according to the WHO definition of 3 or more loose stools within a 24-hour period [42,43]. Mothers who reported diarrhea were also asked whether the episode extended for 14 days or longer in order to assess persistent diarrhea.

Weight-for-Age Z-scores (WAZ). Children <2 years were weighed during monthly visits on baby scales (Seca Model 384, Chasmors, London, UK) according to standard protocol [44]. During weight measurements, children were only wearing a minimum of light clothing without shoes. Children were weighed a minimum of twice during every visit to verify the weight measurement; if the two measurements were not equal (particularly from child movement), the child was weighed a third time and the confirmed weight was recorded. Date of birth was verified on the child’s health card to calculate WAZ.

Data management and analysis

Data were double-entered into EpiData 3.1 and analyzed using Stata 12. The analysis plan was finalized before the data were examined. WAZ scores were calculated using the WHO growth reference data. Socioeconomic status was measured using an asset index created by combining data on household possessions and characteristics based on asset questionnaires used in the Zambia Demographic and Health Survey [45]. Data were analyzed on an intention-to-treat basis in order to estimate the effectiveness of supplying households with the intervention, regardless of filter use. The data from households with HIV-negative mothers were included in all analyses unless stated otherwise.

To assess acceptability and filter use, we tabulated data for all visits combined, and separately for the ‘final’ visit, defined as the final follow-up visit for households that completed the trial. To assess the effect of the intervention on water quality, TTC counts during follow-up were compared using random effects linear regression to account for repeated observations within households. TTC counts were normalized with \log_{10} transformations; a value of 1 was added to all TTC levels before transformation to account for samples with TTC values of zero, $\log_{10}(\text{TTC level}+1)$. Microbiological filter performance was calculated as the difference of the log of the influent concentration and log of the effluent concentration. All water quality analyses assumed that intervention households were drinking unfiltered water if stored filtered water was not available at the time of visit.

The effect of the intervention on diarrhea longitudinal prevalence was examined using binomial regression with a log link function and robust standard errors, with generalized

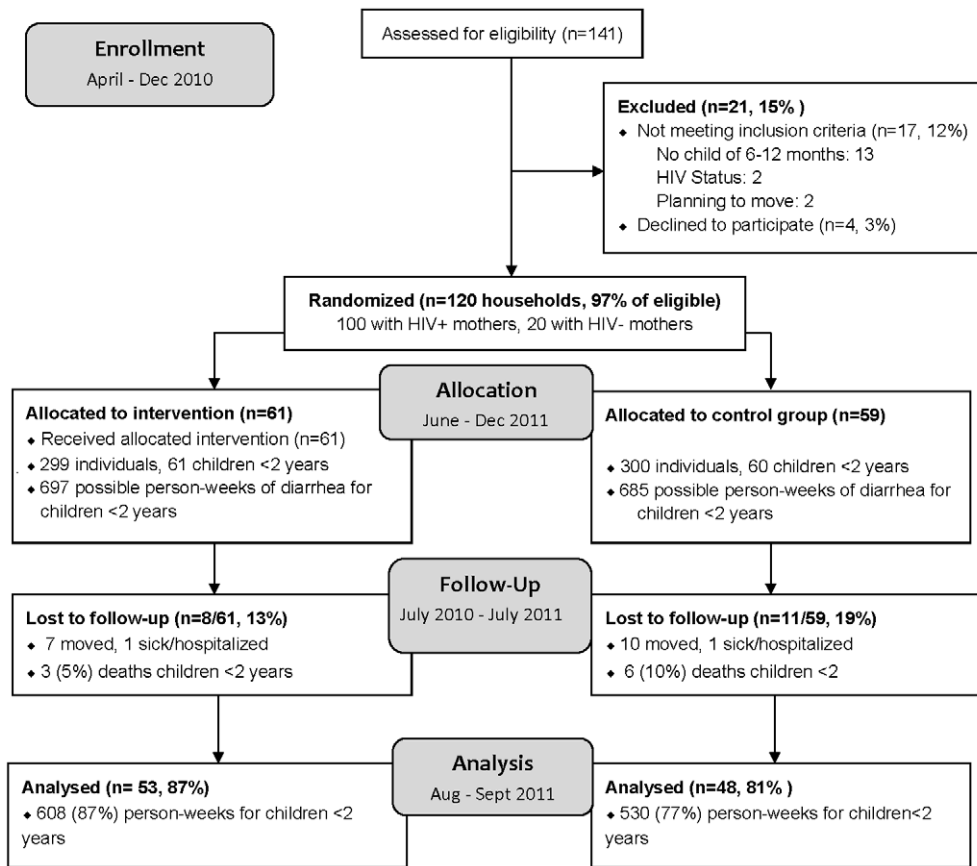


Figure 1. Recruitment flow diagram.
doi:10.1371/journal.pone.0046548.g001

estimating equations (GEE) to account for correlation of repeated measures within individuals [46]. In the analysis of diarrhea for all household members, we accounted for clustering at the household level, since this adequately accounted for within-individual correlation.

The effect of the intervention on WAZ was assessed using random effects linear regression to account for repeated observations within individuals. In a secondary analysis we controlled for WAZ at baseline. To examine the relationship between WAZ and diarrhea, we used random effects linear regression to account for repeated measures and adjusted for baseline WAZ.

To assess the relationship between water quality and diarrhea longitudinal prevalence, we used binomial regression with a log link function and robust standard errors with GEE to account for correlation of repeated measures. Water quality results were transformed to $\log_{10}(\text{TTC level}+1)$, to account for samples with TTC values of zero. Adjusted analyses controlled for age and trial arm, since both were strongly associated with diarrhea. Predicted probabilities of diarrhea from the unadjusted and adjusted models were calculated at fixed values of \log_{10} TTC and plotted.

We used fractional polynomials to examine the shape of the relationship of water quality (\log_{10} TTC) with log diarrhea prevalence, using a set of defined powers ($-2, -1, -0.5, 0.5, 1, 2$ and $\ln(x)$) and a maximum of two power terms in the model. Models were adjusted for intervention arm. The differences in model deviances were compared; the linear model was used if the improvement in fit was not statistically significant at $p < 0.05$.

The relationship between water quality and WAZ was assessed with random effects linear regression accounting for repeated

measures and adjusted for baseline WAZ; adjusting for baseline WAZ accounts for genetic variability and events prior to the intervention. To examine the effect of the intervention on mortality, we used a Cox Proportional hazard model to estimate mortality rates.

Ethics

This study was approved by the Biomedical Research Ethics Committee of the University of Zambia and the London School of Hygiene and Tropical Medicine Ethics Committee, and registered with clinicaltrials.gov (NCT01116908). Participants were provided with verbal and printed details of the study in the local language; informed, written consent was obtained from all participating mothers for their respective households. Measures were taken to ensure confidentiality for all participants. If members of participating households were found to be in need of health care during the household visits, they were referred to health clinics. At the conclusion of the study, the results were disseminated to all participants in community meetings, and all control households received the intervention. Besides the intervention, households were not given incentives to participate.

Results

Study Population

141 mothers were screened; 17 (12%) were ineligible and 4 (3%) refused to participate (Figure 1). Of the 120 households enrolled, 59 (49%) were allocated to the control group and 61 (51%) households were allocated to the intervention arm. One household

in the control arm had twins; a total of 121 children <2 years were included. 91/120 (76%) households were enrolled for 12 months, the remaining were enrolled for 7–11 months; 101/120 (84%) households completed follow-up. Household loss-to-follow up was 16%, primarily due to participants moving out of the study area, and did not vary significantly by trial arm ($p = 0.47$). There were 3/61 (5%) deaths in children <2 years in the intervention arm and 6/60 (10%) in the control ($p = 0.28$).

Among children <2 years, data were collected for 82% (1138/1382) of possible person-weeks of diarrhea. Baseline characteristics were distributed evenly between the trial arms, with the exception of mother's marital status, sex of child <2 years, and reported diarrhea (Table 1). Only 12% (14/121) of children <2 years were reported to be HIV-positive, 50% (61/121) were negative, and 38% (46/121) had not been tested by the end of our study.

Filter use

Most households used the filters throughout the study (Table 2). Households were classified as reported users in 96% (596/620) of all household visits and as confirmed users in 87% (540/620) visits. If we were to restrict our definition of confirmed user to only those that had at least 1 \log_{10} removal of TTC, 82% (507/620) of intervention households would still be considered confirmed users. Among households that did not meet the criteria of confirmed users, 4% (24/620) visits had stored water of somewhat better water quality compared to unfiltered water (<1 \log_{10}) and therefore may have been actually using the filter. In instances when households did not have stored filtered water at the time of visit (3% of all visits, 16/622) the mother reported that she did not have time to filter the water. Only 3/61 (<5%) of filters had to be replaced during the study; 1 clogged and 2 were eaten by rats along the filter tubing.

Mothers reported exclusively using the filters in 95% (591/624) of all visits. For children <2 years, exclusive use was reported in 93% (171/184) of all visits. Reasons for not using the filter exclusively were that the mother or children were away from home, such as visiting relatives or at church. Almost all households (>99%, 623/625 visits) reported using the storage containers provided to store filtered water. Results at the final visit were similar to those at all visits (Table 2).

Water Quality

Unfiltered water had a geometric mean of 190 TTC/100 mL (95% CI: 147–245 TTC/100 mL), with 60.3% (720/1194) of samples over 100 TTC/100 mL (Figure 2). 3.3% of unfiltered intervention group water samples and 4.5% of unfiltered control group water samples yielded plates that were TNTC; no filtered samples and filtered and stored samples resulted in TNTC plates. Unfiltered water did not differ significantly between the intervention and control groups (geometric mean 199 vs. 181 TTC/100 mL, respectively, $p = 0.61$). In intervention households, water quality was significantly better in filtered water (geometric mean of 1.2 TTC/100 mL; 95% CI: 1.1–1.2 TTC/100 mL) and stored filtered water (geometric mean of 2.7 TTC/100 mL; 95% CI: 2.3–3.0 TTC/100 mL) compared with unfiltered water (Figure 2). The quality of stored drinking water was significantly better in intervention households than control households (geometric mean 3 vs. 181 TTC/100 mL, respectively, $p < 0.001$). In intervention households, the geometric mean removal from influent (unfiltered) to effluent was 2.2 \log_{10} TTC/100 mL (95% CI: 2.1–2.3 \log_{10} TTC/100 mL), corresponding to a 99.4% (95% CI: 99.3–99.5%) reduction.

Reported Diarrhea

Diarrhea longitudinal prevalence in children <2 years was 13.6% (72/530) in the control arm and 6.6% (40/608) in the intervention arm, representing a 53% reduction (longitudinal prevalence ratio, LPR = 0.47, 95% CI: 0.30–0.73, $p = 0.001$) (Table 3 and Figure 3). When restricted to children of HIV-positive mothers, the intervention was associated with a 50% reduction in diarrhea (LPR = 0.50, 95% CI: 0.31–0.80, $p = 0.004$). For all household members, diarrhea longitudinal prevalence was 3.5% (101/2906) in the control group and 1.6% (50/3168) in the intervention (LPR = 0.46, 95% CI: 0.30–0.70, $p < 0.001$).

Diarrhea was classified as persistent (≥ 14 days) in 26.2% (39/149) of reported weeks with diarrhea for all household members and 27.0% (30/111) of reported weeks with diarrhea for children <2 years (Table 3). Most persistent diarrhea occurred in children <2 years (76.9%, 30/39), and the 5 people who had more than one visit with persistent diarrhea were all children <2 years. The intervention resulted in reductions in persistent diarrhea for children <2 years (LPR = 0.63, 95% CI: 0.28–1.40, $p = 0.26$) and all household members (LPR = 0.75, 95% CI: 0.37–1.53, $p = 0.43$) though results were not statistically significant.

Weight-for-age z-scores (WAZ) in children <2 years

There was no evidence of a difference between the intervention and control groups in mean WAZ scores (−1.21 vs. −1.24, respectively, $p = 0.92$). Adjusting for baseline WAZ did not change this conclusion (−1.18 vs. −1.31, respectively, $p = 0.85$).

Children with concurrent diarrhea had lower average WAZ scores compared to children without diarrhea (−1.46 vs. −1.20, respectively, $p < 0.001$). After adjusting for WAZ at baseline, mean WAZ scores among children <2 years with diarrhea were 0.26 lower than in children without diarrhea (95% CI: −0.37 to −0.14, $p < 0.001$).

Water Quality, Diarrhea, and WAZ

There was a suggestion of a positive trend between diarrhea prevalence and household fecal water contamination (Figure 4). The results of the fractional polynomial models showed that the linear model adequately described the relationship between log diarrhea prevalence and \log_{10} TTC. This relationship was significant for all household members (age-adjusted LPR for the increase in prevalence with \log_{10} TTC = 1.29, 95% CI: 1.14–1.45, $p < 0.001$), and for children <2 years (age-adjusted LPR for \log_{10} TTC = 1.20, 95% CI: 1.05–1.39, $p = 0.01$). Though adjusting for trial arm attenuated the association between water quality and diarrhea, there was still weak evidence of an effect (age- and arm-adjusted LPR for \log_{10} TTC = 1.15, 95% CI: 0.99–1.33, $p = 0.07$ for all household members; age- and arm-adjusted LPR for \log_{10} TTC = 1.09, 95% CI: 0.92–1.28, $p = 0.33$ for children <2 years). In contrast, there was no evidence of an association of water quality and WAZ (mean change in WAZ for \log_{10} TTC = 0.00, 95% CI: −0.05 to 0.04, $p = 0.93$); adjusting for trial arm did not change this conclusion.

Mortality of children <2 years

During the study, there were 9 deaths, all in children <2 years; 3/61 (5%) in the intervention arm and 6/60 (10%) in the control. The cause of death was recorded as reported by the primary caregiver. In the intervention arm, only one death was gastrointestinal (reported as diarrhea/vomiting); other deaths were from respiratory illness and consuming rat poison. In the control arm, deaths were potentially all gastrointestinal-related (diarrhea/vomiting, diarrhea/malnutrition [3 children], diarrhea/coughing,

Table 1. Selected baseline characteristics of intervention and control households.

		Intervention	Control
Demographics	Number of households	61 (51%)	59 (49%)
	Number of households in Ngwerere	27 (44%)	27 (46%)
	Number of households in Kasisi	34 (56%)	32 (54%)
	Number of people	299	300
	Number of children 6–12 months	61	60
	Median persons per household (range)	5 (2–10)	5 (2–10)
	Median mother's age (range)	28 (17–44)	30 (18–41)
	Mother is married or living with partner	54 (89%)	41 (69%)
	Mother has some education	49 (80%)	48 (81%)
	Mother is HIV-positive	51 (84%)	49 (83%)
	Mother on antiretroviral therapy	17 (28%)	16 (27%)
Socioeconomic quintiles	Lowest	3 (5%)	14 (24%)
	Low	4 (7%)	4 (7%)
	Middle	20 (33%)	13 (22%)
	High	21 (34%)	16 (27%)
	Highest	13 (21%)	12 (20%)
Water Source	Piped into home or yard	3 (5%)	3 (5%)
	Public standpipe	12 (20%)	10 (17%)
	Borehole	7 (11%)	11 (19%)
	Protected dug well	3 (5%)	7 (12%)
	Unprotected dug well	35 (57%)	27 (46%)
	Surface Water	1 (2%)	1 (2%)
Water, Sanitation & Hygiene practices	Report usually treating water	12 (20%)	13 (22%)
	Report usually chlorinating	12 (20%)	11 (19%)
	Report usually boiling	0 (0%)	3 (5%)
	Had treated water at time of visit	6 (10%)	7 (12%)
	Water storage container covered	54 (89%)	49 (83%)
	Use cup used to draw water from storage container	10 (16%)	17 (29%)
	Improved sanitation facility	15 (25%)	16 (28%)
	Soap present in household	27 (44%)	32 (54%)
Water Quality	Household TTC Geometric Mean (95%CI) ¹	272 (157–470)	317 (179–564)
	Source TTC: Geometric mean (95% CI) ¹	117 (72–190)	193 (114–328)
	Household free chlorine ≥ 0.2 mg/L ¹	1 (2%)	0 (0%)
	Source free chlorine ≥ 0.2 mg/L ¹	0 (0%)	0 (0%)
Diarrhea in all household members	Diarrhea in the past 7 days ¹	44 (15%)	27 (9%)
	Persistent diarrhea in the past 7 days ¹	10 (3%)	5 (2%)
	Persistent diarrhea in the past 7 days ¹	10 (3%)	5 (2%)
Children <2 years	Median age (SD) in months at recruitment	7.5 (1.9)	6.9 (1.9)
	Male	34 (56%)	22 (37%)
	Diarrhea in past 7 days	18 (30%)	17 (28%)
	Persistent diarrhea in past 7 days	4 (7%)	4 (7%)
	HIV-positive, if known	2 (3%)	1 (2%)
	Mean (SD) Weight-for-age z-score	−0.81 (1.42)	−0.97 (1.59)
	Currently breastfed	49 (80%)	46 (77%)
Study Follow up Time	Mean follow up (min-max) in months	11.2 (7–12)	11.3 (8–12)

¹Data are missing for 1 household on stored water TTC, 2 households on source water TTC, and 3 households on stored water chlorine residual. Three individuals are missing data on reported diarrhea and 5 individuals missing data on persistent diarrhea.

doi:10.1371/journal.pone.0046548.t001

Table 2. Filter use and acceptability among intervention households.

	Final Visit		All Visits	
	N = 53	%	N = 627	%
Filter Use				
Reported user ¹	51/53	96%	596/620	96%
Confirmed user ²	49/53	92%	540/620	87%
Exclusive use by mother today/yesterday ³	49/53	92%	591/624	95%
Exclusive use by child <2 years today/yesterday ³	48/50	96%	171/184	93%
Filter present in household	53/53	100%	625/626	>99%
Filtered water for drinking today or yesterday	53/53	100%	606/624	97%
Currently have filtered water stored ⁴	51/53	96%	606/622	97%
Always used filter in past week	53/53	100%	620/623	>99%
Stored filtered $\geq 1 \log_{10}$ TTC lower than unfiltered water, or <10 TTC/100 mL	49/51	96%	557/604	92%
Median volume of filtered water used per day (range) ⁵	5 L (5 L)		5 L (2.5–20 L)	
Mother is responsible for filter	53/53	100%	617/626	99%
What people like best about the filter				
Provides safe water	40/53	75%	337/618	55%
Improves water taste	7/53	13%	129/618	21%
Provides good water	5/53	9%	143/618	23%
Easy to Use	1/53	2%	11/618	2%
What people like least about the filter				
Nothing – everything is ok	53/53	100%	615/621	99%
Flow rate is too slow	0/53	0%	3/621	<1%
Filter is broken/has a problem	0/53	0%	2/621	<1%
Doesn't provide enough water	0/53	0%	1/621	<1%
Filter Maintenance⁶				
Backwashed today or yesterday	52/53	98%	601/624	96%
Cleaned pre-filter today or yesterday	52/53	98%	603/624	97%
Water Storage				
Using storage container provided	53/53	100%	623/625	>99%
Storage container capped	52/53	98%	623/624	>99%
Only store filtered water in supplied containers	51/53	96%	610/624	98%

¹Households were classified as “reported users” if 1) the filter was observed at the time of visit, 2) the storage vessel contained water reported to be treated, and 3) the respondent reported using the filter today or yesterday.

²Households were classified as “confirmed users” if in addition to the criteria for reported users, there was at least a 1 \log_{10} TTC improvement in stored household water over unfiltered water, or stored water quality was <10 TTC/100 ml.

³Exclusive use was defined as not drinking any unfiltered water today or yesterday. For all households that did not report exclusive use, the reason for drinking unfiltered water was that they were away from home. For children <2 years, 3 children in intervention arm died so there are data missing at the final visit. Exclusive use for children <2 years data were only collected in the last quarter of the study period.

⁴Mothers that didn't have filtered water reported that they did not have time to filter.

⁵5 L is 1 container provided; all households reported 1 container (2 households missing data).

⁶Households were instructed to backwash and clean the pre-filters daily, as recommended by the manufacturer.

doi:10.1371/journal.pone.0046548.t002

and malnutrition). All but one were children born to HIV-positive mothers, and two children were known to be HIV-positive. There was no evidence of an impact of the intervention on all-cause mortality among children <2 years (RR = 0.56; 95% CI: 0.13–2.37, $p = 0.43$), though the study was not designed to detect a difference in mortality as an outcome.

Discussion

To our knowledge, this study is the first randomized controlled trial to examine a HWTS intervention among HIV-positive mothers with young children. Our findings suggest that the intervention was used correctly and consistently, was highly

effective in improving drinking water quality, and was protective against diarrhea.

Filter use was particularly high in our study; households were using the filters in 96% of visits and use was further confirmed with water quality testing in 87% of visits. Some of the households that did not meet the water quality testing criterion for confirmed use may have been actually using the filter, but recontamination during storage prevented the criterion from being met. It is possible that repeated surveying contributed to increased use of the intervention [47]; some studies have lower uptake of HWTS when delivered programmatically rather than in research-driven efficacy trials such as this [48,49]. However, there is some evidence that use is particularly high for filtration compared to other HWTS

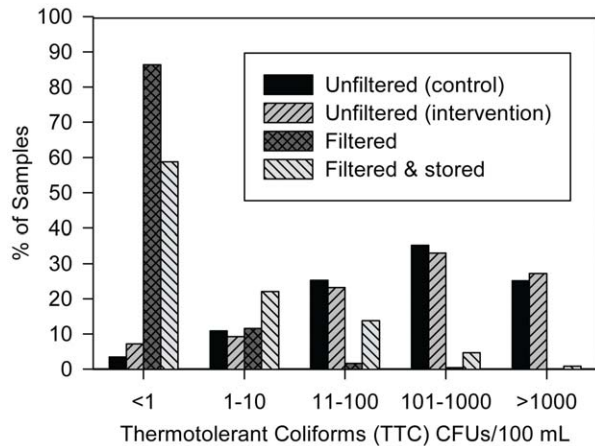


Figure 2. Water quality testing results. Unfiltered water is for all households; filtered and stored filtered is only for the intervention arm. doi:10.1371/journal.pone.0046548.g002

technologies [35,50]. Previous studies of LifeStraw filters reported 68% use 8 months after distribution (Boisson et al 2010) and 83% use 2 months after distribution LifeStraw Family and LifeStraw personal filters combined) [51]. Furthermore, it is possible that use may be particularly high among HIV-positive mothers with young children because of increased concern and awareness of health; chlorination use has been found to be high among similar populations [25,29].

A previous field trial of the LifeStraw Family filter in the Congo also reported high rates of use (76%) [38]. However, nearly all householders in that study (83% of adults and 95% of children <5 years) reported also drinking from other untreated sources, compared with only 5% of mothers and 7% of children <2 years in our trial. The large difference in exclusive use may be attributable to the fact that in the Congo trial households were advised to only use water directly from the filter and were not provided with safe storage containers, implying that safe storage containers may be essential to ensure exclusive use of HWTS. At the same time, there is little evidence that the practice of storing water after it is filtered adversely impacted drinking water quality in the home.

Diarrhea reductions in our study exceeded the 35–44% commonly found by HWTS [14,15,16]. Diarrhea reductions may have been particularly high among our population because of the increased risk of water-related pathogens in households with PLHIV [13,52,53] and the performance of the intervention in removing the full array of microbial pathogens. Furthermore, use and exclusive use was high among our population, and there is an increased health impact among high-frequency HWTS users [28,54]. However, the intervention did not result in significant reductions in persistent diarrhea among children <2 years or all household members. Previous research has found that household water treatment may be more effective in reducing shorter episodes of diarrhea compared to persistent diarrhea [55].

Water quality showed a positive trend with reported diarrhea, both for children <2 years and all household members. Interventions that improve water quality are known to reduce diarrheal disease [15,56], though the relationship between drinking water quality bacterial indicators and general diarrheal disease is not well established [56,57,58]. An observational study in Tanzania found a relationship between health and fecal contamination on hands but not in stored drinking water [59], though a previous trial of a household ceramic filter in Colombia found a

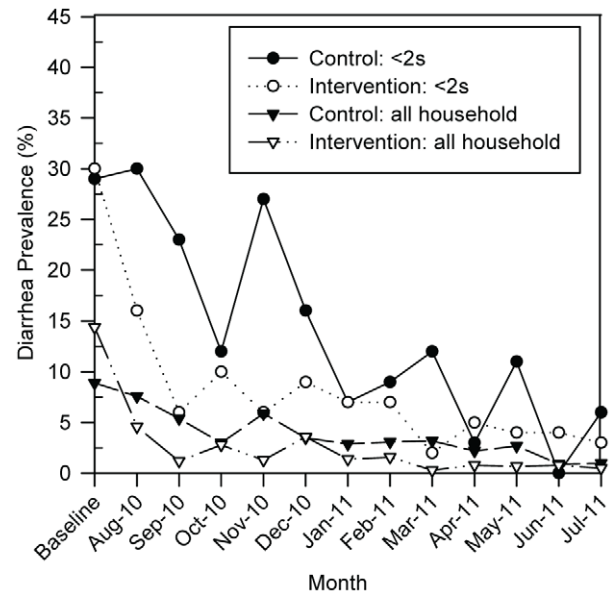


Figure 3. Longitudinal prevalence of diarrhea in children <2 years and all household members. Data for July 2010 are grouped with August 2010, due to follow-up visits commencing the final week of July. doi:10.1371/journal.pone.0046548.g003

significant relationship between water quality and diarrhea [60]. In our study, the suggestion of positive trend between diarrhea and water quality supports our finding that the water quality intervention resulted in a reduction in diarrheal disease; presumably participants would be unable to base reported diarrhea on actual TTC levels in their water considering they were not aware of exact TTC levels.

Though we did not find an impact of the intervention on WAZ, we did detect a significant association between WAZ and reported diarrhea. The lack of difference in WAZ between our trial arms despite the reduction in reported diarrhea and the association between WAZ and reported diarrhea merits further discussion. It is possible that reported diarrhea data may be of questionable reliability; open trial designs of self-reported outcomes are subject to bias [61]. We cannot entirely rule out or assess the effects of biased self-reporting of diarrhea. However, the relationship between diarrhea and water quality is well-established and is the basis for international drinking water quality standards [62]. The fact that we observed this same relationship here suggests that our results are not solely attributable to bias self-report. Moreover, we found no association between WAZ and water quality; given that the intervention may only influence WAZ via water quality, the intervention may not be appropriate to improve WAZ. Furthermore, diarrhea and WAZ may be associated primarily due to persistent diarrhea. We did not find a significant reduction in persistent diarrhea in children <2 years ($p=0.26$) and a previous trial in Guatemala found that a HWTS intervention mostly prevented short episodes [55,63]. Therefore, the diarrhea experienced by our intervention arm may have been more persistent compared to the intervention group. This is supported by a stronger relationship between diarrhea and WAZ in the intervention arm than in the control arm ($p=0.003$ for interaction); persistent diarrhea is known to impair growth [42,64]. Though we cannot entirely discount the possibility of reporting bias, WAZ may not be an appropriate measure for diarrhea in HWTS trials, though further investigation is needed.

Table 3. Longitudinal prevalence of diarrhea in intervention and control groups.

	% Weeks with diarrhea of total possible person-weeks of diarrhea		LPR ¹ (95% CI)	P
	Intervention	Control		
Diarrhea				
<2 years	6.6% (40/608)	13.6% (72/530)	0.47 (0.30–0.73)	0.001
<2 years, HIV-exposed ²	7.1% (36/509)	13.8% (58/419)	0.50 (0.31–0.80)	0.004
<5 years	4.3% (42/967)	8.9% (79/891)	0.51 (0.32–0.80)	0.003
All household	1.6% (50/3168)	3.5% (101/2906)	0.46 (0.30–0.70)	<0.001
Persistent diarrhea (≥14 d)				
<2 years	2.1% (13/608)	3.2% (17/529)	0.63 (0.28–1.40)	0.26
<2 years, HIV-exposed ²	2.2% (11/509)	3.3% (14/419)	0.61 (0.25–1.49)	0.28
<5 years	1.5% (14/967)	1.9% (17/890)	0.77 (0.35–1.70)	0.51
All household	0.6% (18/3168)	0.7% (21/2904)	0.75 (0.37–1.53)	0.43

LPR = Longitudinal Prevalence Ratio.

¹Accounting for repeated measures (children <2 years) and clustering within household (all household data).

²Child is considered HIV-exposed if their mother is HIV-positive.

doi:10.1371/journal.pone.0046548.t003

There are some limitations to our study. First, the reliance on self-reported data for diarrhea disease in a non-blinded HWTS intervention trial has previously been criticized [34,35]. However, the suggestion of positive trend between water quality and diarrhea suggests that most of the self-reported diarrhea may be verifiable. Second, baseline diarrhea prevalence was not evenly distributed between our trial arms for all household members, though this would only result in a conservative estimate of the intervention effect and baseline diarrhea may not be predictive of

diarrhea during the intervention period [63]. Third, because we recruited from health clinics, we were not capturing the most vulnerable population that does not have access to health facilities or is too sick to access these services. Finally, our study was conducted in Chongwe District, Zambia and may not be generalizable to other locations with different water quality and practices.

Despite these limitations, our findings indicate that HWTS may be particularly beneficial among HIV-positive mothers with young

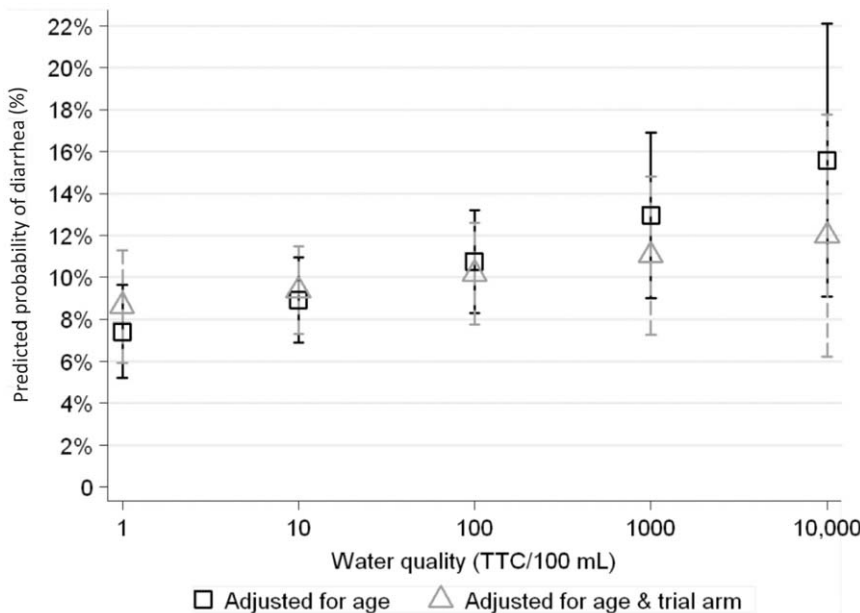


Figure 4. Water quality and diarrhea in children <2 years. Water quality is of stored drinking water (stored filtered water for intervention households and unfiltered water for control households). If intervention households did not have stored filtered water available, it was assumed they were drinking unfiltered water. Both analyses are adjusted for age; adjusting for trial arm is examined separately due to the partial collinearity between trial arm and water quality. Predicted probabilities of diarrhea are from unadjusted and adjusted binomial regression models with log link functions and robust standard errors with GEE to account for repeated measures. Error bars represent 95% confidence intervals. Unadjusted model coefficients: $\ln(\text{diarrhea prevalence}) = -1.25 + 0.186(\log_{10}\text{TTC}) + -0.0991(\text{child's age})$. Adjusted model coefficients: $\ln(\text{diarrhea prevalence}) = -0.868 + 0.0825(\log_{10} \text{ water quality}) + -0.0990(\text{child's age}) + -0.506 (\text{trial arm})$. doi:10.1371/journal.pone.0046548.g004

children. Though our study was not designed to examine mortality of children <2 years, our study results and previous research [65] suggest that HWTS may have the potential to reduce mortality in young children. The effect of HWTS on mortality of young children needs to be further explored in the form of a full randomized, controlled trial.

Supporting Information

Protocol S1 Trial Protocol.
(DOC)

Checklist S1 CONSORT Checklist.
(DOC)

References

- UNAIDS (2010) UNAIDS Report on the Global AIDS Epidemic. Joint United Nations Program on HIV/AIDS.
- Mermin J, Lule J, Ekwari JP, Malamba S, Downing R, et al. (2004) Effect of cotrimoxazole prophylaxis on morbidity, mortality, CD4-cell count, and viral load in HIV infection in rural Uganda. *Lancet* 364: 1428–1434.
- Stark D, Barratt JL, van Hal S, Marriott D, Harkness J, et al. (2009) Clinical significance of enteric protozoa in the immunosuppressed human population. *Clin Microbiol Rev* 22: 634–650.
- Isaac R, Alex RG, Knox TA (2008) Malabsorption in wasting HIV disease: diagnostic and management issues in resource-poor settings. *Trop Doct* 38: 133–134.
- Bushen OY, Davenport JA, Lima AB, Piscitelli SC, Uzgiris AJ, et al. (2004) Diarrhea and reduced levels of antiretroviral drugs: improvement with glutamine or alanyl-glutamine in a randomized controlled trial in northeast Brazil. *Clin Infect Dis* 38: 1764–1770.
- Brantley RK, Williams KR, Silva TM, Sstrom M, Thielman NM, et al. (2003) AIDS-associated diarrhea and wasting in Northeast Brazil is associated with subtherapeutic plasma levels of antiretroviral medications and with both bovine and human subtypes of *Cryptosporidium parvum*. *Braz J Infect Dis* 7: 16–22.
- Filteau S (2009) The HIV-exposed, uninfected African child. *Trop Med Int Health* 14: 276–287.
- Makasa M, Kasonka L, Chisenga M, Sinkala M, Chintu C, et al. (2007) Early growth of infants of HIV-infected and uninfected Zambian women. *Trop Med Int Health* 12: 594–602.
- Omari AA, Luo C, Kankasa C, Bhat GJ, Bunn J (2003) Infant-feeding practices of mothers of known HIV status in Lusaka, Zambia. *Health Policy Plan* 18: 156–162.
- WHO (November 2009) HIV and infant feeding: Revised Principles and Recommendations RAPID ADVICE. Geneva: World Health Organization.
- Fox MP, Brooks DR, Kuhn L, Aldrovandi G, Sinkala M, et al. (2009) Role of breastfeeding cessation in mediating the relationship between maternal HIV disease stage and increased child mortality among HIV-exposed uninfected children. *Int J Epidemiol* 38: 569–576.
- Chiller TM, Mendoza CE, Lopez MB, Alvarez M, Hoekstra RM, et al. (2006) Reducing diarrhoea in Guatemalan children: randomized controlled trial of flocculant-disinfectant for drinking-water. *Bull World Health Organ* 84: 28–35.
- Peletz R, Simuyandi M, Sarenje K, Baisley K, Kelly P, et al. (2011) Drinking water quality, feeding practices, and diarrhea among children under 2 years of HIV-positive mothers in peri-urban Zambia. *Am J Trop Med Hyg* 85: 318–326.
- Waddington H, Snilstveit B (2009) Effectiveness and sustainability of water, sanitation, and hygiene interventions in combating diarrhoea. *Journal of Development Effectiveness* 1: 295–335.
- Clasen T, Roberts I, Rabie T, Schmidt W, Cairncross S (2006) Interventions to improve water quality for preventing diarrhoea. *Cochrane Database of Systematic Reviews* 3: CD004794.
- Fewtrell L, Colford JM, Jr. (2005) Water, sanitation and hygiene in developing countries: interventions and diarrhoea—a review. [erratum appears in *Water Sci Technol*. 2005;52(12):299]. *Water Science & Technology* 52: 133–142.
- USAID (2008) Programming Guidance for Integrating Water, Sanitation, and Hygiene Improvement into HIV/AIDS Programs to Reduce Diarrhea Morbidity.
- USAID CDC (2008) Programming Water, Sanitation and Hygiene (WASH) Activities in U.S. Government Country Operational Plans (COPs): A Toolkit for FY2009 Planning.
- WSP (June 2007) Water, Sanitation, and Hygiene for People Living with HIV and AIDS. Field Note. Water and Sanitation Program.
- Water Supply & Sanitation Collaborative Council (February 2009) HIV/AIDS & WASH. WSSCC Reference Note.
- Lugada E, Millar D, Haskew J, Grabowsky M, Garg N, et al. (2010) Rapid implementation of an integrated large-scale HIV counseling and testing, malaria, and diarrhea prevention campaign in rural Kenya. *PLoS One* 5: e12435.
- Kangamba M, Roberts C, Campbell J, Service J, Adalla C (July 2006) Water & Sanitation Assessment of Home-Based Care Clients in Zambia. CRC, WHO, and USAID.
- Lockwood K, Msapato K, Senefeld S, Nodi J, Perrin P, et al. (July 2006) Water and Sanitation Assessment of Home-Based Care Clients in Malawi. CRC, WHO, and USAID.
- Potgieter N, Koekemoer R, Jagals P (2007) A pilot assessment of water, sanitation, hygiene and home-based care services for people living with HIV/AIDS in rural and peri-urban communities in South Africa. *Water Sci Technol* 56: 125–131.
- Xue J, Mhango Z, Hoffman IF, Mofolo I, Kamanga E, et al. (2010) Use of nutritional and water hygiene packages for diarrhoeal prevention among HIV-exposed infants in Lilongwe, Malawi: an evaluation of a pilot prevention of mother-to-child transmission post-natal care service. *Trop Med Int Health* 15: 1156–1162.
- Colindres P, Mermin J, Ezati E, Kambabazi S, Buyungo P, et al. (2008) Utilization of a basic care and prevention package by HIV-infected persons in Uganda. *AIDS Care* 20: 139–145.
- Lule JR, Mermin J, Ekwari JP, Malamba S, Downing R, et al. (2005) Effect of home-based water chlorination and safe storage on diarrhea among persons with human immunodeficiency virus in Uganda. *American Journal of Tropical Medicine & Hygiene* 73: 926–933.
- Barzilay EJ, Aghoghovbia TS, Blanton EM, Akinpelumi AA, Coldiron ME, et al. (2011) Diarrhea prevention in people living with HIV: an evaluation of a point-of-use water quality intervention in Lagos, Nigeria. *AIDS Care* 23: 330–339.
- Harris JR, Greene SK, Thomas TK, Ndivo R, Okanda J, et al. (2009) Effect of a point-of-use water treatment and safe water storage intervention on diarrhea in infants of HIV-infected mothers. *J Infect Dis* 200: 1186–1193.
- PSI (2010) Basic HIV Care and Prevention Package. Washington DC: Population Services International.
- CDC (2009) CDC Global Health: Revisiting Successful Integration of Public Health Interventions. U.S. Department of Health and Human Services, Center for Disease Control and Prevention, Center for Global Health.
- U.S. Government (2011) FY 2010 PEPFAR Country Operational Plans. Office of the U.S. Global AIDS Coordinator and the Bureau of Public Affairs, U.S. State Department.
- Korich DG, Mead JR, Madore MS, Sinclair NA, Sterling CR (1990) Effects of ozone, chlorine dioxide, chlorine, and monochloramine on *Cryptosporidium parvum* oocyst viability. *Appl Environ Microbiol* 56: 1423–1428.
- Schmidt WP, Cairncross S (2009) Household water treatment in poor populations: is there enough evidence for scaling up now? *Environ Sci Technol* 43: 986–992.
- Hunter PR (2009) Household water treatment in developing countries: comparing different intervention types using meta-regression. *Environ Sci Technol* 43: 8991–8997.
- WHO (2004) Guidelines for Drinking-water Quality, Third Edition. Geneva: World Health Organization.
- Schmidt WP, Boisson S, Genser B, Barreto M, Baisley K, et al. (2009) Weight-for-age z-score as a proxy marker for diarrhoea in epidemiological studies. *J Epidemiol Community Health*.
- Boisson S, Kiyombo M, Stheshley L, Tumba S, Makambo J, et al. (2010) Field assessment of a novel household-based water filtration device: a randomised, placebo-controlled trial in the Democratic Republic of Congo. *PLoS One* 5: e12613.
- Clasen T, Naranjo J, Frauchiger D, Gerba C (2009) Laboratory assessment of a gravity-fed ultrafiltration water treatment device designed for household use in low-income settings. *Am J Trop Med Hyg* 80: 819–823.
- Eaton AD, Franson MAH, Clesceri LS (2005) Standard methods for the examination of water & wastewater American Public Health Association, American Water Works Association, Water Environment Federation.

Acknowledgments

We thank all of the women and children who contributed to this study. We also thank the staff of Ngwerere and Kasisi health clinics for their assistance with recruitment and follow-up visits, Verah Yambayamba for her diligent efforts in collecting the data, Max Katubulushi for the project accounting and logistical support, Allan Mbewe for his collaboration with the University of Zambia, Michelo Simuyandi for his collaboration and support, Wolf-Peter Schmidt for his assistance with the statistical methods, and the TROPGAN team at University Teaching Hospital, Zambia.

Author Contributions

Conceived and designed the experiments: RP SF PK TC. Performed the experiments: RP MS KS. Analyzed the data: RP KB. Wrote the paper: RP KB SF PK TC.

41. Morris SS, Cousens SN, Kirkwood BR, Arthur P, Ross DA (1996) Is prevalence of diarrhea a better predictor of subsequent mortality and weight gain than diarrhea incidence? *Am J Epidemiol* 144: 582–588.
42. WHO (2005) *The Treatment of diarrhoea : a manual for physicians and other senior health workers – 4th rev.* Geneva: Department of Child and Adolescent Health Development.
43. UNICEF/WHO (2009) *Diarrhoea: Why children are still dying and what can be done.* New York/Geneva: UNICEF and WHO.
44. Cogill B (2003) *Anthropometric Indicators Measurement Guide.* Washington, D.C.
45. Gwatkin DR, Rutstein S, Johnson K, Suliman E, Wagstaff A, et al. (2002) Socio-Economic Difference in Health, Nutrition, and Population: Zambia 1996, 2001/02.
46. Hayes RJ, Moulton LH (2009) *Cluster Randomised Trials.* London: CRC Press.
47. Zwane AP, Zinman J, Van Dusen E, Pariente W, Null C, et al. (2011) Being surveyed can change later behavior and related parameter estimates. *Proc Natl Acad Sci U S A* 108: 1821–1826.
48. Arnold B, Arana B, Mausezahl D, Hubbard A, Colford JM, Jr. (2009) Evaluation of a pre-existing, 3-year household water treatment and handwashing intervention in rural Guatemala. *Int J Epidemiol* 38: 1651–1661.
49. Mausezahl D, Christen A, Pacheco GD, Tellez FA, Iriarte M, et al. (2009) Solar drinking water disinfection (SODIS) to reduce childhood diarrhoea in rural Bolivia: a cluster-randomized, controlled trial. *PLoS Med* 6: e1000125.
50. Brown J, Sobsey MD, Loomis D (2008) Local drinking water filters reduce diarrheal disease in Cambodia: a randomized, controlled trial of the ceramic water purifier. *Am J Trop Med Hyg* 79: 394–400.
51. De Ver Dye T, Apondi R, Lugada E, Kahn JG, Sandiford-Day MA, et al. (2011) A qualitative assessment of beliefs, attitudes, and behaviors related to diarrhea and water filtration in rural Kenya. *Am J Public Health* 101: 1515–1520.
52. Kelly P, Todd J, Sianongo S, Mwansa J, Sinsungwe H, et al. (2009) Susceptibility to intestinal infection and diarrhoea in Zambian adults in relation to HIV status and CD4 count. *BMC Gastroenterol* 9: 7.
53. Central Statistical Office (CSO) MoHM, Tropical Diseases Research Centre (TDRC), University of Zambia aMII (2009) *Zambia Demographic and Health Survey 2007.* Calverton, Maryland, USA: CSO and Macro International Inc.
54. Arnold BF, Colford JM, Jr. (2007) Treating water with chlorine at point-of-use to improve water quality and reduce child diarrhea in developing countries: a systematic review and meta-analysis. *Am J Trop Med Hyg* 76: 354–364.
55. Reller ME, Mendoza CE, Lopez MB, Alvarez M, Hoekstra RM, et al. (2003) A randomized controlled trial of household-based flocculant-disinfectant drinking water treatment for diarrhea prevention in rural Guatemala. *Am J Trop Med Hyg* 69: 411–419.
56. Gundry S, Wright J, Conroy R (2004) A systematic review of the health outcomes related to household water quality in developing countries. *J Water Health* 2: 1–13.
57. Brown JM, Proum S, Sobsey MD (2008) *Escherichia coli* in household drinking water and diarrheal disease risk: evidence from Cambodia. *Water Sci Technol* 58: 757–763.
58. Jensen PK, Jayasinghe G, van der Hoek W, Cairncross S, Dalsgaard A (2004) Is there an association between bacteriological drinking water quality and childhood diarrhoea in developing countries? *Trop Med Int Health* 9: 1210–1215.
59. Pickering AJ, Davis J, Walters SP, Horak HM, Keymer DP, et al. (2010) Hands, water, and health: fecal contamination in Tanzanian communities with improved, non-networked water supplies. *Environ Sci Technol* 44: 3267–3272.
60. Clasen T, Garcia Parra G, Boisson S, Collin S (2005) Household-based ceramic water filters for the prevention of diarrhea: a randomized, controlled trial of a pilot program in Colombia. *Am J Trop Med Hyg* 73: 790–795.
61. Wood L, Egger M, Gluud LL, Schulz KF, Juni P, et al. (2008) Empirical evidence of bias in treatment effect estimates in controlled trials with different interventions and outcomes: meta-epidemiological study. *BMJ* 336: 601–605.
62. WHO (2011) *Guidelines for Drinking-water Quality, Fourth Edition.* Geneva: World Health Organization.
63. Schmidt WP, Arnold B, Boisson S, Genser B, Luby S, et al. (2011) Epidemiological methods in diarrhoea studies- an update. *Int J Epidemiol* 1–15.
64. Moore SR, Lima NL, Soares AM, Oria RB, Pinkerton RC, et al. (2010) Prolonged episodes of acute diarrhea reduce growth and increase risk of persistent diarrhea in children. *Gastroenterology* 139: 1156–1164.
65. Crump JA, Otieno PO, Slutsker L, Keswick BH, Rosen DH, et al. (2005) Household based treatment of drinking water with flocculant-disinfectant for preventing diarrhoea in areas with turbid source water in rural western Kenya: cluster randomised controlled trial. *BMJ* 331: 478.