

NEW YORK CITY IN 2050 BY <students>

—

PANEL PRESENTATION

# Introduction

Why New York City?

---

New York City is considered to be one of the most biggest cities around the world.

< s1 >



< s2 >



< s3 >



< s4 >

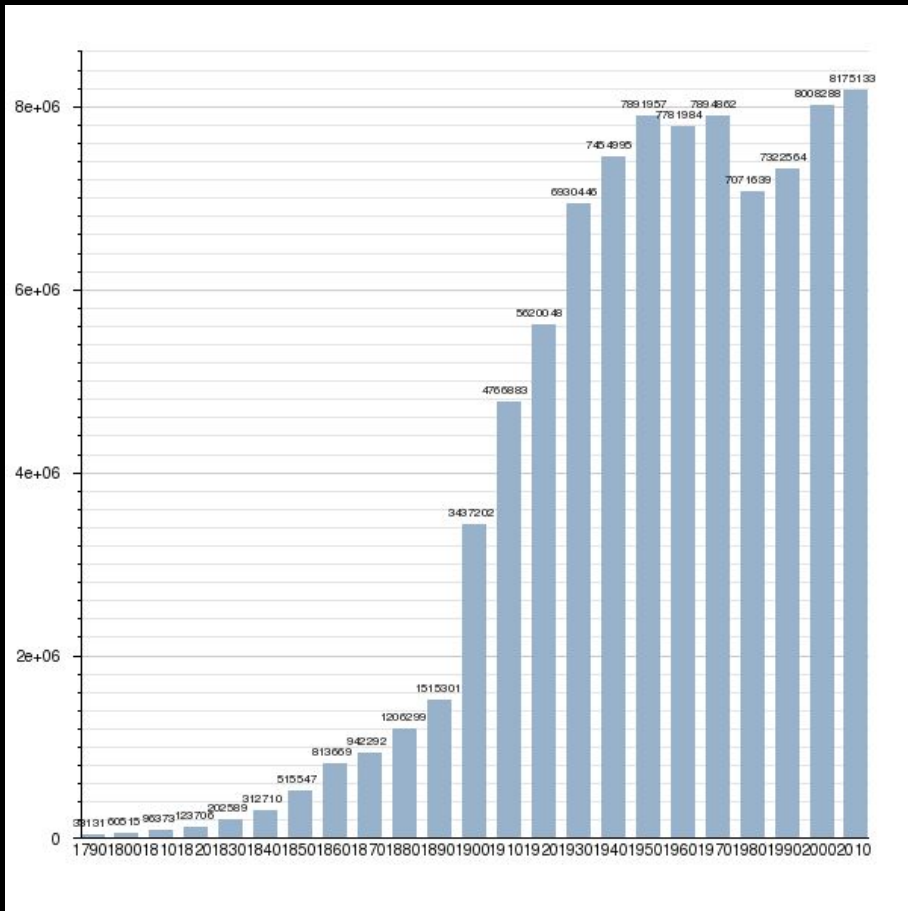


< s5 >




# <s1>- POPULATION





~1890	1890~1910	1910~
10~15%	2x	10~25%





Other ↑	0.--%	1%	2%
Asian ↑	7%	11%	13%
Hispanic ↑	21%	24%	26%
Black ↓	29%	28%	26%
White ↓↓	43%	36%	33%
	1990	2000	2010

# So.. in 2050, NYC is..

Other	10%	Bigger market for people from Middle East!
Asian	20%	More sushi, sushi, fish, sushi...
Hispanic	30%	More frequent Latin festivals!
Black	20%	Solid black communities
White	20%	People can enjoy various cultures!
	%	Result



< s2 >

# ENVIRONMENT





Air pollution



Water supply



Garbage disposal

## Environmental issues in 2015

# Air pollution



1.High cancer risk from airborne chemicals


2.Particle pollution

3.Emissions management

## Garbage disposal

NYC


12,000 tons



other states

## Water supply

9billion  
New yorker



1 billion gallons



# 2050 NYC



W46701

## N.Y 2050 ?

At the beginning of the 21st century, New York symbolize the row model of office in the United States, across its business districts, the richness of its culture (legacy of its melting pot), the density of its urban fabric as the skyscrapers shows and the meshing of its communications lines...

But how will New York provide to the future needs of its growing population?  
And what image will convey its ideas of renewal?



- Light  
- Freedom



- Power  
- Economy



- Involvement  
- Sustainable development

## Climate change

winters will become shorter and wetter, our summer longer and hotter.

## Green border

Raised green waterfronts mitigate flooding and sea-level rise.

## (Re)freshwater

All water is recycled





# New York



story behind



truck > emissions





# NYC practice Thursdays Program Bringing Locally Sourced Foods to Schools



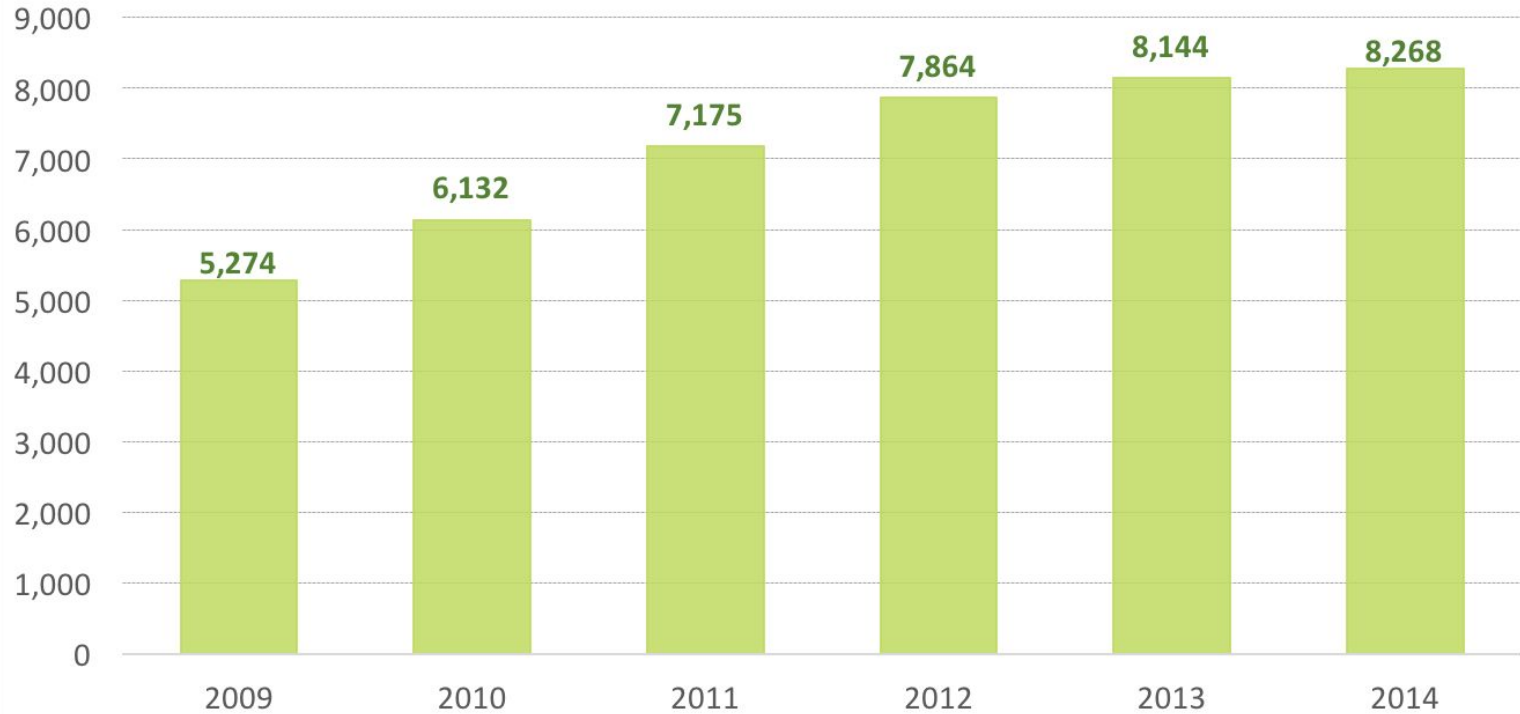
# locally





## Number of Markets in USDA Farmers Market Directory

*Farmers Market Coalition, 2015*





undertaken by Mayor Bloomberg



**by 2050**

**more local foods market  
less carbon emissions**

# Crime and Safety

<s4>

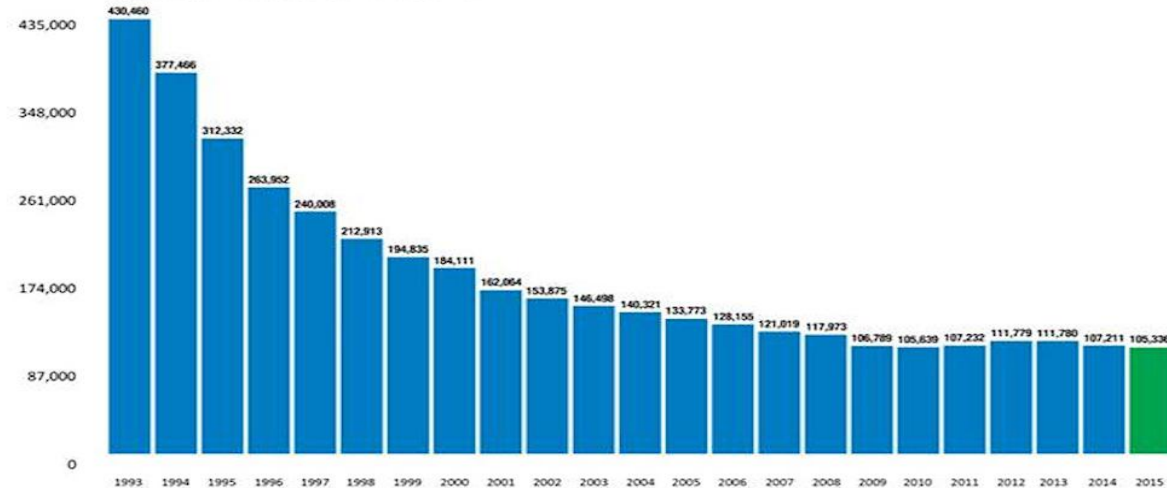
## Overview



# History of Crime



**Overall Crime**  
January 1<sup>st</sup> through December 31<sup>st</sup>



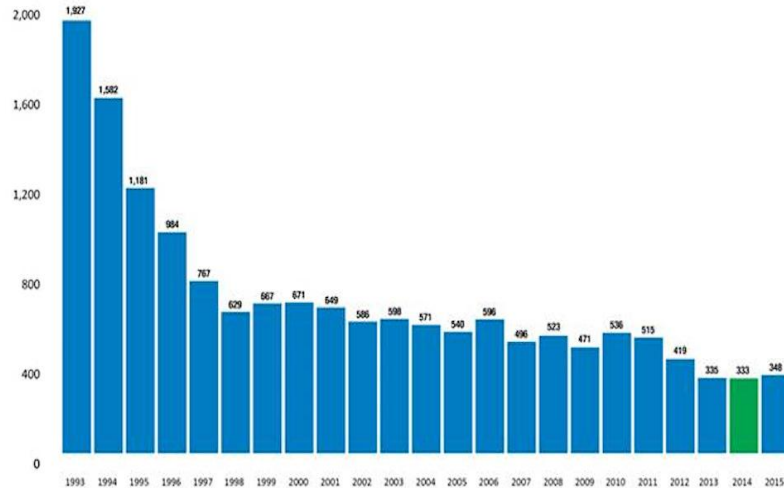
Data preliminary as of 1/4/16

# Crime Statistics Report



## Murder

January 1<sup>st</sup> through December 31<sup>st</sup>

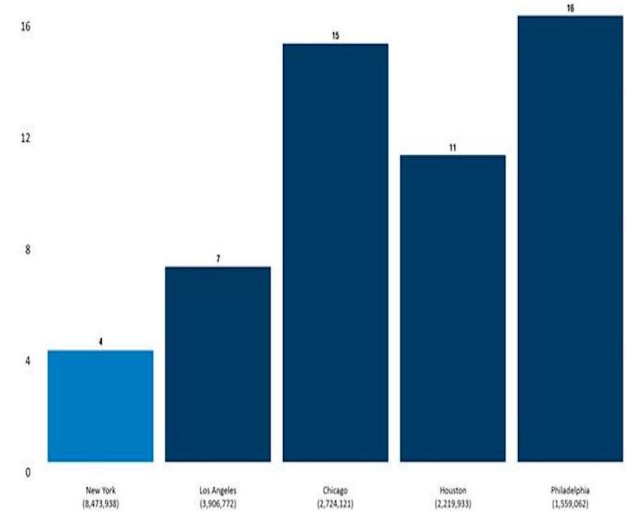


Data preliminary as of 1/4/16



## Murder Rates Per 100K

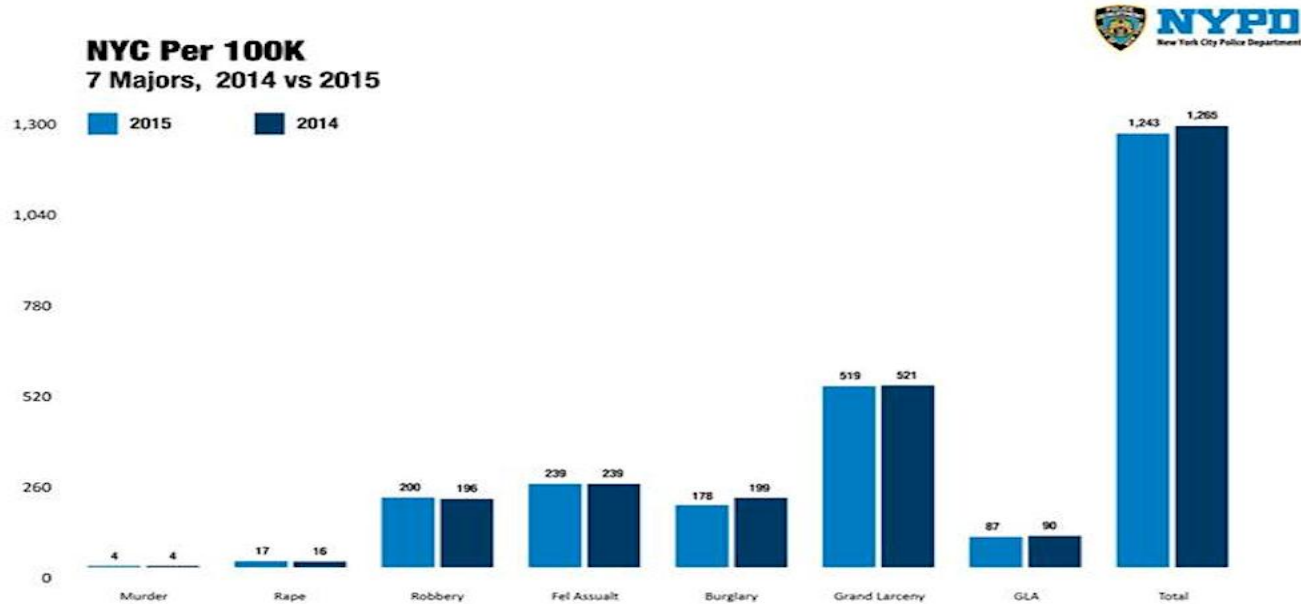
NYC vs LA vs Chicago vs Houston vs Philly, 2014



Data preliminary as of 1/4/16



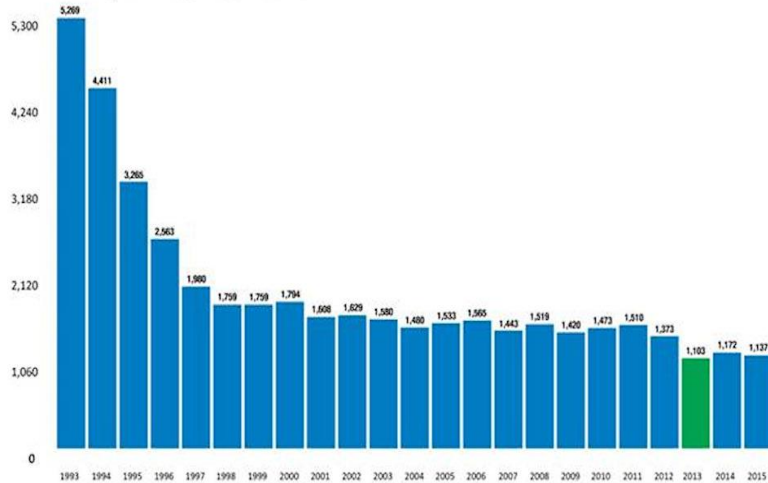
# Crime Statistics Report



# Crime Statistics Report



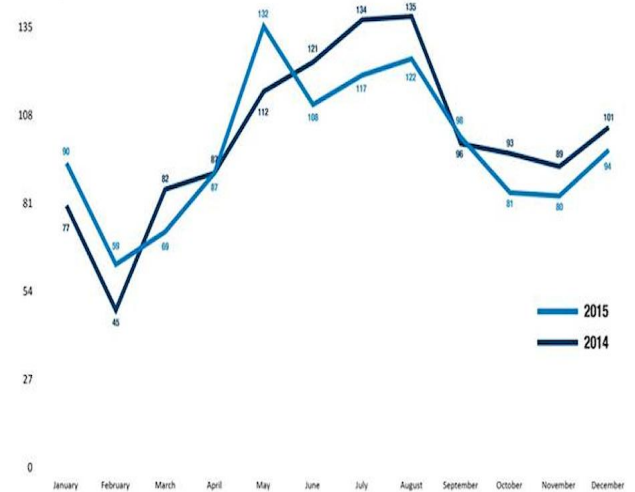
## Shootings January 1<sup>st</sup> through December 31<sup>st</sup>



Data preliminary as of 1/4/16



## Shooting Incidents 2015 By Month



Data preliminary as of 1/4/16

# Crime Rate in 2050

- Although the expected increase in population demographic number, the N.Y city government will mandate new harsh policies to keep the crime rate declined by 2050.

---

< s5 >

# TRANSPORTATION


















PORTES D'ALBANY PORTES D'ALBANY

Questions.....



Thank You For  
listening :)

