

Fall 1974

Focal Spot, Fall 1974

Follow this and additional works at: http://digitalcommons.wustl.edu/focal_spot_archives

Recommended Citation

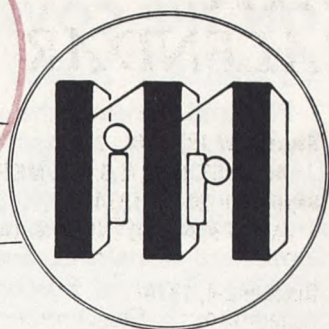
Focal Spot, Fall 1974, October 1974. Bernard Becker Medical Library Archives. Washington University School of Medicine.

This Book is brought to you for free and open access by the Focal Spot at Digital Commons@Becker. It has been accepted for inclusion in Focal Spot Archives by an authorized administrator of Digital Commons@Becker. For more information, please contact engeszer@wustl.edu.

SHELVED IN ARCHIVES

WASHINGTON UNIVERSITY
MAR 21 1977
LIBRARY

FOCAL SPOT



A NEWSLETTER OF MALLINCKRODT INSTITUTE OF RADIOLOGY

VOLUME IV

FALL 1974

NUMBER 10



THE THIRD ANNUAL WENDELL G. SCOTT LECTURE

ON THE COVER

Pictured beneath the portrait of the late Wendell G. Scott, M.D., are lecturer John M. Dennis, M.D., Dean, School of Medicine, Professor and Head, Department of Radiology, University of Maryland, and Michael Ter-Pogossian, M.D., left Mrs. Wendell G. Scott, and Ronald G. Evens, M.D., right. The lecture entitled "External Forces on Radiology" was held on September 9. Dr. Dennis is noted for contributions to many areas of radiology including resident training and postgraduate education. He is currently a Trustee on the American Board of Radiology and Vice Chairman of the Board of Chancellors, American College of Radiology.

Dr. Scott was Professor of Clinical Radiology at Washington University School of Medicine at the time of his death in 1972. He served in many important positions of leadership to Washington University,

radiology, and medicine. These included the presidency of Barnes Hospital Medical Society, Washington University Medical Alumni Association, St. Louis Radiological Society, American Roentgen Ray Society, and the National American Cancer Society.

Dr. Scott's recognitions include the Gold Medal of the St. Louis Medical Society and the American College of Radiology, the President's Medal of the Roentgen Ray Society, and the National Award of the American Cancer Society.

Friends and colleagues have established a living memorial to his loyalty and excellence in the Wendell G. Scott Annual Lecture at the Mallinckrodt Institute of Radiology.

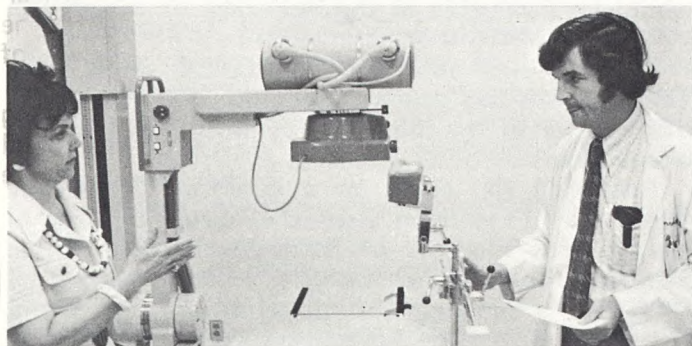
RADIOLOGY RESIDENTS, TRAINEES AND FELLOWS 1973-1974



Back row, left to right, Drs. Korba, Blakely, G. Davis, Graviss, Knight, Fuller, Resnick, Merlis. Second row, left to right, Drs. Kumar, Elliott, Mikhael, Levitt, Lembeck, Bleiweiss, Murphy, Jost. Seated left to right, Drs. MacMahon, Hauser, Forrest, Bramson, Co-Chief Resident, Evens, Radiologist-in-Chief and Director of MIR, Anderson, Chief Resident, de Sevilla, Scheible, Cieply. Not pictured, Alderson, Biello, Bliznak, Cacciarelli, Chepey, R. Coleman, W. Davis, Johnson, Lee, Schneider, M. Welch.

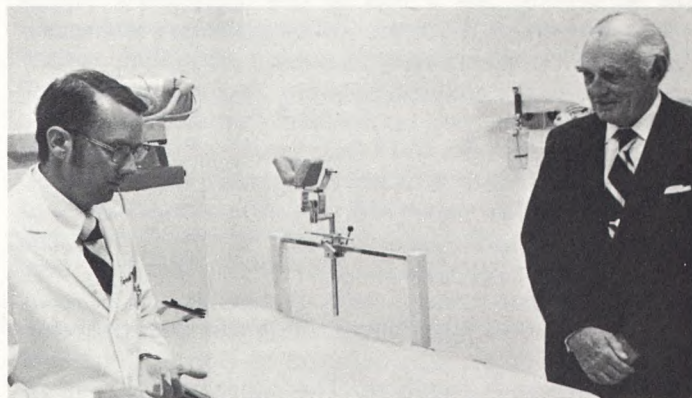
MIR'S COMPLETE RADIOLOGY UNIT CONTRIBUTES TO ENLARGED EMERGENCY CARE FACILITY

Equipped to handle virtually all x-rays required in the Barnes Hospital Emergency Care Facility, MIR's radiology unit includes a specially designed piece of equipment which enables all radiographs to be taken



On hand at the dedication to explain the radiology emergency room equipment was Dr. John Forrest.

without moving the injured patient once he is in the room. The highly mobile unit for x-raying trauma patients is the only one of its kind in the country.



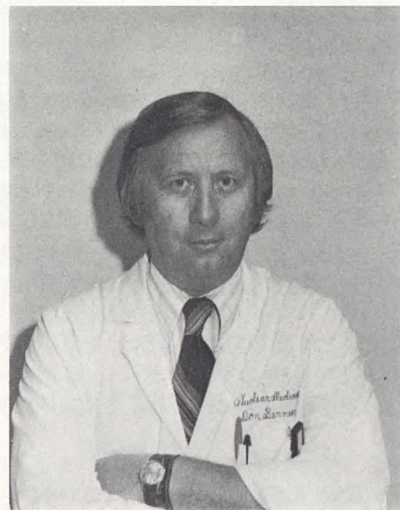
Dr. Ronald Evens points out unique features of the unit specially designed for x-raying trauma patients to Mr. Wesley McAfee, member of the Barnes Hospital Board of Trustees.

MIR HOSTS SEMINAR ON NUCLEAR MEDICINE TECHNOLOGY

Donald R. Bernier, R.T., Supervisor of MIR Division of Nuclear Medicine Technology coordinated a highly successful and informative seminar September 7-8. The program concerning the rapidly changing field of Nuclear Medicine Technology included a distinguished faculty of radiologists, physicists, and technologists; lecture sessions; and a scintillation camera workshop. In attendance were 100 technologists from throughout the United States and Canada.

The faculty from Mallinckrodt included M.D.'s Philip O. Alderson, R. Edward Coleman, and Ronald G. Evens; Ph.D.'s John Eichling, Michael Phelps, and Michael J. Welch; R.T.'s Don Bernier, Mark Cochran, and Kathleen McClenton.

A member of the guest faculty was Dr. Barry A. Siegel, Chief, Radiologic Sciences Division, Armed Forces Radiobiology Research Institute, Bethesda, Maryland.



Donald R. Bernier, R.T.

ADVERTISING WOMEN OF ST. LOUIS CONTRIBUTE ENTIRE PROCEEDS FROM 1974 GRIDIRON TO BARNARD HOSPITAL AND MALLINCKRODT

Tremendous talent, hard work, thought, frivolity, and generosity are a few of the ingredients of the highly successful Gridiron Show. But there is another dimension to this project. Coupled with their underlying concern and dedication toward continuing cancer research and enhanced patient care, the Advertising Women of St. Louis, through their contributions from Gridiron, have helped make possible the entire renovation of the sixth floor of Barnard Hospital — a special floor for cancer research which was dedicated to the Advertising Women of St. Louis in 1967.

This year, \$14,500, representing the total proceeds from the Gridiron, was donated to Barnard Hospital and Mallinckrodt Institute. The generous gift will be utilized by the MIR Division of Radiation Sciences

and the Division of Nuclear Medicine in the development of a new tomographic scanner for patient use. This device, which Dr. Michel Ter-Pogossian, Professor of Radiology, is in the process of developing, would be invaluable in the detection of cancer and metastatic cancer in many organs.

Through research and preclinical trials, Dr. Ter-Pogossian has demonstrated the effectiveness of this scanner in the detection by isotopes of tumors undetectable by other methods.

Accepting the check at a luncheon in Queeny Tower May 11 were Dr. Ronald G. Evens, Director of Mallinckrodt Institute of Radiology, and Mr. Ethan Shepley, President of Barnard Hospital Board of Directors. Following the presentation, Dr. Evens hosted a tour for the Advertising Women of the sixth floor Nuclear Medicine Division.

Dr. R. Edward Coleman

Acting Director of Nuclear Medicine

R. Edward Coleman, M.D. '68, Instructor in Radiology and Fellow in Nuclear Medicine, Washington University School of Medicine, assumed the position of Acting Director of the Division of Nuclear Medicine on July 1, 1974.

Dr. Coleman, who is 31, received his BA degree in 1964 from the University of Evansville, Evansville, Indiana, and the MD degree from Washington University in 1968. He did his internship at Barnes Hospital, his residency at the Royal Victoria Hospital in Montreal, Canada, and became board certified in Internal Medicine in June, 1973.

Dr. Coleman serves as a teaching consultant to the Homer G. Phillips Hospital and is an active member of the Society of Nuclear Medicine. He has had numerous papers and articles published and has been actively engaged in thrombosis related research and pilot studies related to myocardial imaging in experimental animals.

Dr. Coleman and his wife, Jeanne, reside in Olivette at #45 Rye Lane. They have three children, two daughters, Kathryn Kinsley born December 22, 1970, Emily Elizabeth born August 16, 1972 and one son, Matthew Edward, born on April 11, 1974.



Dr. R. Edward Coleman

MIR STAFF RECEIVES LOCAL, STATE, AND NATIONAL RECOGNITION

MIR staff members continually distinguish themselves through far-reaching involvement and work outside their duties and activities at Mallinckrodt.

Focal Spot proudly notes the following appointments:

Dr. Ronald G. Evens, Chairman, Medical Advisory Committee, Barnes Hospital. Vice President, Barnes and Allied Hospitals Society. Member, Advisory Committee on the Specialty and Geographic Distribution of Physicians, Institute of Medicine, National Academy of Sciences.

Dr. William McAlister, President, Missouri Radiological Society.

Dr. Carlos A. Perez, Chairman, Task Force on Cancer of the Lung, Radiation Therapy Oncology Group. Chairman, Membership Committee, Radiation Therapy Oncology Group.

Dr. Mokhtar H. Gado, Member of the Program Committee of the American Society of Neuroradiology.

Dr. Barry A. Siegel, Consulting Editor, Journal of Nuclear Medicine Technology. American College of Radiology, Committee on Professional Self-Evaluation and Continuing Education.

Michel M. Ter-Pogossian, Ph.D., Consultant, Office of the Director, Bureau of Radiological Health.

Dr. William E. Powers, American College of Radiology — Patterns of Care in Radiation Therapy. American College of Radiology — Committee on Cancer Management. Cancer Control Advisory Committee (NIH Public Advisory Group). National Cancer Advisory Board.

PROMOTIONS

Effective July 1, 1974

William E. Allen, Jr., M.D., to Associate Professor Emeritus of Clinical Radiology.

James W. Debnam, Jr., M.D., to Assistant Professor of Radiology.

Mokhtar Gado, M.D., to Associate Professor of Radiology.

Alexander N. Nakeff, M.D., to Assistant Professor of Cancer Biology in Radiology.

George D. Oliver, Jr., Ph.D., to Associate Professor of Radiation Physics in Radiology.

Michael E. Phelps, Ph.D., to Associate Professor of Radiation Sciences in Radiology.

Michael J. Welch, Ph.D., to Professor of Radiation Chemistry in Radiology.

NATIONAL HONOR

TO DR. WILLIAM E. POWERS

An honor of great distinction has been awarded Dr. William E. Powers in his recent appointment for a six year term to the National Cancer Advisory Board.

The National Cancer Act of 1971, (Section 410B, (a) (2), Page 6), describes the Board as the following: "Eighteen members appointed by the President. Not more than twelve of the appointed members of the board shall be scientists or physicians and not more than eight of the appointed members shall be representatives from the general public. The scientists and physicians appointed to the Board shall be appointed from persons who are among the leading scientific or medical authorities outstanding in the study, diagnosis, or treatment of cancer or in field related thereto. Each appointed member of the Board shall be appointed from among persons who by virtue of their training, experience, and background are especially qualified to appraise the programs of the National Cancer Institute."


Mallinckrodt Welcomes

Focus on N


The eight new residents who arrived at MIR July 1, 1974, come from five states and two foreign countries. The group includes six married students, one a woman, and two bachelors. They excel in academics and athletics and are diversified in their hobbies.




Dr. David Bookin, a bachelor from Ottumwa, Iowa, received his B.A. from Stanford University in California and returned to his native state for his M.D. from the University of Iowa. A sports' enthusiast, Dr. Bookin enjoys swimming, golf, tennis, snow skiing, and canoeing.



From the west coast also comes Dr. Barry Ross Paull, a native of San Francisco. Dr. Paull received his B.A. from the University of California at Berkeley and his M.D. from Washington University School of Medicine where he received the Hugh M. Wilson Award in Radiology. Mrs. Paull (Deborah) is Coordinator of IDEX '74 (Exhibition of Interior Design and Finishes). Dr. and Mrs. Paull and their daughter, Jennifer, 1½, reside in University City.



Dr. Stephen D. Burrows comes to Mallinckrodt from Urbana, Illinois, where he received his B.S. from the University of Illinois. A member of the 1974 graduating class of Washington University School of Medicine, Dr. Burrows was awarded the Alexander Berg Prize and Jacques J. Bronfenbrenner Award for academic excellence. He is a member of Phi Beta Kappa. Dr. Burrows and his wife, Sue Ellen, who is an occupational therapist, enjoy canoeing, camping, fishing, and bridge. They reside in Brentwood, Missouri.



Dr. Matt Powers, who is from Los Angeles, California, chose the state of Texas for his B. S. degree from Southern Methodist University in Dallas and his M.D. from Baylor College of Medicine, Houston, Texas.

A bachelor, Dr. Powers is interested and proficient in many sports: swimming, water polo, bicycle racing, rugby, mountain climbing and spelunking.

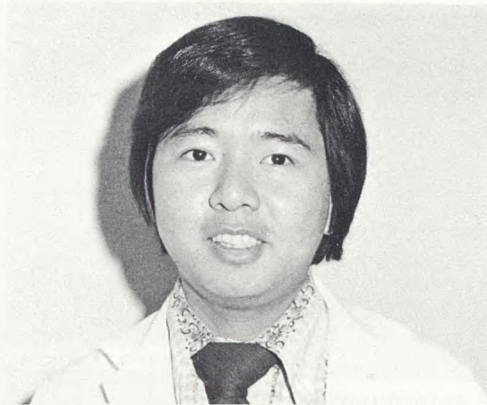
New First Year Residents

New Faces




Dr. King Tak Lee (Joseph) was born in Shanghai, China, and received his B.Sc. from the Chinese University of Hong Kong and his M.D. from Washington University School of Medicine.

Dr. Lee's hobbies include chess, ping-pong, volleyball and fishing. His wife, Christina, has a bachelor's degree in graphic design and they reside in Olivette, Missouri.



Dr. Naris Rujanavech comes to MIR as a First Year Resident in Nuclear Medicine from Bangkok, Thailand. His background includes the M.D. Faculty of Medicine, Siriraj Hospital in Bangkok.

Dr. Rujanavech enjoys spectator sports and his wife, Chantip, received her Master's Degree from Massachusetts College of Pharmacy in Boston. She is now a Graduate Student at Washington University. The Rujanavechs have made their home in Brentwood, Missouri.




Dr. Christopher J. Moran's birthplace is Detroit, Michigan and his hobby of playing ice hockey dates back to his childhood in Michigan. He received his B.S. from the University of Notre Dame and his M.D. from St. Louis University of Medical School. Dr. Moran's wife, Eleanor, is an attorney and they reside in Kirkwood, Missouri.



Dr. Marilyn J. Siegel of St. Louis, holds an A.B. from Washington University and a M.D. from the State University of New York. A member of the American Academy of Pediatrics, Dr. Siegel is married to Barry Steiman, M.D., St. Louis University, and they both enjoy snow skiing and backpacking. Their home is in Creve Coeur, Missouri.

Residents Welcome

At the Director's Luncheon in Queeny Tower, there was informal fellowship.



Front row, left to right: Drs. Rujanavech, Bookin, Evens, Siegel, and Lee. Back row, Drs. Huete, Welch, Powers, Burrows, Paul and Moran.

Residents' Picnic in Tilles Park they barbecued, played softball, and visited with staff members and other residents and their spouses.



Photos by Dr. Gene L. Davis, Jr.

On the Diamond, residents battle technologists in an action-packed softball contest.



Focus on New Faces

NEW MIR STAFF, 1974

- Dr. Philip O. Alderson**
Instructor in Radiology
Nuclear Medicine
- Dr. Alexander A. Cacciarelli**
Instructor in Radiology
Pediatric Radiology
- Dr. Edward Cohen**
Instructor in Clinical Radiology
- Dr. R. Edward Coleman**
Instructor in Radiology
Nuclear Medicine
- Dr. Thomas Francis Craven**
Instructor in Radiology
- Dr. James W. Debnam**
Assistant Professor of Radiology
Bone and Joint
- Dr. Tony M. Deeths**
Instructor in Radiology
Abdominal Roentgenology
- Dr. Glenn P. Glasgow (Ph.D.)**
Research Associate in Radiation Physics in
Radiology
- Dr. E. Richard Graviss**
Instructor in Radiology
Pediatric Radiology
- Dr. Morris Reed Knight**
Instructor in Radiology
Neuroradiology
- Dr. Harold G. Kunz, Jr.**
Instructor in Clinical Radiology
- Dr. Philip A. Ludbrook**
Assistant Professor of Radiology (primary appointment — Assistant Professor of Medicine) Cardiology
- Dr. James E. Marks**
Assistant Professor of Radiology and American
Cancer Society, Radiation Oncology
- Dr. Robert C. McKnight**
Assistant Professor of Radiology and given additional title of Assistant Professor of Medicine —
July 1, 1974.
Cardiovascular
- Dr. Anthony L. Merlis**
4th Year Resident
Neuroradiology
- Dr. Bruce J. Walz**
Assistant Professor of Radiology
Radiation Oncology

Dr. Frederick R. Zivnuska
Instructor in Radiology and American Cancer
Society Junior Faculty Clinical Fellow,
Radiation Oncology

Dr. Dixie Aronberg
Assistant in Radiology
Second year resident from Jewish Hospital in a
combined radiology residency training program
Washington University and Jewish Hospital.


Dr. Mary W. Conti
Assistant Resident
Completing last three months of residency training
in radiology at MIR.

Dr. Isidro Lira Huete
Fellow in Radiology (Neuroradiology)

Dr. Terry Turner
Trainee (NCI) in Radiology
Radiation Oncology

NUCLEAR MEDICINE

TECHNOLOGY STUDENTS



Four students chosen from over 50 applicants nationwide for Nuclear Medicine Technology post graduate course are: front row, left to right: Karen Kirchhoff and Nancy Rosenauer. Back row, left to right, Doug Hausenbauer, David Phagley, and Terry Karch.

MRS. JANE K. PELTON EXHIBITS SKETCHES IN MIR ART GALLERY



During the month of May, 1974, Mrs. Jane K. Pelton provided a beautiful art exhibit for MIR. This coincided with the opening and dedication of the Kuhn-Pelton Kidney Unit in the Washington University Medical Center. Donated by Mrs. Pelton, (in memory of her grandparents, Dr. and Mrs. Daniel Kuhn and Mr. and Mrs. Edward Hubbard Pelton), the new unit doubled the dialysis facilities in Barnes Hospital enabling twenty-four additional patients weekly to receive this life-saving procedure of purifying the blood, normally performed by the kidneys.

Mrs. Pelton, who received her Master's Degree in Architecture from Washington University in 1922, has exhibited her art work at the St. Louis Artists Guild and the Wednesday Club.

Included in the exhibit at MIR were black and white sketches, beautifully rendered on blotting papers with a Wolff's Carbon Pencil, and watercolors, both of which effectively capture, in great detail, the warmth and charm of the churches and cathedrals of Mexico and California.



Scenes from the opening and dedication of the Kuhn-Pelton Kidney Unit donated by Mrs. Jane K. Pelton.

MIR RADIATION ONCOLOGY PHYSICISTS MAJOR CONTRIBUTORS TO NATIONAL MEETING

The American Association of Physicists in Medicine held its 16th annual meeting in Kansas City, Missouri, July, 1974. Out of 14 scientific exhibitors, MIR Physics Section's "Patient and Beam Positioning System" exhibit was chosen for honorable mention award. Authors are: G. D. Oliver, Jr., Ph.D., C. A. Perez, M.D., N. van Hooydonk, B.S., and W. E. Powers, M.D.

The following eight scientific papers were presented by the MIR Physics Section:

Radiation Protection Survey and Ensuing Problems Associated with a 25 MV Linear Accelerator. J. A. Purdy, Ph.D., and G. D. Oliver, Jr., Ph.D.

Beam Characteristics of the Varian Clinac 35 Linear Accelerator (Photon Mode). J. A. Purdy, Ph.D., G. D. Oliver, Jr., Ph.D., and W. E. Powers, M.D.

Beam Characteristics of the Varian Clinac 35 Linear Accelerator (Electron Mode). J. A. Purdy, Ph.D., G. D. Oliver, Jr., Ph.D. and W. E. Powers, M.D.

An Apparatus for Constructing Compensating Filters for External-Beam Radiotherapy, A. Feldman, Ph.D. and J. A. Purdy, Ph.D.

Automated Film Dosimetry. L. Van Patten, B.A., J. A. Purdy, Ph.D. and G. D. Oliver, Jr., Ph.D.

Treatment Aid Devices Utilizing Cerrobend Blocking System. J. A. Purdy, Ph.D. and R. D. Stiteler, B.S.

RADIATION THERAPY TECHNOLOGY

TRAINING PROGRAM RE-ESTABLISHED

The Division of Radiation Oncology has re-established its Technology Training Program in Radiation Therapy with Dr. William Mill as Director and Ms. Bettye James, R.T., Coordinator. A joint program with the Radiation Therapy Center at St. John's Mercy Hospital, it consists of daily lectures, physics experiments, treatment planning and dosimetry practices held at MIR.

Accepted into the new class which began September 3rd are the following six students: Mrs. Donetta Dodwell, Stockton, Missouri; Mr. James Kenneth Miller, Alton, Illinois; Mr. Gary Steffen, Minneapolis, Minnesota; Miss Michele Logan, Topeka, Kansas; Mr. Mark C. Petry, Affton, Missouri; Mrs. Judy Rubach, St. Louis County.

Prompt Gamma Ray Analysis of Bone Using Californium-252. J. Giarratano, Ph.D., M.D., Anderson Hospital and Tumor Institute, G. D. Oliver, Jr., Ph.D., and R. Shalek, Ph.D.


Pion Beam Dosimetry Techniques by K. Hogstrom, M.S., Rice University, Houston, Texas; Walter Grant, Ph.D., M. D. Anderson Hospital, Houston, Texas; Morris Taylor, Ph.D., Columbia Scientific Industries, Austin, Texas; G. D. Oliver, Jr., Ph.D., Mallinckrodt Institute.

1974 SUMMER FELLOWSHIP IN RADIATION ONCOLOGY


The Division of Radiation Oncology has successfully concluded another session directed by Dr. Carlos Perez in which nine medical students and two dental students participated in the summer of 1974. Dr. James E. Marks assisted with the fellowship program.

In addition to basic concepts in management of cancer patients, fellows were introduced to the principles of physical diagnosis, observed patients being treated in the Division of Radiation Oncology, and carried out research projects under the supervision of the Cancer Biology staff.


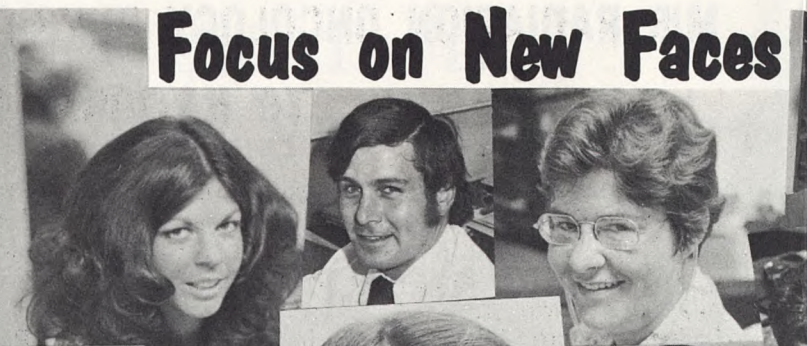
Pictured in a lecture session with Dr. Perez, left, and Dr. Marks are, seated left to right: Caroline Eggerding, Jane Frey, Michael Penkoske, Robert Doroghazi, Rudolph Willis, Peter Jacobson, Robert Baglan, and Pamela Freeman. Not present are: Craig Cropp, Mark Travis and George di Cristina.



Focus on New Faces



CITY-WIDE RADIOLOGY CONFERENCE



4TH DISTRICT M.S.R.T. MEETING



HIGH SCHOOL SUMMER EMPLOYEES

Help Keep FOCAL SPOT Informed of Your Activities

Dear Alumni:

To help us keep your former house officers or faculty and friends apprised of your achievements, we would appreciate your taking a few minutes to fill out the following questionnaire.

Name

Class

Address

Recent activities (publications, promotions, etc.)

Honors, fellowships, medals, honorary degrees

Major field of research or study

Special interests

Please fold, staple and mail.

We also appreciate receiving photographs and press clippings

fold

Return address:

Place 10¢
Stamp
Here

Ronald G. Evens, M.D.
Director
Mallinckrodt Institute of Radiology
510 S. Kingshighway
St. Louis, Missouri 63110

fold



MIR VOLUNTEERS



AMUT



THIRD ANNUAL WENDELL G. SCOTT LECTURE

Return address:

fold

Rona
Direc
Malli
510 S
St. L

fold





MIR VOLUNTEERS

MIR GAMUT



PHYSICS ELECTRONICS


THIRD ANNUAL WENDELL G. SCOTT LECTURE

WHAT'S
UP,
DOC?



Dr. Tom W. Staple was a participant along with Drs. Lee F. Rogers and Jack W. Bowerman in a seminar entitled "Sports Medicine on the Viewbox: The X-Ray Scoreboard on Athletic Injuries" presented by the American College of Radiology and Eastman Kodak Company in New York on September 11, 1974. The symposium is one of a series presented by the college for the News Media to acquaint the lay public with the role of radiology in medicine. Dr. Staple discussed arthrography, angiography, and stress fractures.

Dr. Emily Smith will attend the Duke University Radiology Postgraduate Course in Southhampton, Bermuda, from October 28–November 1, 1974. Location is the Southhampton Princess Hotel.



Dr. Bharath Kumar

Effective July 1, Dr. Bharath Kumar began a Fellowship (Nuclear Medicine) after completing a traineeship in Radiation Therapy.

MIR EXHIBITS AT AMERICAN ROENTGEN RAY SOCIETY MEETING

Mallinckrodt radiologists presenting Exhibits at the American Roentgen Ray Society Meeting in San Francisco, September 24-27, 1974 were:

Drs. Robert Stanley and G. Leland Melson: "The Spectrum of Radiographic Findings in Antibiotic Related Pseudomembranous Colitis," (an article dealing with the same subject by Drs. Stanley, Tedesco, and Melson appeared in the June, 1974, issue of Radiology), also "Selective Intra-Arterial Infusion of Vasopressin for Control of GI Bleeding; Experience with 32 Cases."

Drs. Robert G. Levitt, John V. Forrest and Stuart S. Sagel: "Roentgenographic Recognition of Bronchoceles."

Dr. J. Bruce Hauser: "Pediatric Hip Diseases."

Dr. Robert F. Scheible: "Retroperitoneal Masses in Children (Excluding Those of Urinary Tract or Skeletal Origin)".

Participates in Alumni Reunion Activities

The following members of the MIR staff were participants in a Seminar on "Management of Medical and Surgical Crises" on May 8-10, 1974, presented by the Washington University School of Medicine Continuing Medical Education Office as a part of the Alumni Day Program.

Dr. William McAlister lectured on Airway Obstruction in Infants and Children.

Dr. John Forrest discussed Radiology of the Patient with Acute Chest Pain.

Dr. Robert Stanley participated in a discussion and lecture on Management of Upper and Lower Gastrointestinal Hemorrhage.

Film review discussion groups were conducted by **Dr. Mokhtar Gado** (Skull), **Dr. Tom Staple** (Bone and Joint), **Dr. Lee Melson** (GU Radiology), and **Dr. Barry Siegel** (Nuclear Medicine).

Dr. Ronald G. Evens participated in a "Breakfast with the Professor" session.

MIR Alumni Activities

60's

Neill B. Longley, M.D., Houston, Texas, is now serving as a councilor to the Texas Radiological Society, and formerly served as secretary of the Houston Radiology Society. His hobbies include photography, travel, boating, snorkeling, and tennis.

70's

Dr. Larry Anderson (chief resident 1973-74) joined a four-man group in private practice in Everett, Washington in July.

Dr. Milton Bleiweiss entered private practice with an eight-man group in Tacoma, Washington in July.

Dr. Johnny Bliznak entered private practice in Abilene, Texas in July with a group of five other radiologists, who comprise the only radiology group in Abilene.

Dr. Robert Bramson (co-chief resident 1973-74) joined the staff of the University of Florida Tampa General Hospital in July to do general radiology.

Dr. Marshall Colburn (chief resident 1972-73) began general and neuroradiology at St. Mary's Hospital in Madison, Wisconsin in July. One of his co-workers at St. Mary's is **Jeff Roggensack**, co-chief resident at MIR in 1969-70.

Dr. John Elliott joined the staff of the Iowa Lutheran Hospital in Des Moines (a 465-bed general hospital) as their fourth radiologist in July.

Dr. Gerald Palagallo began general radiology in July with a three-man group in the Methodist Hospital of Peoria, Illinois.

As of July, **Dr. Lawrence Resnick** is working in Nuclear Medicine at the Cedars of Lebanon Hospital Division in Los Angeles, California.

*Happiness Is...
A New Sailboat*




Dr. Emily Smith recently purchased an AMF Alcort Minifish sailboat and is keeping it at her parents' summer home at Lake Carlyle, Illinois.

Dr. Barry Siegel on Leave of Absence

Barry A. Siegel, M.D., who was Director of the Division of Nuclear Medicine and now on leave of absence, is presently Chief of the Radiologic Sciences Division in the Department of Radiation Biology at the Armed Forces Radiobiology Research Institute in Bethesda, Maryland. Dr. Siegel is a major in the United States Air Force Medical Corp.



Dr. Siegel at M.I.R.



Dr. Siegel in the Air Force.

Dr. and Mrs. Stuart Sagel and **Dr. Emily Smith** attended the Fleischner Society Conference on Chest Roentgenology at the Royal College of Surgeons, London, England, from May 20-23, 1974. After spending a week in London, they traveled to Paris, France, for an additional week of vacation.

PUBLICATIONS:

"Fluoroscopically Assisted Biopsy for Mid and Peripheral Lung Lesions". **Sagel, S.S.** and **Forrest, J.V.** JAMA 228:1136-1137, May 27, 1974.


Recurrent Hodgkin's Disease Manifesting as a Pleural Mass." **Bramson, R.F.** **Mikhael, M.**, **Forrest, J.V.**, and **Sagel, S.S.** Chest 66:89-91, July 1974.

PAPERS IN PRESS (TO BE PUBLISHED):

"Metastatic Thymoma with Myasthenia Gravis and Pure Red Cell Aplasia." **DeSevilla, E.**, **Forrest, J.V.**, **Zivnuska, F.R.**, and **Sagel, S.S.** Cancer: In press.

"Pulmonary Infiltrates in Lymphoma: Value of Bronchial Brushing" **Forrest, J.V.** and **Sagel, S.S.** Missouri Medicine: In press.

"Efficacy of Lateral and Screening Chest Radiographs in a Hospital Based Population" **Sagel, S.S.**, **Evens, R.G.**, and **Forrest, J.V.** New England Journal of Medicine: In press.



By Gary Brink, R.T.

The Institute has recently acquired three new faces among its technology staff.

On second floor, **Edwin Eller**, R.T., who this past year received A.S. degrees in both radiologic technology and education from Sauk Valley College in Illinois, is now working on the 4 p.m. to 12 midnight shift and **Stanley Goddard**, R.T., a graduate of St. Louis County Hospital School of X-ray Technology is working on the midnight to 8 a.m. shift.

Lynne Schaller, R.T., who has a B.S. degree in radiologic technology from St. Louis University, has joined the fifth floor technology staff.


Over 100 seniors from several area high schools recently assembled at St. Mary's High School to hear **Phil Sotir**, R.T., deliver a lecture entitled, "The Role of the X-ray Technologist in Pediatric Radiography."

Charles McGill, R.T., has been appointed to the position of Assistant Technical Supervisor in charge of the 12 a.m. to 8 a.m. shift.

Armand Diaz, R.N., R.T., F.A.S.R.T., was slated, in September, to provide a 6-hour graduate course entitled, "A Critical Evaluation of Neuroradiological Special Procedures and Room Design". The course was presented in conjunction with the New England Conference of Radiologic Technologists in Hartford, Connecticut and was the first course of this type to offer continuing education point credits for technologists wishing to achieve a 3-year "Evidence of Continuing Education" certificate.

THE ROCKWELL ROOM

When Public Relations was asked to do a little decorating to make the x-ray rooms more cheerful, the special request for room 408 on the fourth floor from Sam Palazzolo, R.T., the technologist assisting with lymphangiograms, intravenous pyelograms, and intravenous cholangiograms was for Norman Rockwell prints. As interest grew and everyone became involved in trying to find Norman Rockwell memorabilia, which really isn't too plentiful anymore, the room began to take shape. With a new coat of paint and the Rockwell prints framed and hung, Sam now reports that the patients are intrigued with the nostalgic touch of "Americana" and make many favorable comments on what is sometimes called "The Rockwell Room."



Sam Palazzolo, R.T., pictured in Room 408 beside his favorite Rockwell print, "A Visit to the Family Doctor."

AND THE GRAND WINNER IS

PHIL SOTIR, R.T., and just in the nick of time!!

The sad part is that Phil's car, a 1966 Cutlass, had over 100,000 miles on it and was badly in need of repair. In order to pass the state inspection, the repair cost would be \$300.

Then the happy part happened! Phil put his name in the box at his friendly Ford dealer in hope of winning one of 17 Pintos to be given away. And, you guessed it — he won!!

So if you see a Lime-green 1974 Pinto around, just pull over and let Phil have the road.

Best Wishes in Order To...

Alice Wolff, Cashier in the Accounting Department, was married to Arthur R. Tuhro on June 15, 1974.

Gloria Frey, Supervisor for evening and week-end scheduling personnel, and Leroy Caffrey were married on May 18, 1974.

Bertha Brown, Soundex clerk-receptionist in Scheduling, was married to Leroy McKinnis on June 6, 1974

Mike Schuenemeyer, Junior Staff Technologist, and Diane Branson were married on August 24, 1974.

James Kaufhold, Student Technologist, was married to Barbara Althage on August 31, 1974.

NEW TECHNOLOGIST IS NEWLYWED

Lynne Zachman, R.T., fifth floor Technologist, was married to Melvin Schaller on July 19, 1974.



Lynn Schaller, R.T.

A little dose of love

"A hospital may be animated by a spirit so impersonal as to border upon indifference or it may be so personal that every service is performed with a little dose of love."

—Adele Starbird



Charlene Williams, patient in MIR Radiation Oncology, shows off her coloring book to Cleora Macon, Nurse Assistant, and Joyce Waterhout, volunteer.

One of the best friends of 5-year old Charlene Williams is Mrs. Joyce Waterhout, Barnes volunteer in MIR's Radiation Oncology Division. Charlene has Hodgkin's disease and lives in Tilden, Illinois, 70 miles from Mallinckrodt, the nearest radiation treatment center. Her mother, who is separated and receiving support from welfare, was unable to financially provide the medical treatment necessary for Charlene.

Joyce Waterhout learned of this distressing situation and with the help of the American Cancer Society began to "open doors."

Concerned friends and neighbors in Tilden have helped the Williamses with hospital bills and transportation so that Charlene may receive five weeks of daily radiation therapy at Mallinckrodt.

The Chase Park Plaza, Cheshire Inn, Breckenridge's Glazier Inn, Howard Johnson's, the Marriott, Wetterau wholesale grocers and other St. Louis businesses have provided free meals and room and board for Charlene and her mother so that they would not be separated during her treatment period.

The courage of Charlene in her fight against cancer and the concern of her friends can only be an inspiration to those persons involved in and dedicated to delivering the best possible health care service.

Looking Ahead To...



October 26, 1974, when Linda Sanderson, Secretary to the Administrator of Radiation Oncology, and John O'Brien, Attorney, will be married at the Church of the Annunziata in St. Louis. John is a graduate of Yale University and received his law degree from Harvard University.

Mallinckrodt Alumni Reunion

March 5-9, 1975

Radiology Refresher Courses..

Recreation.. Relaxation

**Marriott's
Camelback Inn**

SCOTTSDALE, ARIZONA'S ELEGANT OASIS

Scientific sessions conducted by members of MIR staff... Up-to-date report on Mallinckrodt Institute... Golf on Championship course... Tennis day or night... Horseback riding... Desert tours... Two outdoor pools... Gourmet specialties... Towering mountains... Magnificent scenery and weather... All of this and more at the most complete resort in the

"VALLEY OF THE SUN"

Meeting open to MIR alumni, their friends and associates, and families. Registration cost: \$35.00. No registration fee for current residents, fellows, or those in military service.

ADDRESS ALL CORRESPONDENCE TO:

John V. Forrest, M.D.
Mallinckrodt Institute of Radiology
510 S. Kingshighway
St. Louis, Mo., 63110

I wish to attend the MIR alumni meeting. A check for \$35.00 is enclosed.

My wife and/or family will be coming with me.

A radiologist friend or associate will be attending the meeting with me. Enclosed is his (or her) check for \$35.00.

I am seriously interested in attending the meeting and wish to be asked again this summer.

I am a resident, fellow or on military duty.

I would like to reserve a room _____
parlor room _____
suite _____

I would like lectures or discussions on:

Name _____

Address _____

MIR SPORTS NEWS

The residents and technologists of M.I.R. fielded a softball team this year in the Washington University graduate division fast-pitch softball league. The team finished with a 7-2 record, and was co-champion of its league as well as grad division runner up in the post-season tournament.

Besides victories, the M.I.R.'s veterans incurred a wide variety of ailments including pulled muscles (many players), a sprained shoulder (Dr. Phelps), a broken hand (Kerry Shipley), and an allergic reaction to shaving cream (Dr. Palagallo).

Players included pitchers Drs. Phelps, Alderson, and Mr. Gary Sparks (Washington University Purchasing Department), infielders Drs. Coleman, Graviss, Resnick, and Terry Karch, R.T.; outfielders Drs. Welch, Cieply, and Schneider; and catchers Drs. Knight and Wolfsensperger (a surgery resident).


"Encouraged by our modest success, we hope to field another team next season" stated Dr. Philip Alderson.

ANOTHER TROPHY FOR SHARON




Sharon Baudo, Secretary for Tom W. Staple, M.D., recently added another bowling trophy to her collection. She bowls in two leagues: on Thursday evenings at Tropicana in the "Tropic Hurricanes" and on Friday evenings at Western Bowl with the "Goofurs" team. Sharon, who averages 152, bowled 226 to win the "High Score" Trophy.

MIR WEIGHTERS LOSE 250 POUNDS!!




Arleta Douglas



William Brown



Barbara McGull



Dr. Robert Levitt


(as reported by Dr. John Cieply)

FAT CITY! While this may describe most of middle-America (and the middle age spread which affects so many), it was the battle cry of the hardy souls who took part in the recent MIR weight watchers contest.

The contest was the brain child of Dr. Robert Levitt, who ranks as a true humanitarian since he was hardly overweight and sought to give others the courage to battle the bulge. Some may scoff at the project, but it takes true courage to continue eating watercress salads when all around you are having seconds on a Talayna pizza or wiping the stain of a chocolate milkshake off their upper lip.

A large number signed up originally, and several people were signed up by their friends as a gentle hint, but many fell by the wayside. The true champions who stuck it out, carefully weighed each Monday for four weeks by the unbribable Rose Robinette, included the women's winner Arleta Douglas (12 lbs.) and two close runners up, Barbara McGull (7) and Nancy Medley (6). Male winners were Dr. Cieply, an admitted foodaholic, shedding 16 pounds and Bill Brown who lost 9 pounds. Bill thought he was at a disadvantage because more of his weight was real muscle.

In the end, everyone who took part, no matter how much was lost, was a winner.



Dr. John Cieply



Nancy Medley

OSCAR ASH HONORED AT SILVER ANNIVERSARY EMPLOYEES PARTY

On June 15, 1974, employees of Washington University for 25 years were honored at a reception at the University House. Attending was one employee of the Department of Radiology, Mr. Oscar Ash. Oscar, who is blind, was employed as a radiographic darkroom technician in 1948 by Director Dr. Sherwood Moore. This was an innovative program as blind persons were not considered employable at that time.

During the span of the last 25 years Oscar has worked at MIR under four directors and has been commended for his dependability and service to the Institute.

He and his wife, Maxine, have 2 children — Kenneth, who is Chief Technologist at Grady Memorial Hospital in Atlanta, and a married daughter.

Oscar's hobbies are listening to a portable radio which he carries with him, playing records, especially from the Glen Miller era, and listening to baseball games.

NEW ARRIVALS



Lisa Joanne Alderson

Dr. Philip O. Alderson and his wife, Marjorie, announced the birth of their first child, a daughter, Lisa Joanne, born July 8, 1974.

Mark Cochran, R.T., and wife, Susie, announced the birth of their second child, Cole Joseph, born July 24, 1974.

Dr. R. Edward Coleman and wife, Jeanne, announced the arrival of their new son, Matthew Edward, born on April 11, 1974. Dr. and Mrs. Coleman have two daughters, Katie and Emily.

MIXES BIOLOGY WITH BASS CLARINET



A June, 1974, graduate of S.I.U. at Edwardsville was Barbara Wagner of the MIR Cancer Biology Section. Receiving her B.A. degree, Barbara majored in music (bass clarinet) and minored in biology. Barbara lives in Granite City, Illinois, and has been employed in the MIR animal immunology lab for seven years. She has played with the St. Louis Philharmonic Orchestra and this September began work on her Masters Degree in Biology.

RADIATION ONCOLOGY NEW STAFF

Mrs. Cathy Black, Supervisor of Clinical Offices

Mrs. Catherine Boldrey, Receptionist

Mrs. Terry Maher, Clinical Research Secretary

Ms. Dorothy Meadows, Simulator Technologist

Mrs. Judy Parham, R.N., Supervisor of Nursing Service and Physicians Assistant

Miss Sally Reinholdt, Physicians Assistant

Ms. Candi Silva, Training Program Secretary and Librarian

Mr. Mike White, Technology Assistant

NEW PHYSICS PERSONNEL


Don E. Velkley, Ph.D., Clinical and Research

Glenn P. Glasgow, Ph.D., Research Associate, Medical Physics


Greg Craycraft, B.S., Treatment Planning Disimetrist

R. A. Logan, Blockmaker, Cerrobend Blocks Construction

HIGH-POINT RIDER




It was hot, dusty, drowsy, summer weather in Sedalia, Missouri. But inside the Fairgrounds Coliseum, where over 500 ponies owned by 350 exhibitors from 24 states were competing in the 16th International Pony of America Show, there was too much activity, excitement and contest underway for spectators to be too aware or concerned over the uncomfortable heat wave! Especially one spectator, Rosemarie Smith, Secretary to the Director of MIR! For it was at this 1974 International Show, July 10-13, that Rosemarie saw her niece, Susan Wallach, of Eureka, Missouri, become high-point winner in the 13-18 year old division. Susan, who is 15 years old, rides Salty Little Britches, a six year old gelding, grandson of Supreme Champion Chief Little Britches and sired by Piney Bar (AQHA).



So it was that Rosemarie was on hand to see her niece, Susan, receive a beautiful hand-tooled Simco Trophy Saddle as high-point rider award. But this was not her only honor! As merit of their high esteem by her peers, Susan was awarded the Missouri Sportsmanship Award at the POA Show. This magnificent trophy is presented to the youth selected by the POA Club members as the outstanding sportsman of the year.

Rosemarie is interested, involved, and knowledgeable in Susan's riding activities. She is a great source of information on equestrian apparel, POA events, and POA's! But especially on Susan who began her junior year this fall at J. F. Kennedy High School in Manchester, Missouri. We hope that Rosemarie will keep us posted on her niece's future achievements — for we know there will be many.



FAREWELL PARTY FOR RESIDENTS

June, 1974, Olin Hall Penthouse



CITY-WIDE RADIOLOGY CONFERENCE

1974 - 1975

St. Louis, Missouri

Scarpellino Auditorium, Mallinckrodt Institute of Radiology, 5:30 P.M.

DATE	TOPIC	LECTURER	CLINICAL PRESENTATIONS
9/9/74	External Forces on Radiology The Third Annual Wendell G. Scott Memorial Lecture	Dr. John Dennis Professor of Radiology and Dean University of Maryland	Mallinckrodt Institute of Radiology
10/14/74	New Developments in Chest Radiology	Dr. Warren Hinchcliffe	Radiologists – St. Anthony's Hospital and Scott Group
11/11/74	Fluoroscopic Diagnosis of Valvular Heart Disease	Dr. Robert McKnight Assistant Professor of Radiology and Chief, Cardiovascular Section, Mallinckrodt Institute of Radiology	Jewish and St. Mary's Hospitals
12/12/74	The Radiologic Diagnosis of Bone Tumors	Dr. Tom W. Staple Professor of Radiology Mallinckrodt Institute of Radiology	St. John's and Deaconess Hospitals
1/13/75			St. Luke's and Christian Northwest Hospitals
2/10/75	Crises in Infancy – Radiological Manifestations	Dr. Armand Brodeur Professor of Radiology, St. Louis University, and Chief of Radiology Cardinal Glennon Hospital	Mallinckrodt Institute of Radiology
3/10/75	Roentgen Examination of Diseases of the Facial Skeleton	Dr. Jack Fries Chief of Radiology St. Anthony's Hospital	Berland Group and Brownlee Group
4/14/75	Evaluation of Hydrocephalus by Cysternography	Dr. Barry Siegel Research Associate Radiobiological Institute Bethesda Naval Hospital	Mallinckrodt Institute of Radiology
5/12/75	Evaluation of Genitourinary Disease by Radiographic Methods	Dr. David Whitten Professor and Chairman of Radiology University of Alabama Medical School	Mallinckrodt Institute of Radiology

MIR

CALENDAR OF EVENTS

September 19, 1974

4th DISTRICT M.S.R.T. MEETING

September 24-27, 1974

AMERICAN ROENTGEN RAY SOCIETY

San Francisco, California

October 2-4, 1974

MISSOURI SOCIETY OF RADIOLOGIC TECHNOLOGISTS

Cape Girardeau, Missouri

October 14, 1974

CITY WIDE RADIOLOGY CONFERENCE

Scarpellino Auditorium, Mallinckrodt Institute, 5:30 P.M.

October 17, 1974

4th DISTRICT M.S.R.T. MEETING

November 11, 1974

CITY WIDE RADIOLOGY CONFERENCE

Scarpellino Auditorium, Mallinckrodt Institute, 5:30 P.M.

November 21, 1974

4th DISTRICT M.S.R.T. MEETING

December 1-6, 1974

RADIOLOGICAL SOCIETY OF NORTH AMERICA

Chicago, Illinois

December 12, 1974

CITY WIDE RADIOLOGY CONFERENCE

Scarpellino Auditorium, Mallinckrodt Institute, 5:30 P.M.

FOCAL SPOT

Published quarterly by the Public Relations Department
for staff, students, and friends of Mallinckrodt Institute
of Radiology, 510 South Kingshighway, St. Louis, Mo. 63110



Virginia R. Trent, Editor



Norm Hente, Photographer



Deen Getz, Graphic Art

Published by
The Public Relations Department of
The Edward Mallinckrodt Institute of Radiology
510 South Kingshighway
St. Louis, Missouri 63110

Non-Profit Organization
U.S. Postage
PAID
St. Louis, Missouri
Permit No. 1032

Address Correction Requested