

Designing allostery-inspired response in mechanical networks

Jason W. Rocks^a, Nidhi Pashine^b, Irmgard Bischofberger^c, Carl P. Goodrich^d, Andrea J. Liu^{a,1}, and Sidney R. Nagel^b

^aDepartment of Physics and Astronomy, University of Pennsylvania, Philadelphia, PA 19104; ^bDepartment of Physics, University of Chicago, Chicago, IL 60637; ^cDepartment of Mechanical Engineering, Massachusetts Institute of Technology, Cambridge, MA 02139; and ^dSchool of Engineering and Applied Sciences, Harvard University, Cambridge, MA 02138

Edited by Paul M. Chaikin, New York University, New York, NY, and approved January 13, 2017 (received for review July 23, 2016)

Recent advances in designing metamaterials have demonstrated that global mechanical properties of disordered spring networks can be tuned by selectively modifying only a small subset of bonds. Here, using a computationally efficient approach, we extend this idea to tune more general properties of networks. With nearly complete success, we are able to produce a strain between any two target nodes in a network in response to an applied source strain on any other pair of nodes by removing only $\sim 1\%$ of the bonds. We are also able to control multiple pairs of target nodes, each with a different individual response, from a single source, and to tune multiple independent source/target responses simultaneously into a network. We have fabricated physical networks in macroscopic 2D and 3D systems that exhibit these responses. This work is inspired by the long-range coupled conformational changes that constitute allosteric function in proteins. The fact that allostery is a common means for regulation in biological molecules suggests that it is a relatively easy property to develop through evolution. In analogy, our results show that long-range coupled mechanical responses are similarly easy to achieve in disordered networks.

mechanical metamaterials | allostery | tunable response | proteins | disordered networks

The ability to tune the response of mechanical networks has significant applications for designing metamaterials with unique properties. For example, the ratio G/B of the shear modulus G to the bulk modulus B can be tuned by over 16 orders of magnitude by removing only 2% of the bonds in an ideal spring network (1). Such a pruning procedure allows one to create a network that has a Poisson ratio ν anywhere between the auxetic limit ($\nu = -1$) and the incompressible limit [$\nu = 1/(d - 1)$ in d dimensions]. In another example, the average coordination number of a network controls the width of a failure zone under compression or extension (2). Both these results are specific to tuning the global responses of a material. However, many applications rely on targeting a local response to a local perturbation applied some distance away. For example, allostery in a protein is the process by which a molecule binding locally to one site affects the activity at a second distant site (3). Often this process involves the coupling of conformational changes between the two sites (4). Here we ask whether disordered networks, which generically do not exhibit this behavior, can be tuned to develop a specific allostery-inspired structural response by pruning bonds.

We introduce a formalism for calculating how each bond contributes to the mechanical response, anywhere in the network, to an arbitrary applied source strain. The formalism allows us to develop algorithms to control how the strain between two arbitrarily chosen target nodes responds to the strain applied between two arbitrary source nodes. In the simplest case, bonds are removed sequentially until the desired target strain is reached. For almost all of the initial networks studied, only a small fraction of the bonds need to be removed to achieve success. As was the case in tuning the bulk and shear moduli, we can achieve the desired response in a number of ways by pruning different bonds. We have extended our approach to manipulate multiple targets

simultaneously from a single source, as well as to create multiple independent responses to different locally applied strains in the same network. Our central result is the ease and precision with which allostery-inspired conformational responses can be created with only minimal changes to the network structure.

We demonstrate the success of this method by reproducing our theoretical networks in macroscopic physical systems constructed in two dimensions by laser-cutting a planar sheet and in three dimensions by using 3D printing technology. Thus, we have created a class of mechanical metamaterials with specific allostery-inspired functions.

Theoretical Approach

Our networks are generated from random configurations of soft spheres in three dimensions or disks in two dimensions with periodic boundary conditions that have been brought to a local energy minimum using standard jamming algorithms (5, 6); the spheres overlap and are in mechanical equilibrium. We convert a jammed packing into a spring network by joining the centers of each pair of overlapping particles with an unstretched central-force spring. We chose this ensemble because it is disordered and provides initial networks with properties—such as elastic moduli—that depend on the coordination of the network in ways that are understood (1, 7, 8). We can work either with the entire system that is periodically continued in space or with a finite region with free boundaries that is cut from the initial network.

Starting with a network with N nodes and N_b bonds in d dimensions, our aim is to tune the strain ε_T between two target nodes in response to the strain ε_S applied between two

Significance

We show that removal of a small number of bonds in a random elastic network can dramatically change its mechanical response. Our theoretical approach precisely and efficiently controls the local strain at one point in such a network in response to a strain applied elsewhere in the system. The responses we create are inspired by the long-range-correlated deformations that often characterize allostery in proteins. The ubiquity of allostery in biological molecules suggests that it is relatively easy to develop through evolution. Our nearly 100% success rate in designing these responses by removing a very small fraction of bonds shows that it is similarly easy to create these types of elastic responses in disordered mechanical networks.

Author contributions: J.W.R., N.P., I.B., C.P.G., A.J.L., and S.R.N. designed research; J.W.R., N.P., and I.B. performed research; J.W.R., N.P., and I.B. contributed new reagents/analytic tools; J.W.R. and N.P. analyzed data; J.W.R., N.P., A.J.L., and S.R.N. wrote the paper; and J.W.R. performed numerical calculations.

The authors declare no conflict of interest.

This article is a PNAS Direct Submission.

Freely available online through the PNAS open access option.

¹To whom correspondence should be addressed. Email: ajliu@upenn.edu.

This article contains supporting information online at www.pnas.org/lookup/suppl/doi:10.1073/pnas.1612139114/-DCSupplemental.

source nodes. (The two nodes comprising the source, and similarly the target, are chosen so that they are not initially connected by a bond; see [Supporting Information](#) for details.) We create a specific response in our system by tuning the strain ratio $\eta = \varepsilon_T / \varepsilon_S$ to a desired value η^* . At each step, we calculate to linear order the change in η in response to the removal of each bond in the network using a computationally efficient linear algebra approach (*Materials and Methods*). We then remove the bond whose deletion minimizes the difference between η and η^* and repeat until we reach a desired tolerance.

Computational Results

We apply our tuning approach to networks with free boundaries in both two and three dimensions (*Materials and Methods*). We characterize the connectivity of our networks by the excess coordination number $\Delta Z \equiv Z - Z_{\text{iso}}$. Here Z is the average number of bonds per node and $Z_{\text{iso}} \equiv 2d - d(d+1)/N$ is the minimum number of bonds needed for rigidity in a network with free boundary conditions (9). For each trial, a pair of source nodes was chosen randomly on the network's surface, along with a pair of target nodes located on the surface at the opposing pole. (Note that we could have chosen anywhere in the network for the location of the source and target.) In two dimensions, we chose networks that, on average, had 190 nodes and 400 bonds before tuning, with $\Delta Z \approx 0.19$. In three dimensions, networks had, on average, 240 nodes, 740 bonds, and $\Delta Z \approx 0.18$. Before pruning, the average strain ratio of the networks in two dimensions was $\eta \approx 0.03$ and in three dimensions was $\eta \approx 0.2$ for the system sizes and ΔZ values we studied. The response of each network was tuned by sequentially removing bonds until the difference between the actual and desired strain ratios, η and η^* , respectively, was less than 1%.

To demonstrate the ability of our approach to tune the response, we show results for $\eta = \pm 1$. Note that $\eta > 0$ (< 0) corresponds to a larger (smaller) separation between the target nodes when the source nodes are pulled apart. Fig. 1 shows a typical result for a 2D network: in Fig. 1A, the strain ratio has been tuned to $\eta = +1$ with just 6 (out of 407) bonds removed; Fig. 1B shows the same network tuned to $\eta = -1$ with a different set of 6 removed bonds. The red lines in each figure indicate the bonds that were pruned. Animations of the full nonlinear responses of these networks are provided in [Movies S1](#) and [S2](#). We note that some of the removed bonds are the same for both $\eta = +1$ and $\eta = -1$.

The average strain ratio versus the number of removed bonds is shown in Fig. 2A. Remarkably few bonds need to be removed to achieve strain ratios of $\eta = \pm 1$. In two dimensions, only about five bonds out of about 400 were removed, on average ($\sim 1\%$);

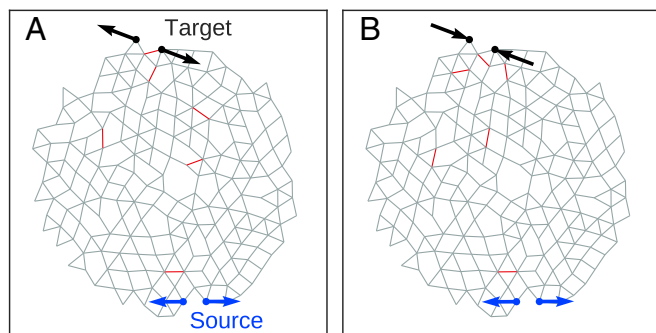


Fig. 1. Network with 194 nodes, and 407 bonds at $\Delta Z = 0.19$ tuned to exhibit (A) expanding ($\eta = +1$) and (B) contracting ($\eta = -1$) responses to within 1% of the desired response. Source nodes are shown in blue, and target nodes are shown in black. Arrows indicate the sign and magnitude of the extensions of the source and target. The removed bonds are shown as red lines.

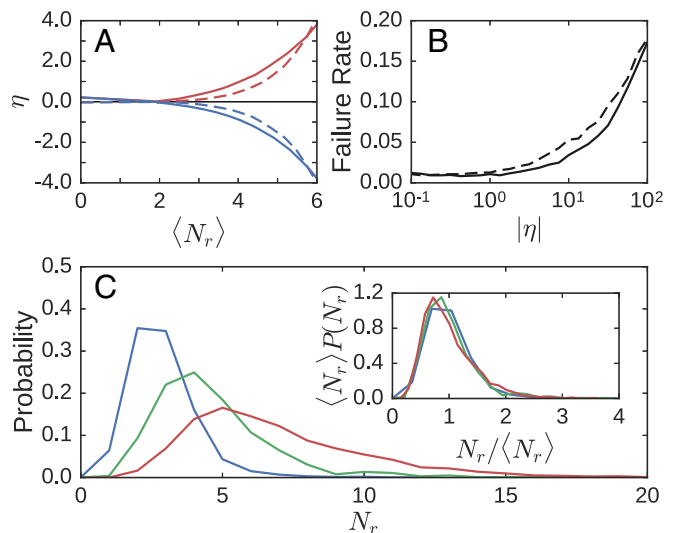


Fig. 2. (A) Strain ratio η versus the number of removed bonds N_r for expanding (red) and contracting (blue) responses in both 2D (solid lines) and 3D (dashed lines). For each response type and dimension, the strain ratio is averaged over 1,024 tuned networks constructed from 512 initial systems. Networks in 2D have about 190 nodes and 400 bonds, on average, with an initial excess bond coordination of $\Delta Z \approx 0.19$, whereas those in 3D have about 240 nodes and 740 bonds, on average, with $\Delta Z \approx 0.18$. (B) Failure rate of tuning systems to within 1% of a specified strain ratio magnitude in 2D (dashed lines) and 3D (solid lines) averaged over contracting and expanding responses. (C) Distribution of the number of removed bonds for three different strain ratio magnitudes: $|\eta| = 0.1$ (blue), $|\eta| = 1.0$ (green), and $|\eta| = 10.0$ (red). (*Inset*) All three distributions collapse when scaled by the average number of removed bonds $\langle N_r \rangle$.

similarly, in three dimensions, only about 4 bonds out of about 740 were removed on average ($\sim 0.5\%$). Fig. 2B shows the fraction of networks that cannot be tuned successfully to within 1% of a given strain ratio. The failure rate is less than 2% for strain ratios of up to $|\eta| = 1$ in two dimensions and less than 1% in three dimensions. Therefore, not only does our algorithm allow for precise control of the response, it also works the vast majority of the time. The failure rate increases significantly for $|\eta| \gg 1$, but here we are considering only the linear response of the network. Extremely large values of η necessitate an extremely small input strain at the source and may therefore not be physically relevant.

The failure rate is insensitive to ΔZ except at very small values. In the small ΔZ regime, the failure rate is higher because very few bonds can be removed without compromising the rigidity of the system. If we increase the bond connectivity to $\Delta Z \approx 1.0$ for networks in two dimensions, the failure rate remains very low, but bonds are removed in a thin region connecting the target and source. This narrowing of the “damage” region is reminiscent of the results of ref. 2, in which bonds above a threshold stress were broken, or of ref. 1, in which bonds that contribute the most to either the bulk or shear modulus were successively pruned. A narrow damage region is consistent with results seen in some allosteric proteins, in which strain is localized to a thin region between the source and target (10).

Fig. 2C shows the distribution of the number of bonds that must be removed to tune a network to within 1% of a desired strain ratio for $|\eta| = 0.1, 1$, and 10. These distributions are broad, and the mean shifts upward as η increases. Fig. 2C, *Inset* shows that the distributions collapse when normalized by the average number of removed bonds $\langle N_r \rangle$. Note that we do not achieve the desired strain ratio simply by tuning the entire free surface of the network to have large strain ratios; the response of the designated target is large, whereas the strain response of other pairs of nodes is essentially unaffected by the source strain (Fig. S1).

physical struts between the nodes. This introduces bond-bending forces, because the struts emerging from a node have preferred angles between them. To minimize such forces, we have manufactured the struts with a nonuniform width so that they are thinner at their ends where they attach to a node than along the rest of their length. This ensures that the struts deform preferentially near the nodes rather than buckling in their middle. Fig. 5 shows that decreasing the width of the thinnest part of the struts alleviates effects due to bond bending and monotonically increases the response. This is crucial for determining how much of the designed response survives in our physical networks.

Apart from bond bending, there is also a possibility of 2D networks buckling out of the plane, along with nonlinear effects that are present in real systems undergoing finite strains. All these factors can weaken the designed response. To investigate these effects, we used laser cutting to create realizations of 10 of the 2D networks produced from the computations in Fig. 2. The networks chosen were tuned successfully in the linear regime and had nonlinear responses within a factor of 2 of the linear prediction at a source strain of 5%, according to our computations. For the experimental realizations, we found that in the nonlinear regime, three of the networks demonstrated a response that was more than 10% of the designed response at a source strain of 5%. (See Fig. S3 for an example of an experimental strain measurement.)

Discussion

We have shown that it is strikingly easy to tune allosteric deformation responses into an arbitrary spring network by removing only a small fraction of the bonds. Not only can we tune the strain ratio to large negative or positive values for the same network, but we achieve strain ratios of order $|\eta| \approx 1$ with almost 100% success. Our theoretical approach can also be extended to more general responses. We can control multiple pairs of target nodes simultaneously with the same pair of source nodes, and we can tune multiple independent source/target responses simultaneously into a network. We have also achieved similarly excellent results for tuning responses in periodically continued systems.

The approach we have described here performs a discrete optimization of the response. We have also tuned the response using a standard numerical optimization technique (e.g., gradient descent), by varying the stiffnesses of all of the bonds continuously. This brute force method is less efficient but equally successful in producing a desired response. Our approach can also be generalized to other types of bond manipulation such as introducing new bonds.

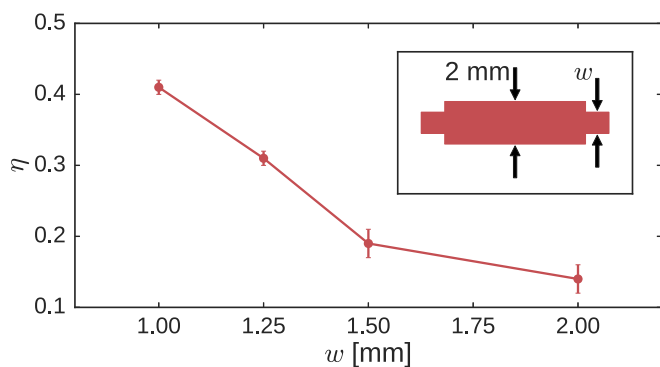


Fig. 5. Strain ratio η versus w , the width of the struts near their ends. The responses are those of the network shown in Fig. 1A for four values of w . The response increases monotonically as the bonds are made thinner near the nodes. At their center, the struts have a full width of 2 mm. (Inset) The strut geometry.

Our theoretical approach provides a framework for understanding and controlling the response of networks relevant to a wide range of fields. For example, networks with built-in localized, long-distance responses could be a novel way of designing architectural structures based on disordered frameworks that have added functionalities. In addition, our theoretical approach can be generalized to other problems such as origami, where one may wish to tune the fold structure so that the system folds in a specific way in response to locally applied external forces (11). This problem is similar to ours, except that folds are added instead of bonds being removed. Ref. 11 introduces an optimization technique in which fold rigidities vary continuously. This technique is computationally expensive because the network response must be recalculated with each optimization step. A generalization of our theoretical approach to origami, using language similar to that of ref. 12, could lead to a more efficient algorithm.

The network responses we create are reminiscent of the localized, long-range-correlated deformations that characterize allostery in proteins. In fact, folded proteins have long been modeled as elastic networks (13), and the response to localized forces in the resulting networks has been studied (14). Our results demonstrate the ease with which allosteric conformational changes in networks can be achieved by removing a very small set of bonds. Perhaps our finding provides a rationale for why allostery is so common in large biological molecules (15).

Similarly, our finding that networks can be tuned to have a variety of different responses may help elucidate multifunctional behavior (16) and multiple allosterically interacting sites (17) in proteins. It has also been observed that small changes in a protein's covalent structure can often change its biochemical function (18). One might ask whether our method could be extended to develop a systematic way to determine which intraprotein interactions to modify or create new allosteric functions. It has been emphasized that the ability to control allosteric responses in folded proteins could lead to significant advances in drug design (19, 20). Although much work has focused on identifying, understanding, and controlling preexisting allosteric properties, the question of how to introduce new allosteric functions is relatively unexplored (21).

Our success in constructing experimental systems despite nonlinear and bond-bending effects suggests that results are often robust even outside the simple linear regime. However, proteins are thermal whereas our networks are athermal structures. Statistical fluctuations in the structure of proteins have been shown to play an important role in allosteric functionality (22, 23). In the linear response regime, the equilibrium response at finite temperature is equivalent to that at zero temperature, so the set of bonds that are removed and the average strain ratio are independent of temperature in the harmonic regime. However, the nonlinear response will show differences, particularly at temperatures beyond the harmonic regime. It is thus important to investigate how thermal effects can influence the ability to design a desired response in the nonlinear regime. In addition, protein contact networks generally contain prestressed bonds, as well as bond-bending and twisting constraints, whereas our theoretical networks are constructed in the absence of such effects (24–26).

Further work needs to be done to understand why removing specific bonds achieves the desired response. Our method of identifying the elements of the stress basis associated with individual bonds (*Supporting Information*) indicates that these stress states are fundamental to this understanding. The dependence on network size and node connectivity also needs to be understood in greater detail. The limits of our algorithm are not yet known, including the number of targets that can be controlled and the number of independent responses that can be tuned for networks of a given size and coordination. To understand

experimental systems ranging from proteins to the macroscopic networks we have fabricated, we must extend the theory to include temperature, dynamics, prestress, bond-bending, and nonlinear effects due to finite strains. Our approach provides a starting point for addressing these issues.

Materials and Methods

Computed Networks and Choice of Source and Target Nodes. To create a finite network, we choose a cutoff radius from the center of our box and remove all bonds that cross that surface. This process often creates zero-energy modes at the boundary of our network. Because we require rigid networks, we remove nodes associated with these modes. We calculate zero modes by performing a spectral decomposition of the dynamical matrix. For each zero mode calculated this way, we identify the node with the largest displacement amplitude and remove it. We then recalculate the zero modes and repeat this process until no zero modes exist. This method of removing zero modes works in any dimension and does not require an arbitrary threshold for whether a node contributes to a zero mode or not. Our final networks are approximately disk-shaped in two dimensions or ball-shaped in three dimensions with N nodes and N_b bonds.

We choose the pair of source nodes to lie on the exposed surface of the networks. The pair of target nodes is chosen to be on the opposing pole of the network surface. When choosing a pair of nodes, we also ensure that the nodes are not connected by a bond. This is done to avoid surface bonds whose tensions do not couple to the rest of the network. However, because our formalism relies on applying tensions and measuring the strains of bonds, we introduce a bond of zero stiffness, called a "ghost" bond, between the two nodes comprising each source or target ([Supporting Information](#)).

Further Details of Theoretical Approach. Our approach tunes the ratio $\eta = \varepsilon_T/\varepsilon_S$ of the target strain ε_T to the source strain ε_S by removing bonds sequentially, one at a time. First, we define the cost function that measures the difference between the network's response η and the desired response η^* ,

$$\Delta^2 \equiv \sum_{j=1}^n \begin{cases} (\eta_j/\eta_j^* - 1)^2 & \text{if } \eta_j^* \neq 0 \\ \eta_j^2 & \text{if } \eta_j^* = 0 \end{cases} \quad [2]$$

where j indexes the targets and their corresponding sources (e.g., $n = 1, 2, 3$ in Figs. 1 and 3 A and B, respectively). Target/source pairs may be defined for the same network response, or for separate independent responses for the same network with different applied source strains. With each step, we choose to remove the bond that creates the largest decrease in Δ^2 .

To decide which bond to remove, we must calculate how the removal of each bond changes η . First, we define the vectors of bond extensions $|e\rangle$ and bond tensions $|t\rangle$ in response to the externally applied strain, each of length N_b . To access the extensions and tensions on individual bonds, we define the complete orthonormal bond basis $|i\rangle$, where i indexes the bonds. The extension on bond i can then be found, $e_i = \langle i|e\rangle$, along with the bond tension, $t_i = \langle i|t\rangle$. The strain of bond i is $\varepsilon_i = e_i/l_i$, where l_i is the bond's equilibrium length. The tension and extension are related by a form of Hooke's law,

$$|t\rangle = F^{-1}|e\rangle, \quad [3]$$

where the flexibility matrix is defined as $\langle i|F|j\rangle = \delta_{ij}/k_i$. Here we choose the stiffness of bond i to be $k_i = \lambda_i/l_i$, where λ_i is the bond's material modulus with units of energy per unit length.

In addition to the bond tensions and extensions, we can define the dN vectors of node displacements $|u\rangle$ and net forces on nodes $|f\rangle$. The equilibrium matrix Q relates quantities defined on the bonds to those defined on the nodes through the expressions $Q^T|u\rangle = |e\rangle$ and $Q|t\rangle = |f\rangle$ (27). In general, Q is a rectangular matrix with dN rows and N_b columns. The total energy can then be written as

$$E = \frac{1}{2} \langle u|H|u\rangle, \quad [4]$$

where the Hessian matrix $H = QF^{-1}Q^T$ is a $dN \times dN$ matrix. In the presence of an externally applied set of tensions $|t^*\rangle$, the minimum energy configuration satisfies

$$H|u\rangle = Q|t^*\rangle. \quad [5]$$

To calculate the change in the displacements if a bond were removed, the naive approach would be to set the stiffness to zero for that bond in the flexibility matrix and to solve this equation. However, performing this matrix inversion to test the removal of each bond can be prohibitively expensive,

with a computational cost of $\mathcal{O}(N_b N^3)$, so we have developed a more efficient approach. Note that here we calculate the response to applied tensions, not the strains we need to calculate η . However, because we are only interested in the ratio of the target strain to the source strain and are working in the linear regime, we do not need to explicitly apply a strain nor specify the tension amplitude.

We use the equilibrium matrix Q to define a convenient basis of the bond tensions and extensions. Performing a singular value decomposition of Q gives access to its right singular vectors, yielding two mutually orthonormal subbases of vectors that, together, form a complete basis of size N_b (28). The first subbasis comprises vectors with singular values of Q that are zero, that is, tensions that do not result in net forces on the nodes. These are commonly known as the "states of self-stress" (SSS), and we denote them as $|s_\beta\rangle$, where β indicates the particular basis vector. These vectors can also be interpreted as incompatible extensions, or extensions that do not correspond to valid displacements. The second subbasis comprises vectors with positive singular values of Q : tensions that correspond to net forces on nodes, or extensions that are compatible with node displacement. We call these vectors the "states of compatible stress" (SCS) and denote them as $|c_\alpha\rangle$, where α indicates the basis vector. In total, there are N_c SCS basis vectors and N_s SSS basis vectors, which total to $N_c + N_s = N_b$.

Using these two subbases (and rescaling the bond stiffnesses so they are identically k ; see [Supporting Information](#)), we can calculate the discrete Green's function

$$G = \frac{1}{k} \sum_{\alpha} |c_\alpha\rangle \langle c_\alpha|, \quad [6]$$

which maps bond tensions to extensions. Using this result, we calculate the change in the bond extension vector $|e\rangle$ if bond i were to be removed,

$$|\Delta e\rangle = |c_i\rangle \frac{\langle c_i|t^*\rangle}{k(1 - C_i^2)}, \quad [7]$$

where $|c_i\rangle = kG|i\rangle$ and $C_i^2 \equiv \langle c_i|c_i\rangle$. From this equation, we can calculate the changes in both ε_T and ε_S and therefore the change η . This result can also be derived by inverting Eq. 5 and using the Sherman–Morrison formula to calculate the change in the inverse of the Hessian (29). Note that this calculation does not include the zero stiffnesses of the ghost bonds, which cannot be mapped to unity with the rest of the system. A generalization of Eq. 7 is needed to take this restriction into account ([Supporting Information](#)).

The next step is to calculate Eq. 7 (or its generalization found in [Supporting Information](#)) for the removal of each bond. We choose the bond that minimizes Δ^2 in Eq. 2 upon removal. One restriction is that we do not choose bonds that introduce zero modes ([Supporting Information](#)). Finally, once a bond is chosen, we recalculate the SCS and SSS subbases with the bond removed ([Supporting Information](#)).

A summary of our tuning algorithm contains the following steps:

- i) Transform to a system where all bonds initially have the same stiffnesses and add a ghost bond of zero stiffness for each pair of target and source nodes.
- ii) Use the equilibrium matrix to calculate the initial SCS and SSS bases.
- iii) Calculate the initial extensions of the source and target bonds in response to the applied tension t^* . Use this result to calculate the initial η .
- iv) For each bond, use the general form of Eq. 7 found in [Eq. S20](#) to calculate the change in η if that bond were to be removed.
- v) Remove the bond that minimizes Δ^2 in [Eq. 2](#). Recalculate the SCS and SSS subbases with the bond removed and update the extensions of the source and target bonds.

We repeat steps *iv* and *v* until $\sqrt{\Delta^2} < 0.01$ or the process fails. The computational cost of determining and removing a bond using this algorithm is dominated by step *v* with a complexity of $\mathcal{O}(N_b^3)$, much faster than the naive approach of directly solving [Eq. 5](#) with a complexity of $\mathcal{O}(N_b N^3)$.

There are three potential sources of failure represented in [Fig. 2B](#): $\sqrt{\Delta^2}$ cannot be lowered below 0.01 by removing any bond, no bonds can be removed without creating zero modes, or the numerical error in Δ^2 exceeds 1%. This third source of failure arises because numerical error is introduced as bonds are removed. To ensure that our results are accurate, we compare our final value of Δ^2 to the value obtained from the solution of [Eq. 5](#) with the given set of pruned bonds removed. If the relative error exceeds 1%, we call it a failure. Our results constitute an upper bound on

the failure rate, which could potentially be reduced by using more accurate techniques to decrease numerical error or more sophisticated minimization algorithms.

Experimental Networks. We create experimental realizations of the theoretically designed networks in both two and three dimensions. To make 2D networks, we obtain the positions of the nodes and struts from our design algorithm. Next, we laser-cut the shape of the network from a silicone rubber sheet. To reduce out-of-plane buckling, we use 1.6-mm-thick polysiloxane sheets with a Shore value of A90. The ratio of strut length to width within the plane of the network is $\sim 10:1$. The struts are designed to be thinner at their ends to alleviate bond bending.

To make 3D networks, we determine the positions of nodes and struts from the computer simulations and fabricate the networks using 3D printing technology. The proprietary material is a mixture of rubber (simulating styrene based thermoplastic elastomers) and rigid plastic (simulating acry-

lonitrile butadiene styrene) with a Shore value of A85. The dimensions of each strut have a ratio of $\sim 1:1:11$. As in our 2D networks, the struts are made thinner at their ends.

Note Added in Proof. Yan et al. (31) present a different computational algorithm for tuning mechanical networks to generate an allosteric response.

ACKNOWLEDGMENTS. We thank S. Leibler, T. Tlusty, and M. Mitchell for the suggestion to look at allosteric function in networks and for instructive discussions. We also thank D. Hexner, A. Murugan, J. Onuchic, and D. Thirumalai for instructive discussions. We thank the Simons Center for Theoretical Biology at the Institute for Advanced Study for its hospitality to A.J.L. This research was supported by the US Department of Energy, Office of Basic Energy Sciences, Division of Materials Sciences and Engineering under Awards DE-FG02-05ER46199 (to A.J.L.) and DE-FG02-03ER46088 (to S.R.N.) and by a National Science Foundation Graduate fellowship (to J.W.R.). This work was partially supported by Simons Foundation Grants 305547 and 327939 (to A.J.L.) and by the National Institute of Standards and Technology under Award 60NANB15D055 (to S.R.N.).

- Goodrich CP, Liu AJ, Nagel SR (2015) The principle of independent bond-level response: Tuning by pruning to exploit disorder for global behavior. *Phys Rev Lett* 114(22):225501.
- Driscoll MM, et al. (2016) The role of rigidity in controlling material failure. *Proc Natl Acad Sci USA* 113(39):10813–10817.
- Ribeiro AAST, Ortiz V (2016) A chemical perspective on allostery. *Chem Rev* 116(11):6488–6502.
- Daily MD, Gray JJ (2007) Local motions in a benchmark of allosteric proteins. *Proteins* 67(2):385–399.
- O’hern CS, Silbert LE, Liu AJ, Nagel SR (2003) Jamming at zero temperature and zero applied stress: The epitome of disorder. *Phys Rev E Stat Nonlin Soft Matter Phys* 68(1):011306.
- Liu AJ, Nagel SR (2010) The jamming transition and the marginally jammed solid. *Annu Rev Condens Matter Phys* 1(1):347–369.
- Ellenbroek WG, Zeravcic Z, van Saarloos W, van Hecke M (2009) Non-affine response: Jammed packings vs. spring networks. *Europhys Lett* 87(3):34004.
- Ellenbroek WG, Hagh VF, Kumar A, Thorpe MF, van Hecke M (2015) Rigidity loss in disordered systems: Three scenarios. *Phys Rev Lett* 114(13):135501.
- Goodrich CP, Liu AJ, Nagel SR (2012) Finite-size scaling at the jamming transition. *Phys Rev Lett* 109(9):095704.
- Mitchell MR, Tlusty T, Leibler S (2016) Strain analysis of protein structures and low dimensionality of mechanical allosteric couplings. *Proc Natl Acad Sci USA* 113(40):E5847–E5855.
- Fuchi K, et al. (2015) Origami actuator design and networking through crease topology optimization. *J Mech Des* 137(9):091401.
- Schenk M, Guest SD (2011) Origami folding: A structural engineering approach. *Origami 5: Fifth International Meeting of Origami Science, Mathematics, and Education (SOSME)*, eds Wang-Iverson P, Lang RJ, Yim M (CRC, Boca Raton, FL), pp 291–304.
- Bahar I, Lezon TR, Yang LW, Eyal E (2010) Global dynamics of proteins: Bridging between structure and function. *Annu Rev Biophys Biomol Struct* 39(39):23–42.
- Atilgan C, Gerek ZN, Ozkan SB, Atilgan AR (2010) Manipulation of conformational change in proteins by single-residue perturbations. *Biophys J* 99(3):933–943.
- Gunasekaran K, Ma B, Nussinov R (2004) Is allostery an intrinsic property of all dynamic proteins? *Proteins* 57(3):433–443.
- Favia AD, Thornton JM, Nobeli I (2009) Protein promiscuity and its implications for biotechnology. *Nat Biotechnol* 27(2):157–167.
- Yuan Y, Tam MF, Simplaceanu V, Ho C (2015) New look at hemoglobin allostery. *Chem Rev* 115(4):1702–1724.
- Jeffery CJ (2016) Protein species and moonlighting proteins: Very small changes in a protein’s covalent structure can change its biochemical function. *J Proteomics* 134:19–24.
- Nussinov R, Tsai CJ (2013) Allostery in disease and in drug discovery. *Cell* 153(2):293–305.
- Guarnera E, Berezovsky IN (2016) Allosteric sites: Remote control in regulation of protein activity. *Curr Opin Struct Biol* 37:1–8.
- Dokholyan NV (2016) Controlling allosteric networks in proteins. *Chem Rev* 116(11):6463–6487.
- Tsai CJ, del Sol A, Nussinov R (2008) Allostery: Absence of a change in shape does not imply that allostery is not at play. *J Mol Biol* 378(1):1–11.
- Motlagh HN, Wrabl JO, Li J, Hilser VJ (2014) The ensemble nature of allostery. *Nature* 508(7496):331–339.
- Edwards SA, Wagner J, Gräter F (2012) Dynamic prestress in a globular protein. *PLoS Comput Biol* 8(5):e1002509.
- Thorpe MF, Lei M, Rader AJ, Jacobs DJ, Kuhn LA (2001) Protein flexibility and dynamics using constraint theory. *J Mol Graph Model* 19(1):60–69.
- Srivastava A, Halevi RB, Veksler A, Granek R (2012) Tensorial elastic network model for protein dynamics: Integration of the anisotropic network model with bond-bending and twist elasticities. *Proteins* 80(12):2692–2700.
- Calladine CR (1978) Buckminster Fuller’s “Tensegrity” structures and Clerk Maxwell’s rules for the construction of stiff frames. *Int J Solids Struct* 14(2):161–172.
- Pellegrino S (1993) Structural computations with the singular value decomposition of the equilibrium matrix. *Int J Solids Struct* 30(21):3025–3035.
- Sherman J, Morrison WJ (1950) Adjustment of an inverse matrix corresponding to a change in one element of a given matrix. *Ann Math Stat* 21(1):124–127.
- Sussman DM, Goodrich CP, Liu AJ (2016) Spatial structure of states of self stress in jammed systems. *Soft Matter* 12:3982–3990.
- Yan L, Ravasio R, Brito C, Wyart M (2017) Architecture and coevolution of allosteric materials. *Proc Natl Acad Sci USA* 114:2526–2531.