

J. Child Lang. 27 (2000), 689–705. Printed in the United Kingdom
© 2000 Cambridge University Press

NOTE

**Infant vocabulary development assessed with a British
communicative development inventory***

ANTONIA HAMILTON, KIM PLUNKETT

University of Oxford

AND

GRAHAM SCHAFER

University of Reading

(Received 18 January 1999. Revised 20 December 1999)

ABSTRACT

Communicative Development Inventories (CDIs) were collected from 669 British children aged between 1;0 and 2;1. Comprehension and production scores in each age group are calculated. This provides norming data for the British infant population. The influence of socio-economic group on vocabulary scores is considered and shown not to have a significant effect. The data from British infants is compared to data from American infants (Fenson, Dale, Reznick, Bates, Thal & Pethick, 1994). It is found that British infants have lower scores on both comprehension and production than American infants of the same age.

INTRODUCTION

There is a long tradition in the measurement of infant vocabulary (e.g. Lukens, 1894; Stern & Stern, 1907; Benedict, 1979; Goldfield & Reznick, 1990). Though it is obvious that a child's vocabulary increases with age, the exact course of this development and the extent of the variability between children has only recently been described. Fenson, Dale, Reznick, Bates, Thal & Pethick (1994) investigated American children's comprehension and production vocabulary development between age 0;8 and 2;4, using the method of parental report. This study uses similar techniques to describe the vocabulary development norms for British children between the ages of 1;0 and 2;1.

[*] We acknowledge the support of the Economic and Social Research Council, the Leverhulme Trust and the Biotechnology and Biosciences Research Council. Address for correspondence: Professor Kim Plunkett, Department of Experimental Psychology, South Parks Road, Oxford, OX1 3UD, UK. e-mail: kim.plunkett@psy.ox.ac.uk

Fenson *et al.* obtained parental reports of 1803 children's word knowledge using two versions of the MacArthur Communicative Development Inventory (CDI) – an 'infant CDI' designed for children between 0;8 and 1;4 (the MacArthur Communicative Development Inventory: Words and Gestures), and a 'toddler CDI' for children aged between 1;4 and 2;6 (the MacArthur Communicative Development Inventory: Words and Sentences). Both of these CDIs comprised a checklist of words that a child might know, plus additional sections on actions and gestures for the infants, and sentences for the toddlers. The infant word list consisted of 396 words in 19 semantic categories. Parents¹ were asked to indicate for each word if their child understood the word (but did not say it), or if their child understood AND said the word. The toddler word list was longer, with 680 words in 22 categories, but parents were only asked to indicate if their child said the word.

Fenson *et al.* used these data to calculate the median and 10th, 25th, 75th and 90th percentiles of the number of words understood by infants in consecutive monthly periods from age 0;8 to 1;4, and the number produced from age 0;8 to 2;6. They demonstrated that there is a wide variation in children's vocabulary scores, but that on average production vocabulary shows a rapid increase towards the end of the second year, while comprehension vocabulary increases in a more linear fashion. By using a questionnaire method they were able to study much larger numbers of children than would be practical in lab testing.

However, there have been some criticisms of the use of parental report data, notably from Tomasello & Mervis (1994). They argue that the MacArthur CDI lacks face validity and may encourage over-inclusive responses by parents. Despite this problem, several studies suggest that parental report is a valid method of assessing infants' vocabulary.

Dale, Bates, Reznick & Morisset (1989) have shown that MacArthur CDI scores for infants aged 1;8 correlate closely to laboratory tests of comprehension. Bates, Bretherton & Synder (1988) studied younger infants (age 1;1), and also demonstrated that comprehension of particular words in a laboratory test correlated with total comprehension score on the CDI. However, neither study directly tested whether a word marked as understood on the CDI is in the infant's receptive vocabulary.

Mills and co-workers (Mills, Coffey-Corina & Neville, 1993, 1997) tested the validity of parental report using electro-physiological measures. Event-related potentials (ERPs) to auditorily-presented words were measured. They found that children's ERPs were reliably different according to whether the stimuli were known or unknown words, as rated by their parents.

These studies demonstrate the reliability of parental report in the USA.

[1] Throughout this article, the terms 'parent' and 'caregiver' are used interchangeably.

Recently, a study in the UK has directly examined whether comprehension scores obtained using a CDI are related to infants' lexical comprehension in a laboratory setting. Schafer, Plunkett & Thal (under review) used a preferential looking task to test comprehension of specific words at 1;5. Infants looked more at the image they were asked to fixate, but only if their caregiver had marked that word as 'understood' on the CDI. This suggests that British parents are reliable in their estimates of their child's receptive vocabulary on the CDI.

With colleagues, we have been using instruments similar to the MacArthur CDI for some five years, and have accumulated over 650 questionnaires. These were given to the parents of children aged between 1;0 and 2;1, before the child and caregiver visited the laboratory to participate in studies using preferential looking (Golinkoff, Hirsh-Pasek, Cauley & Gordon, 1987; Schafer & Plunkett, 1998) or preferential listening (Nelson, Jusczyk, Mandel & Myers, 1995). Although all the CDIs used in Oxford are based on the MacArthur 'infant CDI', several different forms have been used over the years. We will refer collectively to these instruments as the 'Oxford CDI'.

In this article, we describe the vocabulary scores that we have obtained using the Oxford CDI. Our primary aim is to establish norms for vocabulary development in British infants, equivalent to those that have been described for American infants. We consider the influence of socio-economic group and the differences in the wordlist used in each version of the Oxford CDI on the vocabulary scores we obtained. Furthermore, we compare the British norms to those found in the US, and consider some reasons for the differences found between the two countries.

METHOD

Development of the Oxford CDI

CDIs have been used for developmental studies in Oxford for 4 years, mainly to assess infants' word knowledge prior to a visit to the Babylab. There have been four versions of the Oxford CDI, which differ only in the vocabulary checklist shown to parents. The instructions given to parents always remained the same, and the wordlist was divided into the following categories – *animal sounds, animals, vehicles, toys, food and drink, body parts, clothes, furniture and rooms, outside, household items, people, games and routines, action words, descriptive words, question words, time, pronouns, prepositions, and quantifiers*. In some versions of the CDI, an entire category was excluded, but no other structural changes were made.

The structure and word list of the Oxford CDI were originally based on the MacArthur CDI. Note that the set of items included in the MacArthur CDI was determined after an extensive evaluation of the frequency of usage of the words by children. No such evaluation was performed in the construction of the Oxford CDI. CDIs were initially used in Oxford as an aid

to selecting materials for preferential looking studies, and made the same assumptions about frequency of word usage as the MacArthur CDI. However, we did compare some word frequency norms taken from British and American sources in order to establish whether there were any systematic discrepancies; we report on these comparisons below.

The first CDI used in Oxford was a shorter version of the MacArthur infant CDI; while the MacArthur CDI had 396 words, this pre-1996 Oxford CDI had only 371 words. It excluded the category 'animal sounds', some American words (e.g. *diaper*, *trash*, *stroller*, and *cheerios*) and some other words, such as the child's own name and a babysitter's name, because these were not used in our experimental studies. Two animal names (*whale* and *zebra*) were added, as were three colours. 131 CDIs of this type were collected.

In 1996, this CDI was revised, and two new versions were used concurrently, each tailored to the requirements of a particular preferential looking study. Version A was very similar to the pre-1996 Oxford CDI, but added approximately 20 words to replace the American words that had been excluded previously (e.g. *nappy*, *rubbish*, *pushchair*, and *cornflakes*). It was used mainly with younger infants (approx. 1;0). Version B had more changes, but again these were mainly exchanges of British and American words, and some extra words were added because they were needed for experimental studies. It was used mainly with older infants (approx. 1;3 to 2;0). Neither of these CDIs had a section on animal sounds; this section was excluded so it would be possible to add new words to the checklist without exceeding the original total of 396 words in the MacArthur vocabulary checklist. In total, 240 version A CDIs and 77 version B CDIs were collected during 1996.

In 1998, the word list used in Oxford was revised again, to create a definitive Oxford CDI; this version can be downloaded from the internet at <http://epwwww.psych.ox.ac.uk/babylab/BabyLabResearch.htm>. These changes were intended to make the Oxford CDI as similar as possible to the American one, for overall comparison between the versions, but also to make it a general preparatory tool for experimental studies. The category of animal sounds was reinstated, and some extra words that seemed to be uncommon or arbitrary were removed (e.g. *cornflakes*, *whale*, and *sitting room*). A section for extra words was added, to obtain input from parents about other words their child knew, but words listed in this section were not counted in the child's vocabulary score. Some words were also listed as a pair, for example, *bunny* and *rabbit* were listed as a single item. This was intended to reduce the overall number of items on the CDI, and to ensure items were neither missed because one synonym was excluded, nor duplicated because both synonyms were listed separately. In total, the new Oxford CDI lists 433 words, but because 17 of these are pairs, the maximum vocabulary score a child can

INFANT VOCABULARY DEVELOPMENT IN THE UK

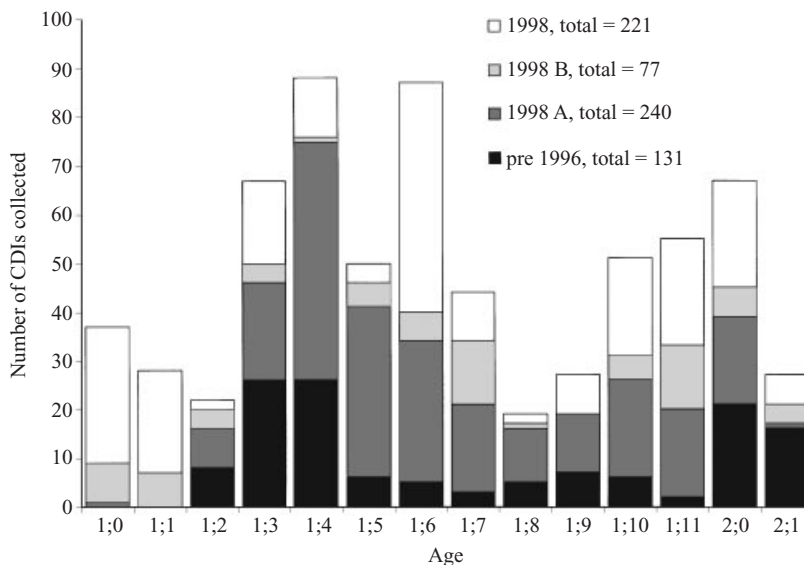


Fig. 1. Number of CDIs collected in each age range for each version of the Oxford CDI.

TABLE 1. *The number of words that would need to be changed in each CDI wordlist to create a different version of CDI^a*

CDI created by changes	Total number of words in		CDI to change			
			MacArthur	Oxford CDI	Oxford CDI	Oxford CDI
MacArthur Infant CDI	396	Number added	—	—	—	—
		Number removed	—	—	—	—
Oxford CDI pre 1996	371	Number added	6 (6)	—	—	—
		Number removed	31 (19)	—	—	—
Oxford CDI 1996, A	395	Number added	27 (8)	3 (2)	—	—
		Number removed	27 (20)	28 (4)	—	—
Oxford CDI 1996, B	398	Number added	41 (18)	49 (21)	25 (13)	—
		Number removed	40 (23)	23 (13)	26 (19)	—
Oxford CDI 1998	433 ^b	Number added	61 (36)	79 (49)	53 (46)	36 (30)
		Number removed	25 (11)	18 (11)	17 (10)	1 (0)

^a Numbers in brackets: the number of altered words, excluding words made into a combined entry or direct swaps of synonyms.

^b 17 are pairs.

obtain is 416 words. To date, 221 of these new Oxford CDIs have been collected.

The number of each type of CDI collected from different age groups of children is shown in Figure 1. The number of words that were altered between these different versions of the CDI is summarized in Table 1, and

the exact words used are listed in Appendix A. As the table shows, substantial changes were made to the CDI word list, both between the MacArthur and Oxford CDIs, and within different versions of the Oxford CDI. Because the length of the word list varied on different versions of the CDI, vocabulary scores were always calculated as a percentage of the maximum possible score on that CDI. However, it is possible that changes within the word list could substantially affect the vocabulary scores obtained with different versions of the CDI. A statistical comparison of the scores obtained with each version of the Oxford CDI was therefore carried out. These comparisons are described in detail in the Results section. No differences were found between the different versions of the CDI, and all the Oxford CDI data was amalgamated for all other analyses.

Data collection

In total, 669 CDIs were completed by the parents of children aged between 1;0 and 2;1 in the Oxford area. The majority of these were completed by caregivers in advance of a visit to the laboratory. To increase the number of subjects in under-represented age groups, extra CDIs were posted to parents on the Oxford subject panel. CDIs were excluded from the British set if the child was regularly exposed to any language other than English or had any major medical problems, but data from children with otitis media ('glue ear') was not excluded.² For every child, total comprehension and total production vocabularies were counted and analysed.

To determine whether the infants studied in our lab represented the UK population as a whole, socio-economic data were obtained for 200 children from the Oxford subject group, by matching the child's postcode in the Manchester Census Dissemination Unit database (<http://midas.ac.uk/census/census.html>). This gave each child an average socio-economic group (SEG) score based on the statistics for that child's home area. It should be noted this gives only a rough estimate of the SEG of each child's family, because data from the Census is only available as an average over groups of several postcodes. Using this data, it is possible to examine the influence of SEG on vocabulary score, and also to consider if our Oxford sample is representative of Britain as a whole.

RESULTS

Norms for British infants

669 CDIs were collected, and each child was given a comprehension score and production score, as a percentage of the maximum score obtainable with that CDI. The CDIs were classed in one-month age groups from 1;0 to 2;1,

[2] This was also true of the children in Fenson *et al.*'s study with the MacArthur CDI.

INFANT VOCABULARY DEVELOPMENT IN THE UK

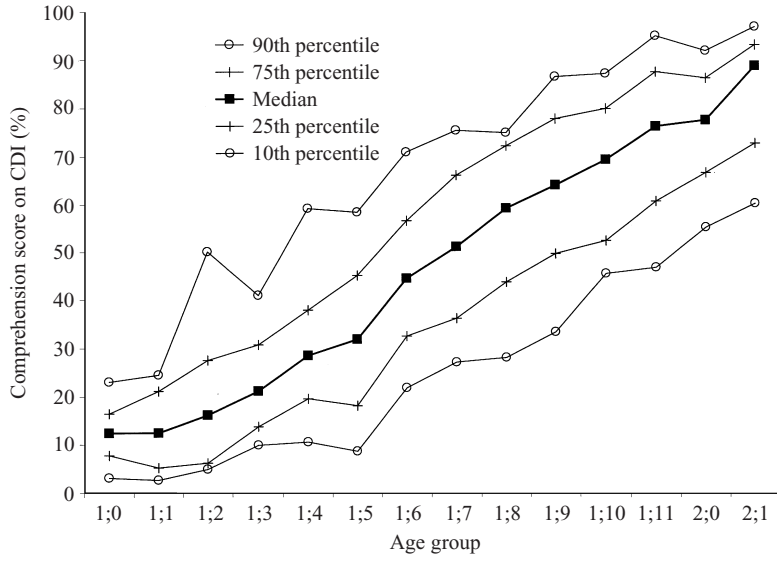


Fig. 2. Observed comprehension vocabulary in British infants.

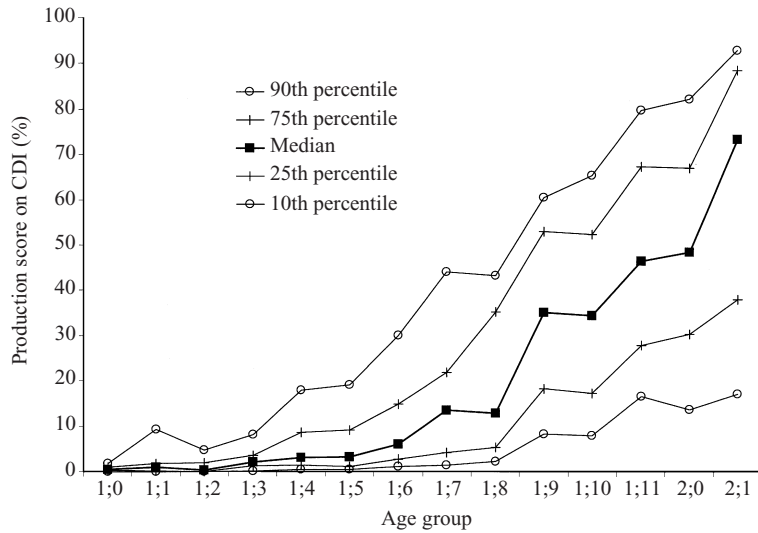


Fig. 3. Observed production vocabulary in British infants.

and the median, 10th, 25th, 75th and 90th percentiles of the comprehension scores found for each age group are shown in Figure 2. The equivalent scores for production are shown in Figure 3. The data for each percentile was individually fitted to a logistic function, as advocated by Fenson *et al.*, and the resultant curves are shown in Figure 4 and 5. These curves can be

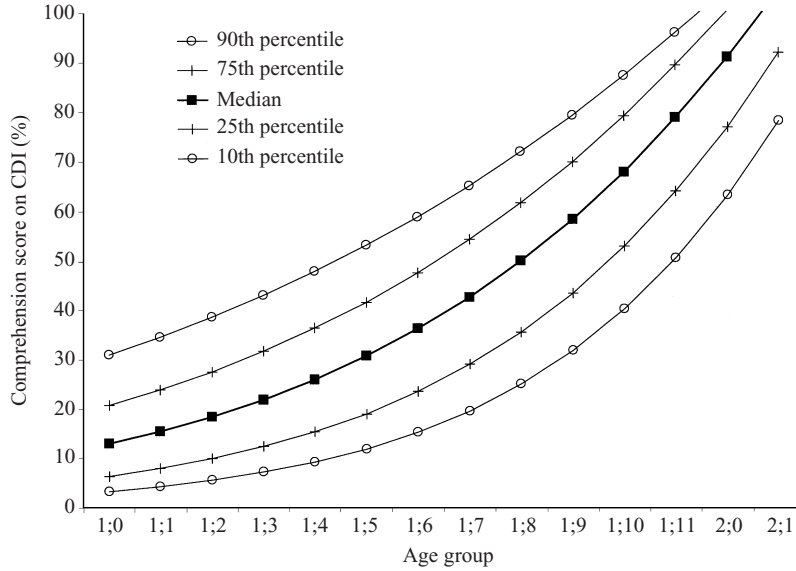


Fig. 4. Fitted comprehension vocabulary in British infants.

considered as the norms for vocabulary scores in British infants, and vocabulary data throughout this paper will be described in relation to these fitted curves.

Figure 5 illustrates that British children show an acceleration in rate of growth of expressive vocabulary during the second half of their second year, and that there is considerable variation between children. For example, children at the 10th percentile master just 4% of the CDI (16 items³) at age 1;9, and at the 90th percentile master 50% of the CDI (200 items). Receptive vocabulary (see Figure 4) exhibits a more linear trend in development, with a limited increase in rate of growth towards the middle of the second year. As with expressive vocabulary, there is considerable variation across children. Our fitted measures of receptive vocabulary show children aged 1;9 mastering 32% (127 items) at the 10th percentile, while those at the 90th percentile master 79% (319 items).

[3] Here and in future examples, the number of items is calculated assuming an average CDI wordlist of 402 items.

INFANT VOCABULARY DEVELOPMENT IN THE UK

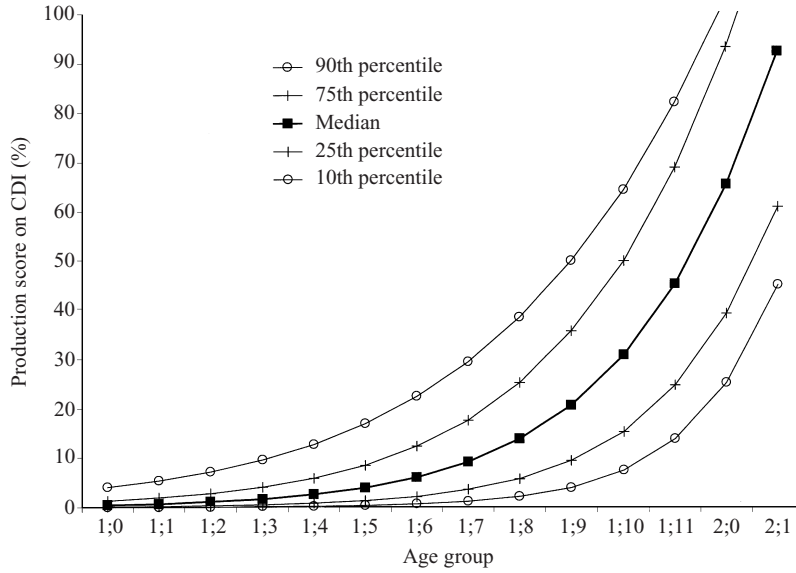


Fig. 5. Fitted production vocabulary in British infants.

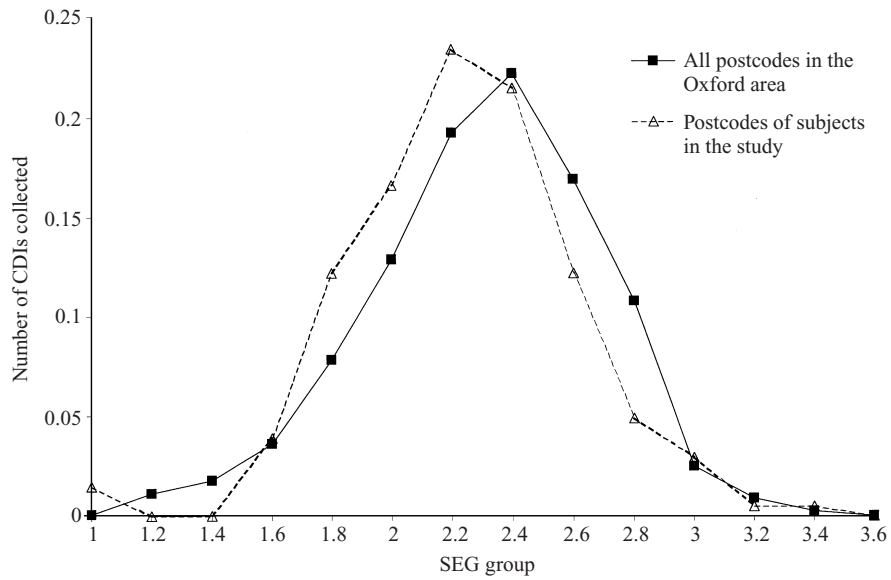


Fig. 6. Distribution of the participants in the Oxford CDI study by SEG group, compared to the overall distribution of SEG groups in the Oxford area.

These general trends in comprehension and production vocabulary are unsurprising. They are similar in form to those that have been observed previously (Goldfield & Reznick, 1990; Fenson *et al.*, 1994.). These studies also found considerable variation between children, and an overall linear increase in comprehension vocabulary, with some evidence for faster growth in production vocabulary.

The data relating to the SEG group of 200 infants whose parents completed CDIs was also analysed, to discover if SEG influences vocabulary score and if our sample was representative of Britain. Figure 6 shows the proportion of the children in each SEG group, and the equivalent proportions for the whole Oxford area. As the graph shows, the children in our sample are generally representative of the Oxford area, with a slight bias towards the lower end of the scale. Oxford is a fairly affluent area (the Southeast region is second in Britain in terms of disposable income per household, according to the Office of National Statistics, (<http://www.statistics.gov.uk/statbase/mainmenu.asp>)). It seems reasonable to assume that the majority of children in the Oxford sample were from middle class backgrounds.

A partial correlation analysis of SEG with vocabulary score, controlling for age, was carried out on the British data, and no reliable correlations were found ($r = -0.01$, $p = 0.8$ for comprehension and $r = 0.06$, $p = 0.4$ for production). This finding is similar to previous results (Fenson *et al.*, 1994), and reinforces the view that SEG does not influence vocabulary score.

An investigation of the vocabulary scores obtained using different versions of the Oxford CDI was also carried out. As in previous analyses, each child's vocabulary score was expressed as a proportion of the maximum score obtainable with that version of the CDI. Figure 7 shows the average production and comprehension scores obtained in each age group for each CDI version (for subject numbers in these age groups, see Figure 1).

To investigate the influence of changes in the CDI word list on children's vocabulary scores, two-way ANOVAs were performed on the Oxford comprehension and production data, (data from the MacArthur CDI could not be included in these tests, as detailed data on individual subjects were not available). The factors were age group (14 one-month age ranges were considered as a simple factor, not a covariant, because vocabulary score does not vary linearly with age) and CDI version (four different Oxford CDIs). Both the ANOVAs showed a reliable effect of age group ($F(13, 617) = 39.5$, $p < 0.001$ for comprehension, $F(13, 617) = 33.8$, < 0.001 for production), but neither showed a reliable effect of CDI version ($F(3, 617) = 0.692$, $p = 0.56$ for comprehension, $F(3, 617) = 1.87$, $p = 0.13$ for production). The results of these ANOVAs suggest that the changes of up to 100 words in the CDI wordlist did not influence vocabulary scores within the British infant population studied.

INFANT VOCABULARY DEVELOPMENT IN THE UK

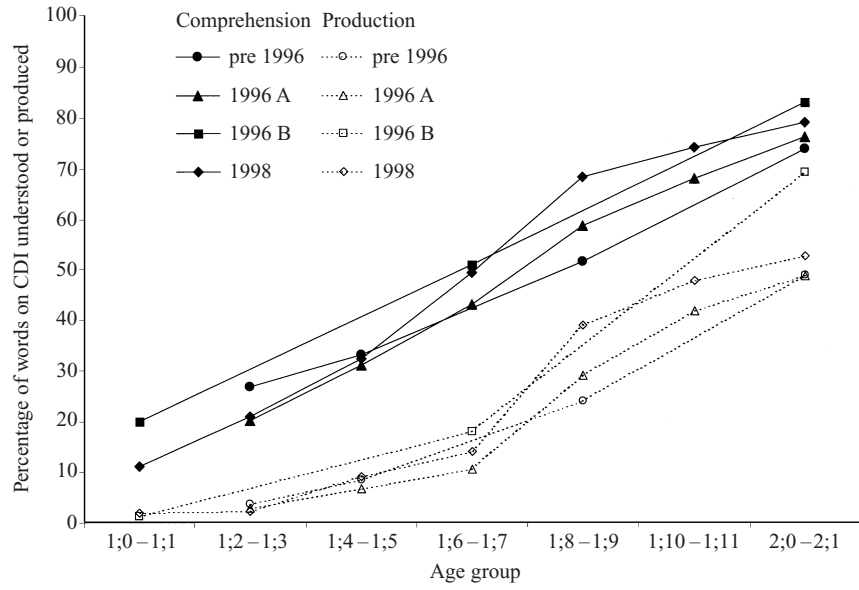


Fig. 7. Median vocabulary scores obtained using four different versions of the Oxford CDI.

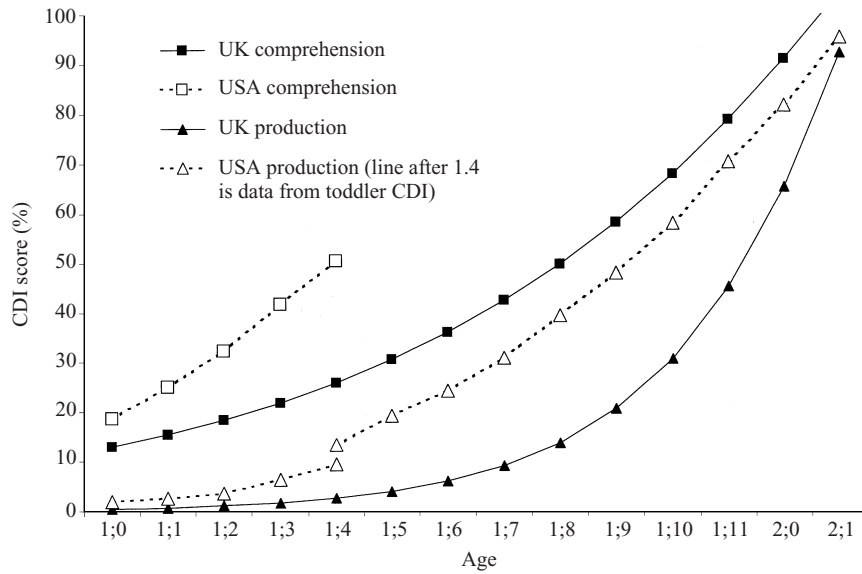


Fig. 8. Median comprehension and production vocabulary in the USA and the UK.^a

^aUS data is redrawn from Fenson *et al.* (1994), Figures 2, 3 and 4. Data for the American infants production score after age 1;4 is derived from the MacArthur 'toddler CDI'.

Comparison of vocabulary scores from the UK and the USA

The data collection instrument and analyses used in this study are similar to those used by Fenson *et al.*, and it is interesting to compare the norms obtained from American infants with those we describe for British infants. In this study, vocabulary scores were collected from 669 infants between ages 1;0 and 2;1, and were analysed as described above. Fenson *et al.* (1994) present data from 'infant CDIs' for 458 American children aged between 0;11 and 1;4, and 'toddler CDIs' for 886 children aged between 1;4 and 2;0. Exclusion criteria were similar for the studies in the UK and the US; children with major medical problems were excluded, but those with 'glue ear' were not. Bilingual children were excluded from the British data, but Fenson *et al.* included CDIs from children who were exposed to languages other than English, and these made up 12.2% of their total.

The fitted median comprehension and production scores found in the USA are shown in Figure 8; the data was converted into percentage scores for comparison with the British data, which is also shown. It can be clearly seen from these figures that both production and comprehension scores are much lower for the UK sample than the US one. For example, at age 1;4, the median American infant understands approximately 50% of the words on the MacArthur CDI (200 items), while at the same age the median British infant understands only 26% of the words (104 items). At this age, the median production vocabulary of American infants is 9.3% (37 items), while that of British infants is 2.6% (10 items).

Detailed data on the vocabulary scores of individual American infants was not available, so the only way to compare the vocabulary scores from the UK and the USA statistically was to use the median vocabulary scores at each age range. A paired *t*-test on comprehension scores from age 1;0 to 1;4 showed a reliable effect of country ($t(4) = 4.315$, $p = 0.013$), as did a *t*-test of production scores from 1;0 to 2;1 ($t(13) = 5.072$, $p < 0.001$). This confirms that there is a difference between the vocabulary scores obtained in the UK and the USA.

We also compared the frequencies of the 284 words that appeared in every version of the CDI, to identify any systematic differences in word frequency between the UK and US CDIs. Frequency data was only available for adult written word frequencies, in the Lancaster-Oslo/Bergen Corpus for British English and Brown Corpus for American English (Hofland & Johansson, 1982). A paired *t*-test on these frequencies found a reliable difference ($t(283) = 2.60$, $p = 0.010$), and demonstrated that the words were of a higher frequency in British English than in American English.

DISCUSSION

We have presented vocabulary development scores for over 650 British infants aged between 1;0 and 2;1. The general trend in word learning confirms the findings of previous studies (e.g. Fenson *et al.*, 1994), showing that there is a vocabulary spurt in production and comprehension develops in a more linear fashion. Analysis of the socio-economic group of the infants in our studies demonstrated that the majority are middle class, and are a representative sample of the Oxford area. Within this sample, there was no correlation between vocabulary development and socio-economic group.

The comparison of vocabulary scores across the four different versions of the Oxford CDI suggested that the alterations did not have any influence on the vocabulary scores obtained. This implies that the CDI is robust; the findings from it are not perturbed by common sense substitutions in the word list shown to parents.

The discovery of a large and consistent difference between vocabulary scores for infants in the UK and the USA was unexpected, and there is no clear reason for this difference. Many possible explanations could be suggested, but without more detailed data, it is only possible to speculate. Some of the explanations can be rejected outright; for example, there might be problems with the validity of parental report in either the UK or the USA, but parental report has been shown to be reliable in a number of studies from both sides of the Atlantic (e.g. Dale *et al.* 1989, Meints, Plunkett & Harris, 1999, Mills *et al.* 1993, 1997, Schafer & Plunkett, 1998).

The difference could be due to the changes made in the vocabulary checklists used in the UK and the USA, but the robustness of the Oxford checklist to word changes suggests that this is unlikely. Differences in word frequency between countries cannot be responsible either; we found that the 284 words present on every CDI were more common in British than American English, which would predict higher CDI scores in British infants. Differences in the subject pools are unlikely to be responsible, as both studies involved middle class children, and included children with 'glue ear', but excluded other medical conditions. Although only the American study included bilingual children, these infants would be expected to have a lower vocabulary score in English than would monolinguals (Pearson, Fernández & Oller, 1993); hence the predicted difference would be in the opposite direction to that actually observed.

There are other candidate explanations for the higher vocabulary scores in American infants. It is possible that there are subtle cultural differences between the UK and USA that influence children's vocabulary development – perhaps American parents expect their child to talk more. Different numbers of children in each study might have been in day-care; day-care children might learn words at a different rate to children at home, and their

parents might have different knowledge of their vocabulary development (Weitzner-Lin, 1996). Finally, there could be differences in referent frequency, or word frequency in infant-directed speech between the UK and the USA, which would influence the rate at which children learnt the words on the vocabulary list.

Determination of which factors are responsible for the differences in vocabulary score between British and American infants and why will require detailed investigation of cultural differences between the USA and the UK. The important point to note is that there is a large discrepancy between the vocabulary scores obtained in Britain and the USA. Researchers working with infants in the UK should be wary of using the US vocabulary development norms. Nonetheless, given previous laboratory-based validity checks on the CDI, we have good reason to continue to believe that parental report offers a valuable indication of infants' vocabulary development. To this end, we present our data as norms for the UK infant population.

REFERENCES

- Bates, E., Bretherton, I. & Snyder, L. (1988). *From first words to grammar: individual differences and dissociable mechanisms*. New York, C.U.P.
- Benedict, H. (1979). Early lexical development: comprehension and production. *Journal of Child Language* **6**, 183–200.
- Dale, P. S., Bates, E., Reznick, J. S. & Morisset, C. (1989). The validity of a parent report instrument of child language at twenty months. *Journal of Child Language*, **16**, 239–51
- Fenson, L., Dale, P. S., Reznick, J.S, Bates, E., Thal, D. J. & Pethick, S. J. (1994). Variability in early communicative development. *Monographs of the Society for Research in Child Development*, Serial no 242, vol. 59, no 5.
- Goldfield, B. A. & Reznick, J. S. (1990). Early lexical acquisition: rate, content, and the vocabulary spurt. *Journal of Child Language* **17**, 171–83.
- Golinkoff, R. M., Hirsh-Pasek, K., Cauley, K. M. & Gordon, L. (1987). The eyes have it: lexical and syntactic comprehension in a new paradigm. *Journal of Child Language* **14**, 23–45.
- Hofland, K. & Johansson, S. (1982). *Word frequencies in British and American English*, The Norwegian Computing Centre for the Humanities, Bergen, Norway.
- Lukens, H. (1894). Preliminary report on the learning of language. *Pedagogical seminar* **3**, 424–60.
- Meints, K. Plunkett, K. & Harris, P. L. (1999). When does an ostrich become a bird: the role of prototypes in early word comprehension, *Developmental Psychology* **35**, 1072–8
- Mills, D. L., Coffey-Corina, S. & Neville, H. J. (1993). Language acquisition and cerebral specialization in 20-month-old infants, *Journal of Cognitive Neuroscience* **5**, 317–34.
- Mills, D. L., Coffey-Corina, S. & Neville, H. J. (1997). Language comprehension and cerebral specialization from 13 to 20 months. *Developmental Neuropsychology* **13**, 397–445.
- Nelson, D. G. K., Jusczyk, P. W., Mandel, D. W. & Myers, J. (1995). The head-turn preference procedure for testing auditory perception. *Infant Behaviour and Development* **18**, 111–116.
- Pearson, B. Z., Fernández, S. C. & Oller, D. K. (1993). Lexical development in bilingual infants and toddlers: comparison to monolingual norms. *Language Learning* **43**, 93–120.
- Schafer, G. & Plunkett, K. (1998). Rapid word learning by fifteen-month-olds under tightly controlled conditions. *Child Development* **69**, 309–20
- Schafer, G., Plunkett, K. & Thal, D. J. (under review) Seventeen-month-olds do not use the contrast principle in a visual preference task.

INFANT VOCABULARY DEVELOPMENT IN THE UK

- Stern, C. & Stern, W. (1907). *Die Kindersprache : eine psychologische und sprachtheoretische Untersuchung*. (4th rev. ed.). Leipzig: Barth.
- Tomasello, M. & Mervis, C. B. (1994). The instrument is great, but measuring comprehension is still a problem. *Monographs of the Society for Research in Child Development*, Serial no 242, vol. 59, no 5.
- Weitzner-Lin, B. (1996). Assessing communicative and linguistic development through parent and teacher report, *Infant Toddler Intervention* 6, 247–52.

APPENDIX A

The words which were altered in different versions of the CDI. 1 indicates a word was present in that version, and 0 indicates that it was absent.

PART 1 – WORDS THAT WERE DIRECTLY SWAPPED FOR SYNONYMS, OR FOR WHICH TWO SYNONYMS WERE COMBINED (THOUGH BOTH ARE LISTED SEPARATELY HERE)

	MacArthur Infant CDI	Oxford pre '96	Oxford 96 A	Oxford 96 B	Oxford 1998
bug	1	1	0	1	0
spider	0	0	1	0	1
pushchair	0	0	1	0	1
stroller	1	0	0	0	0
brick	0	0	1	1	1
block	1	0	1	1	1
biscuit	0	0	1	1	1
cookie	1	0	0	0	0
candy	1	0	0	0	0
sweets	0	0	1	1	1
cheerios	1	0	0	0	0
cornflakes	0	0	1	0	0
diaper	1	0	0	0	0
nappy	0	0	1	1	1
jumper	0	0	1	1	1
sweater	1	1	0	1	1
pants	1	1	0	1	0
trousers	0	0	1	0	1
tummy button	0	0	1	1	1
belly button	1	0	1	1	1
settee	0	0	1	1	1
sofa	0	0	1	0	1
cot	0	0	1	1	1
crib	1	1	0	0	0
cooker	0	0	1	1	1
stove	1	1	0	1	0
glasses	1	1	0	1	1
specs	0	0	0	1	1
hoover	0	0	1	1	1
vacuum	1	0	1	1	1
rubbish	0	0	1	1	1
trash	1	0	0	0	0
rock	1	1	0	1	0

	MacArthur Infant CDI	Oxford pre '96	Oxford 96 A	Oxford 96 B	Oxford 1998
stone	0	0	1	1	1
shovel	1	1	0	1	0
spade	0	0	1	0	1
shop	0	0	1	1	1
store	1	1	0	1	0
nasty	0	0	1	0	1
yucky	1	0	0	1	0
bunny	1	1	1	1	1
rabbit	0	0	1	1	1
kitty/kitten	1	0	1	1	1
firetruck/fire engine	1	0	1	1	1
motor – bike	0	0	1	1	1
motorcycle	1	1	0	1	1

PART 2 – SECTION CHANGES

The section on animal sounds was omitted from every CDI except the MacArthur CDI and the 1998 Oxford CDI. It contains the words – baa baa, choo choo, cockadoodledoo, grr, meow, moo, ouch, quack, uh oh, vroom, woof and yum.

15 verbs were added to the section Action words' in the 1998 Oxford CDI, but were not present in any other CDI. They are – call, carry, cuddle, cut, drop, find, have, hear, know, like, make, scratch, shut and tell.

PART 3 – MISCELLANEOUS WORDS CHANGED

	MacArthur Infant CDI	Oxford pre '99	Oxford 97 A	Oxford 97 B	Oxford 1998
again	0	0	0	0	1
babysitter	1	1	0	1	0
babysitter's name	1	0	0	0	0
backyard	1	1	0	0	0
beads	1	1	0	1	0
bin	0	0	1	0	1
boat	0	1	0	1	1
bucket	0	0	1	0	1
cap	0	0	1	0	1
child's own name	1	0	0	0	0
chips	0	0	1	0	1
cracker	1	1	0	1	0
cute	1	1	0	1	0
doctor	0	0	1	0	1
dummy	0	0	1	0	1
friend	0	0	1	0	1
girl	1	0	1	0	1
green	0	1	1	1	1
home	1	1	0	0	0

INFANT VOCABULARY DEVELOPMENT IN THE UK

	MacArthur Infant CDI	Oxford pre '99	Oxford 97 A	Oxford 97 B	Oxford 1998
jam	0	0	1	0	1
jug	0	0	1	0	1
lorry	0	0	1	1	1
mug	0	0	1	0	1
nail	0	0	1	0	1
nanny	0	0	1	0	1
noodles	1	1	0	1	0
owie/boo boo	1	0	0	0	0
pasta	0	0	0	1	1
patty cake	1	0	1	0	1
plane	0	0	1	1	1
policeman	0	0	1	0	1
raisin	1	1	0	1	0
rocking chair	1	0	1	1	1
Tsad	0	0	0	0	1
shh	1	0	1	0	1
ship	0	0	1	0	1
sitting room	0	0	0	1	0
tea	0	0	1	0	1
wall	0	0	1	0	1
whale	0	1	0	1	0
white	0	1	0	1	0
yellow	0	1	0	1	1
zebra	0	1	0	1	0