

The Clinical Investigator

Volume 72 · 1994

Continuation of Klinische Wochenschrift

Editor in Chief

N. Zöllner, Munich

Editorial Board

G. Adler, Ulm
M.E. Bertrand, Lille
T. Brandt, Munich
E. Erdmann, Munich
W. Gerok, Freiburg
G. Giebisch, New Haven
F.-D. Goebel, Munich
D. Häussinger, Freiburg
H. Kaess, Munich
J.R. Kalden, Erlangen
G.J. Krejs, Graz
W. Kübler, Heidelberg
H. Löffler, Kiel
J. Lubsen, Rotterdam
P.M. Mannucci, Milan
P.A. Miescher, Geneva
G. Paumgartner, Munich
H.D. Pohle, Berlin
D.L. Scott, London
P.C. Scriba, Munich
D. Seidel, Munich
G. Seifert, Hamburg

K.-H. Usadel, Frankfurt a.M.
G. Vantrappen, Louvain
P. von Wichert, Marburg
K.G. Wormsley, Dundee

Advisory Board

R. Arnold, Marburg
W.G. Daniel, Hannover
A. Distler, Berlin
H.L. Fehm, Lübeck
R. Ferlinz, Mainz
O. Götze, Göttingen
F.A. Gries, Düsseldorf
W.L. Gross,
Lübeck/Bad Bramstedt
E.G. Hahn, Erlangen
H.-L. Hahn, Wiesbaden
D. Hoelzer, Frankfurt a.M.
C. Keller, Munich
H.J. Kramer, Bonn

M.J. Mihatsch, Basle
B.S. Mitchell, Chapel Hill
O.-A. Müller, Munich
J.G. Puig, Madrid
E.O. Riecken, Berlin
E. Ritz, Heidelberg
R. Ritz, Basle
S. Sacks, London
H. Schuster, Munich
H.-P. Schuster, Hildesheim
W. Seeger, Giessen
H.-G. Sieberth, Aachen
F.-A. Spengel, Munich
G. Steinbeck, Munich
J.A. Tischfield, Indianapolis
G. Utermann, Innsbruck
H. Vetter, Bonn
C. Wagener, Hamburg
M. Wienbeck, Augsburg
G. Wolfram, Munich
R. Ziegler, Heidelberg

de,



Springer International

Contents of Volume 72

No 1: pp 1– 84 published December 6, 1993
No 2: pp 85– 166 published January 31, 1994
No 3: pp 167– 250 published February 28, 1994
No 4: pp 251– 330 published March 31, 1994
No 5: pp 331– 414 published May 6, 1994
No 6: pp 415– 480 published June 23, 1994
No 7: pp 481– 554 published July 26, 1994
No 8: pp 555– 638 published August 30, 1994
No 9: pp 639– 730 published September 19, 1994
No 10: pp 731– 814 published October 19, 1994
No 11: pp 815– 936 published November 2, 1994
No 12: pp 937–1098 published December 16, 1994

Supplement to Volume 72/Issue 6: Erythropoietin and Autologous Transfusion, Dresden, September 14–18, 1993

- Abe K → Mizunashi K
Aboudan F → Evers J
Ackermann M → Krämer BK
Adamek RJ, Wegener M, Wienbeck M, Köhler H, Hoffmann K, Altmeyer P: Long-term manometry of tubular esophagus in progressive systemic sclerosis 343
Adams O → Jablonowski H
Adlkofer F → Einhaus M
Adorf D, Grajer KH, Kaboth W, Nerl C: Agranulocytosis induced by antithyroid therapy: effects of treatment with granulocyte colony stimulating factor 390
Agnati LF → Fuxe K
Aguilar M → Gómez JM
Ahmad M → Syed TA
Ahmad SA → Syed TA
Alberti B → Antonelli A
Albrecht H → Stellbrink HJ
Albrecht H, Stellbrink HJ, Gross G, Berg B, Helmchen U, Mensing H: Treatment of atypical leishmaniasis with interferon γ resulting in progression of Kaposi's sarcoma in an AIDS patient 1041
Alexander K → Ranke C
Allerberger F → Vogetseder W
Altmeyer P → Adamek RJ
Andbjer B → Fuxe K
Andresen D → Behrens S
Angermann CE → Stempfلة HU
Antonelli A, Campatelli A, Di Vito A, Alberti B, Baldi V, Salvioni G, Fallahi P, Baschieri L: Comparison between ethanol sclerotherapy and emptying with injection of saline in treatment of thyroid cysts 971
Anzai K → Nagafuchi S
Arnold JC, Heilig B, Kallinowski B, Otto G, Kommerell B, Theilmann L: Soluble tumor necrosis factor receptors in patients with recurrent hepatitis C virus infection after liver transplantation 470
Atzpodien J → Buer J
Auberger K → Wintergerst U
Aufenanger J → Ensenaer R
Avenarius H-J → Ranke C
Bartmann P → Bokemeyer D
Bäcker A → Kramer HJ
Bajo A → Laso FJ
Bakker CJG: Magnetic resonance angiography 85
Baldauf J → Jurna I
Baldi V → Antonelli A
Baldus M, Möller M, Walter H, Brass H, Queißer W: A case of pure red cell aplasia: follow-up on different immunosuppressive regimens 1051
Balfour DJK → Benwell MEM
Banyai M → Capek M
Barash V → Chajek-Shaul T
Bartens W, Wanner C: Lipoprotein(a): new insights into an atherogenic lipoprotein 558
Bartmann P → Jablonowski H
Baschieri L → Antonelli A
Base W → Sexl V
Bauer J, Hohagen F, Ebert T, Timmer J, Ganter U, Krieger S, Lis S, Postler E, Voderholzer U, Berger M: Interleukin-6 serum levels in healthy persons correspond to the sleep-wake cycle 315
Bauer T → Hagendorff A
Baumgartner G → Pecherstorfer M
Bayraktar M, Usman A, Koray Z: Effect of the new somatostatin analogue SMS 201-995 on exogenously used insulin 669
Becher H → Schmitz U
Beger H → Limmer J
Behrens S, Andresen D, Brüggemann T, Schröder R: Ventricular fibrillation related to coronary spasm in patients without significant coronary or other structural heart disease 307
Behr R → Füssle R
Behr T, Fischer P, Müller-Felber W, Schmidt-Achert M, Pongratz D: Myofibrillogenesis in primary tissue cultures of adult human skeletal muscle: expression of desmin, titin, and nebulin 150
Belohradsky BH → Wintergerst U
Benker G → Jaspers C
Benwell MEM, Balfour DJK, Khadra LF: Studies on the influence of nicotine infusions on mesolimbic dopamine and locomotor responses to nicotine 233
Berg B → Albrecht H
Berger M → Bauer J
Bergmann L → Kamps BS
Berg PA → Klein R
Bergs C → Schneider T
Bernecker P → Erlacher L
Besenthal I → Knisel W
Beyenburg S → Schröder R
Beyer J → Kübler A
Bingley PJ → Wagner R
Biscopling J → Füssle R
Bittl M → Briegel J
Blaustein MP: Endogenous ouabain: physiological activity and pathophysiological implications 706
Bleich M → Greger R
Blum HE → Offensperger W-B
Bobrow M → Flinter F
Bode-Böger S → Ranke C
Bodmann KF, Tröster S, Clemens R, Schuster HP: Hemodynamic profile of intravenous fenoldopam in patients with hypertensive crisis 60
Boehme MWJ, Werle E, Kommerell B, Raeth U: Serum levels of adhesion molecules and thrombomodulin as indicators of vascular injury in severe Plasmodium falciparum malaria 598
Bogner C → Gawaz M
Bogner JR → Liegl U
Bogner JR → Rolinski B
Böhmer B → Malessa R
Bokemeyer D → Kramer HJ
Bokemeyer D, Friedrichs U, Bäcker A, Kramer HJ, Meyer-Lehnert H: Cyclosporine A enhances total cell calcium independent of Na-K-ATPase in vascular smooth muscle cells 992
Böker KHW → Müller MJ
Boldt I → Brennemann W
Bonifacio E → Wagner R
Bonmann E → Witzke O
Borberg H → Waidner T
Borensztein P → Pinet F
Borrás R → Laso FJ
Bottazzo GF → Wagner R
Boye E → Flinter F
Brandl BC → Stempfلة HU
Brass H → Baldus M
Braun GG → Tschaiakowsky K
Brech W → Murer H
Brennemann W, Breising KA, Leipner N, Boldt I, Klingmüller D: Attempted protection of spermatogenesis from irradiation in patients with seminoma by D-Tryptophan-6 luteinizing hormone releasing hormone 838
Breising KA → Brennemann W
Breyer S → Wenisch C
Brezinschek HP → Wascher TC
Brezinschek R → Wascher TC
Briegel J, Kellermann W, Forst H, Haller M, Bittl M, Hoffmann GE, Büchler M, Uhl W, Peter K, Phospholipase A₂ Study Group: Low-dose hydrocortisone infusion attenuates the systemic inflammatory response syndrome 782
Brockmeyer NH → Malessa R
Brockmüller J → Drakoulis N
Brodthorn H-R → Kamps BS
Brown D → Sabolić I

- Brückmann C → Wintergerst U
 Brüggemann T → Behrens S
 Brunkhorst R, Wrenger E, Koch KM: Low-dose prednisolone/chlorambucil therapy in patients with severe membranous glomerulonephritis 277
 Büchler M → Briegel J
 Buer J, Kirchner H, Schomburg A, Schüler A, Manns M, Lopez-Hänninen E, Duensing S, Poliwoda H, Atzpodien J: Cytokine-based biotherapy of gastrointestinal tumors 526
 Butruk E → Habior A
 Butz K → Hoppe-Seyler F
 Bye S, Mallmann R, Duley J, Simmonds HA, Chen J, Tischfield JA, Sahota A: Identification of a 7-basepair deletion in the adenine phosphoribosyltransferase gene as a cause of 2,8-dihydroxyadenine urolithiasis 550
- Caine Y → Chajek-Shaul T
 Calzetti C → Pedretti G
 Campatelli A → Antonelli A
 Canessa C → Horisberger J-D
 Capek M, Schnack C, Ludvik B, Kautzky-Willer A, Banyai M, Prager R: Effects of captopril treatment versus placebo on renal function in type 2 diabetic patients with microalbuminuria: a long-term study 961
 Cascorbi I → Drakoulis N
 Caspary WF → Wehrmann T
 Castro de S → Laso FJ
 Chajek-Shaul T, Scherer G, Barash V, Shiloni E, Caine Y, Stein O, Stein Y: Metabolic effects of nicotine on human adipose tissue in organ culture 94
 Cheema KM → Syed TA
 Cheema R → Syed TA
 Chen J → Bye S
 Christ M, Klauss V, Pliml W, Theisen K, Wehling M: Volumes and Na⁺/H⁺ antiporter activity of lymphocytes in patients with congestive heart failure 985
 Chuman H → Nagafuchi S
 Cissewski K → Rzepka AH
 Classen H-G → Rob PM
 Clemens R → Bodmann KF
 Coccozza S → De Lorenzo F
 Collazos J, Martínez E, Flores M, Mayo J: Aspergillus pneumonia successfully treated with itraconazole in a patient with systemic lupus erythematosus 920
 Collazos J: Glycocholic acid in chronic active hepatitis and mild liver diseases 36
 Collet C → Lingenfelser T
 Cordero M → Laso FJ
 Corvol P → Pinet F
 Creutzig A → Ranke C
- Danek A, Witt TN, Mann K, Schweikert HU, Romalo G, La Spada AR, Fischbeck KH: Decrease in androgen binding and effect of androgen treatment in a case of X-linked bulbospinal neuronopathy 892
 Danos P → Hagendorff A
 Danpure CJ: Molecular and cell biology of primary hyperoxaluria type 1 725
 Decrinis M, Doder S, Stark G, Pilger E: A prospective evaluation of sensitivity and specificity of the ankle/brachial index in the follow-up of superficial femoral artery occlusions treated by angioplasty 592
 Delling G → Harten P
 De Lorenzo F, Monticelli A, Coccozza S, De Simone B, Rubba P: Extracoronary atherosclerosis and genetic variants of apolipoprotein AI-CIII cluster in myocardial infarction survivors from southern Italy 435
 Denišlić M, Meh D: Neurophysiological assessment of peripheral neuropathy in primary Sjögren's syndrome 822
 De Simone B → De Lorenzo F
 Dettmers C → Hagendorff A
 DeVries JX → Schlenker T
 Dieckmann K-P → Gross AJ
 Diener H-C → Malessa R
 Dienes HP → Wölfel T
 Dierich MP → Vogetseder W
 Dihlmann W, Schnabel A, Gross WL: The acquired hyperostosis syndrome: a little known skeletal disorder with distinctive radiological and clinical features 4
 Dippold W → Wölfel T
 Dirksen U → Horneff G
 Dissmann T → Schneider T
 Di Vito A → Antonelli A
 Dobmeyer J → Feussner G
 Dobos GJ, Traynor-Kaplan AE, Ward D, Schollmeyer PJ: Neutrophil dysfunction in end-stage renal failure: reduced response to priming by C5a 353
 Doder S → Decrinis M
 Doherty E → Seed M
 Dörr U → Iser G
 Drakoulis N, Cascorbi I, Brockmöller J, Gross CR, Roots I: Polymorphisms in the human CYP1A1 gene as susceptibility factors for lung cancer: exon-7 mutation (4889 A to G), and a T to C mutation in the 3'-flanking region 240
 Drexel H → Föger B
 Duensing S → Buer J
 Duley J → Bye S
 Duque-Reina D → Mertens PR
 Düsing R → Schmitz U
 Düsing R, Leibhammer S, Hoffmann G, Vetter H, Siffert W: Hypertonic saline infusion induces activation of the lymphocyte Na⁺/H⁺ antiporter and cytosolic alkalization in healthy human subjects 817
- Ebert T → Bauer J
 Ebert W → Muley T
 Eckert F → Wagner DR
 Eggstein M → Knisel W
 Eggstein M → Lingenfelser T
 Eggstein M → Luft D
 Ehmke H → Kirchheim HR
 Ehrenreich H → Rolinski B
 Ehrenreich H, Poser W: Dependence on tramadol 76
 Ehrlich S → Haak T
 Eiben P → Sander D
 Einhaus M, Holz O, Meißner R, Krause T, Warneke K, Held I, Scherer G, Tricker AR, Adlkofer F, Rüdiger HW: Determination of DNA single-strand breaks in lymphocytes of smokers and nonsmokers exposed to environmental tobacco smoke using the nick translation assay 930
 Eisele E → Limmer J
 Elia G → Pedretti G
 Ellbrück D → Limmer J
 Endo K → Mizunashi K
 Endres HGE, Grüner O: Comparison of D₂O and ethanol dilutions in total body water measurements in humans 830
 Engelhardt D: Steroid biosynthesis inhibitors in Cushing's syndrome 481
 Engelstein E, Terres W, Hofmann D, Hansen L, Hamm CW: Improved global and regional left ventricular function after angioplasty for chronic coronary occlusion 442
 Ensenauer R, Püttmann M, Quintel M, Kattermann R, Aufenanger J: Comparison of serum phospholipase A₂, polymorphonuclear granulocyte elastase, C-reactive protein and serum amyloid A with the APACHE II score in the prognosis of multiple injured patients 843
 Erdmenger L → Jeck T
 Erlacher L, Teufelsbauer H, Bernecker P, Pietschmann P, Weissel M: Comparison of serum fluoride levels after administration of monofluorophosphate-calcium carbonate or sodium fluoride: differences in peak serum concentrations 1082
 Escobar-Jiménez F → Vidal-Puig A
 Etzersdorfer E → Wenisch C
 Euler HH → Harten P
 European Working Group on Familial Hypercholesterolaemia → Schuster H
 Evers J, Aboudan F, Lewalter J, Renner E: Hemodialysis in metacresol poisoning 472
 Ewers-Grabow U → Windler E
- Fabel H → Flüge T
 Faergeman O → Hansen PS
 Fallahi P → Antonelli A
 Falter B, Kutzer C, Richter E: Biomonitoring of hemoglobin adducts: aromatic amines and tobacco-specific nitrosamines 364
 Fandrey J → Gross AJ
 Fehske W → Reichel W
 Feldges A → Korte W
 Ferlinz R → Kienast K
 Ferlinz R → Lorenz J
 Fernández-Castañer M → Fernández-Real JM
 Fernández-Castañer M → Gómez Sáez JM
 Fernández-Real JM → Gómez Sáez JM
 Fernández-Real JM, Fernández-Castañer M, Villabona C, Sagarra E, Gómez-Sáez JM, Soler J: Giant intrasellar aneurysm presenting with panhypopituitarism and subarachnoid hemorrhage: case report and literature review 302
 Feussner G, Stech C, Dobmeyer J, Schaefer H, Otto G, Ziegler R: Serum amyloid A protein (SAA): a marker for liver allograft rejection in humans 1007
 Fiaccadori F → Pedretti G
 Fille M → Vogetseder W

- Finman U-B → Fuxe K
 Fischbeck KH → Danek A
 Fischer A, König W: Modulation of in vitro immunoglobulin synthesis of human peripheral blood mononuclear cells by nicotine and cotinine 225
 Fischer HP → Reichel W
 Fischer M → Pecherstorfer M
 Fischer P → Behr T
 Flesch M, Sachinidis A, Ko YD, Kraft K, Vetter H: Plasma lipids and lipoproteins and essential hypertension 944
 Flik J → Wagner D
 Flinter F, Boye E, Vetrie D, Harris A, Bobrow M: Genetic aspects of renal dysfunction: Alport's syndrome 728
 Fliser D, Ritz E: Clinical problems of diuretic treatment 708
 Flores M → Collazos J
 Flüge T, Fabel H, Wagner TOF, Forssmann WG: Localization of the bronchodilator effect induced by type A natriuretic peptide in asthmatic subjects 772
 Flury RF → Risti B
 Föger B, Drexel H, Hopferwieser T, Miesenböck G, Ritsch A, Lechleitner M, Tröbinger G, Patsch JR: Fenofibrate improves postprandial chylomicron clearance in II B hyperlipoproteinemia 294
 Fölsch B → Halwachs G
 Fölsch UR → Mönig H
 Forssmann WG → Flüge T
 Forst H → Briegel J
 Franzen D → Waidner T
 Frei U → Kliem V
 Frey FJ: 11 β -Hydroxysteroid dehydrogenase: a relevant determinant of glucocorticoid and mineralocorticoid-actions 701
 Friedberg T → Lorenz J
 Friedrichs U → Bokemeyer D
 Fritsch H → Julius U
 Fritsch W → Julius U
 Frölich J → Ranke C
 Fuchs S → Pinet F
 Fücker K → Julius U
 Fukushima N → Nagafuchi S
 Furukawa Y → Mizunashi K
 Füssle R, Biscopling J, Behr R, Sziegoleit A: Development of resistance by *Enterobacter cloacae* during therapy of pulmonary infections in intensive care patients 1015
 Fuxe K, Rosén L, Lippoldt A, Andbjør B, Hasselrot U, Finnman U-B, Agnati LF: Chronic continuous infusion of nicotine increases the disappearance of choline acetyltransferase immunoreactivity in the cholinergic cell bodies of the medial septal nucleus following a partial unilateral transection of the fimbria fornix 262
 Galanski M → Ranke C
 Gamba G → Hebert SC
 Gandenberger S → Wintergerst U
 Ganter U → Bauer J
 García-Calvente C → Vidal-Puig A
 García-Sánchez JE → Laso FJ
 Gärtner HV → Spyridopoulos I
 Gawaz M, Bogner C: Changes in platelet membrane glycoproteins and platelet-leukocyte interaction during hemodialysis 424
 Geier SA → Rolinski B
 Genovese S → Wagner R
 Gerdes LU → Hansen PS
 Gerken G → Wölfel T
 Germain S → Pinet F
 German AIDS Study Group: Survival of patients receiving zidovudine before or after AIDS diagnosis: results of a German multicenter study 111
 Gerok W → Hafkemeyer P
 Gerok W → Offensperger W-B
 Glaser F → Wolf O
 Goebel FD → Liegl U
 Goebel FD → Rolinski B
 Goebel Y → Rob PM
 Gómez JM, Aguilar M, Navarro MA, Ortola J, Soler J: Secretion of growth hormone and thyroid-stimulating hormone in patients with dementia 489
 Gómez-Sáez JM → Fernández-Real JM
 Gómez Sáez JM, Fernández Real JM, Fernández Castañer M, Navarro Moreno MA, Martínez Matos JA: Study on growth hormone and insulin secretion in myotonic dystrophy 508
 González-Buitrago JM → Laso FJ
 Grabensee B → Hollenbeck M
 Grabitz K → Kniemeyer HW
 Grajer KH → Adorf D
 Graninger W → Wenisch C
 Greger R, Lohrmann E, Bleich M: Tubular actions of diuretics (overview) 690
 Greminger P, Suter PM, Holm D, Kobelt R, Vetter W: Morning versus evening administration of nifedipine gastrointestinal therapeutic system in the management of essential hypertension 864
 Gresser U → Wagner DR
 Gressner AM → Körner T
 Greten H → Stellbrink HJ
 Greten H → Windler E
 Grigoriev AI, Morukov BV, Vorobiev DV: Water and electrolyte studies during long-term missions onboard the space stations SALYUT and MIR 169
 Gross AJ, Wolff M, Fandrey J, Miersch W-D, Dieckmann K-P, Jelkmann W: Prevalence of paraneoplastic erythropoietin production by renal cell carcinomas 337
 Gross CR → Drakoulis N
 Gross G → Albrecht H
 Gross W → Haak T
 Gross WL → Dihlmann W
 Grüner O → Endres HGE
 Grünert A → Haug C
 Grüne S → Jeck T
 Gwechenberger M → Hirschl MM
 Haak T, Jungmann E, Kasper-Dahm G, Ehrlich S, Usadel KH: Elevated endothelin 1 levels in critical illness 214
 Haak T, März W, Jungmann E, Hausser S, Siekmeier R, Gross W, Usadel K-H: Elevated endothelin levels in patients with hyperlipoproteinemia 580
 Habenicht AJR, Janßen-Timmen U, Ziegler R, Schettler G: Lipoproteins and their functions 639
 Habior A, Walewska-Zielecka B, Butruk E: Hepatocellular-cholestatic liver injury due to amoxicillin-clavulanic acid combination 616
 Haferkamp O, Seibold H, Stauch M, Kleeborg S, Rödel G: Neutrophilic migration through capillarylike micropores: influence of pulmonary passage 30
 Hafkemeyer P, Schupp M, Storch M, Gerok W, Häussinger D: Excessive iron storage in a patient with Wilson's disease 134
 Hagendorff A, Dettmers C, Danos P, Wetter S, Lassau M, Pizzulli L, Omran H, Bauer T, Hartmann A, Lüderitz B: Carotid artery stenosis and tachyarrhythmias: regional cerebral blood flow during high-rate ventricular pacing after one vessel occlusion in rats 775
 Hake U → Herr W
 Halbmayer WM → Pecherstorfer M
 Haller M → Briegel J
 Halwachs G, Tiran A, Reisinger EC, Zach R, Sabin K, Fölsch B, Lanzer H, Holzner H, Wilders-Truschning M: Serum levels of the soluble receptor for tumor necrosis factor in patients with renal disease 473
 Hammar C-H → Körner T
 Hamm CW → Engelstein E
 Hammel G → Schewe CK
 Hanefeld M → Julius U
 Hanke H → Strohschneider T
 Hannekum A → Strohschneider T
 Hansen L → Engelstein E
 Hansen PS, Meinertz H, Gerdes LU, Klausen IC, Faergeman O: Treatment of patients with familial defective apolipoprotein B-100 with pravastatin and gemfibrozil: a two-period cross-over study 1065
 Harris A → Flinter F
 Harrison-Bernard LM → Navar LG
 Harten P, Euler HH, Wolf E, Delling G, Löffler H: Disseminated histoplasmosis in a non-immunocompromised host 878
 Hartlapp JH → Reichel W
 Hartmann A → Hagendorff A
 Hashizume M → Nagafuchi S
 Hasselrot U → Fuxe K
 Hatano A → Takeda M
 Haug C, Metzela A, Steffgen J, Kochs M, Hombach V, Grünert A: Increased brain natriuretic peptide and atrial natriuretic peptide plasma concentrations in dialysis-dependent chronic renal failure and in patients with elevated left ventricular filling pressure 430
 Hauschild A → Mönig H
 Hausser S → Haak T
 Häussinger D → Hafkemeyer P
 Hay ID → Heufelder AE
 Hebert SC, Gamba G: Molecular cloning and characterization of the renal diuretic-sensitive electroneutral sodium-(potassium)-chloride cotransporters 692
 Hecker H → Ranke C
 Hellig B → Arnold JC
 Heimpel H → Limmer J
 Helber U → Spyridopoulos I

- Held I → Einhaus M
Helmchen U → Albrecht H
Helm EB → Kamps BS
Hemmerling AE → Wagner D
Hengge U → Malessa R
Hering W → Tschakowsky K
Hermann J → Wascher TC
Herr W, Schwarting A, Wittig B, Wanitschke R, Schnitzler G, Weinerth J, Jochum W, Hake U, Meyer zum Büschenfelde K-H: Enormous hemangiosarcoma of the heart 372
Heufelder AE, Hay ID: Evidence for autoimmune mechanisms in the evolution of invasive fibrous thyroiditis (Riedel's struma) 788
Heyden S, Kluthe R, Immenhofer C: International Symposium on Sodium and Hypertension. Results of randomized trials 800
Hilbert N → Hollenbeck M
Hirschl MM, Gwechenberger M, Zehetgruber M, Weber H: Severe complications following thrombolytic therapy of an acute thrombosis of a prosthetic mitral valve 466
Hoekstra JH: Acute gastroenteritis in Europe and the use of oral rehydration therapy 167
Hoffmann G → Düsing R
Hoffmann GE → Briegel J
Hoffmann K → Adamek RJ
Hoffmeister HM → Spyridopoulos I
Hofmann D → Engelstein E
Hohagen F → Bauer J
Höhler T, Teuber G, Wanitschke R, Meyer zum Büschenfelde K-H: Indomethacin treatment in amphotericin B induced nephrogenic diabetes insipidus 769
Holhorst K → Kliem V
Hollenbeck M, Hilbert N, Meusel F, Grabensee B: Increasing sensitivity and specificity of Doppler sonographic detection of renal transplant rejection with serial investigation technique 609
Höllt V → Wang X
Holm D → Greminger P
Holzer H → Halwachs G
Holz O → Einhaus M
Hombach V → Haug C
Hombach V → Waidner T
Hopferwieser T → Föger B
Hoppe-Seyler F, Butz K: Tumor suppressor genes in molecular medicine 619
Höpp HW → Waidner T
Horina JH → Kaufmann P
Horina JH → Stauber RE
Horisberger J-D, Puoti A, Canessa C, Rosier BC: The amiloride receptor 695
Horneff G, Dirksen U, Wahn V: Interferon- γ for treatment of severe atopic eczema in two children 400
Houweiling H: HIV transmission in the provision of health care 1
Huertas-Gonzales JM → Pérez-Blanco FJ
Humphries S → Lindahl G
Humphries S → Schuster H
Humphries SE → Seed M
Huppert PE → Spyridopoulos I
Immenhofer C → Heyden S
Inscho EW → Navar LG
Irsigler K → Pecherstorfer M
Iser G, Pfohl M, Dörr U, Weiss EM, Seif FJ: Ectopic ACTH secretion due to a bronchopulmonary carcinoid localized by somatostatin receptor scintigraphy 887
Ishibashi H → Nagafuchi S
Ishii M → Yasuda G
Ittel TH → Mertens PR
Ittensohn A → de Vries JX
Ittensohn A → Löffler W
Jablonski H, Sander O, Willers R, Adams O, Bartmann P, Wahn V: The use of intravenous immunoglobulins in symptomatic HIV infection. Results of a randomized study 220
Jakober B → Lingenfelser T
Jakob G → Vorderwinkler K-P
Jandik P → Melichar B
Janßen-Timmen U → Habenicht AJR
Jaspers C, Benker G, Reinwein D: Treatment of prolactinoma patients with the new non-ergot dopamine agonist roxindol: first results 451
Jaspersen D → Körner T
Jeck T, Weisser B, Mengden T, Erdmenger L, Grüne S, Vetter W: Primary aldosteronism: difference in clinical presentation and long-term follow-up between adenoma and bilateral hyperplasia of the adrenal glands 979
Jelkmann W → Gross AJ
Jerusalem F → Zierz S
Jochum W → Herr W
Jockenhövel F, Lederbogen S, Olbricht T, Schmidt-Gayk H, Krenning EP, Lamberts SWJ, Reinwein D: The long-acting somatostatin analogue octreotide alleviates symptoms by reducing posttranslational conversion of prepro-glucagon to glucagon in a patient with malignant glucagonoma, but does not prevent tumor growth 127
Jodar-Gimeno E → Vidal-Puig A
Johnston DA, Wormsley KG: Problems with the interpretation of gastric pH measurement 12
Jost WH, Rapp C, König J, Schimrigk K: Are heart rate responses reproducible in the tilt-table test? 996
Judmaier G → Vorderwinkler K-P
Julius U, Fritsch H, Fritsch W, Rehak E, Fücker K, Leonhardt W, Hanefeld M: Impact of hormone replacement therapy on postprandial lipoproteins and lipoprotein(a) in normolipidemic postmenopausal women 502
Jungmann E → Haak T
Jurna I, Krauß P, Baldauf J: Depression by nicotine of pain-related nociceptive activity in the rat thalamus and spinal cord 65
Kaboth W → Adorf D
Kahlon BMM → Syed TA
Kallinowski B → Arnold JC
Kamps BS, Brodt H-R, Staszewski S, Bergmann L, Helm EB: AIDS-free survival and overall survival in HIV infection: the new CDC classification system (1993) for HIV disease and AIDS 283
Kamradik B → Netter P
Karsch KR → Strohschneider T
Kasper-Dahm G → Haak T
Kassubek J → Witzke O
Kater W → Wehrmann T
Kattermann R → Ensenauer R
Kaufmann P, Smolle KH, Horina JH, Zach R, Krejs GJ: Impact of long-term hemodialysis on nutritional status in patients with end-stage renal failure 754
Kautzky-Willer A → Capek M
Kawamori T, Tanaka T, Kawase Y, Shiroko J, Tanahashi S, Mori H: An α -fetoprotein producing pancreatic cystadenocarcinoma 377
Kawase Y → Kawamoto T
Kellermann W → Briegel J
Kellner H, Yu D: The pathogenesis of HLA-B27 associated arthritis: lessons from the B27 crystal 321
Kern P → Wagner D
Kern WV → Wagner D
Keulers P → Mertens PR
Khadra LF → Benwell MEM
Kienast K, Riechelmann H, Knorst M, Schlegel J, Müller-Quernheim J, Schellenberg J, Ferlinz R: An experimental model for the exposure of human ciliated cells to sulfur dioxide at different concentrations 215
Kikuchi M → Nagafuchi S
Kimura T → Mizunashi K
Kirchheim HR, Ehmke H: Vasoactive hormones: modulators of renal function 685 688
Kirchner H → Buer J
Kirschbaum C, Scherer G, Strasburger CJ: Pituitary and adrenal hormone responses to pharmacological, physical, and psychological stimulation in habitual smokers and nonsmokers 804
Klausen IC → Hansen PS
Klauss V → Christ M
Klauss V → Rolinski B
Kleeberg S → Haferkamp O
Klein R, Berg PA: A comparative study on antibodies to nucleoli and 5-hydroxytryptamine in patients with fibromyalgia syndrome and tryptophan-induced eosinophilia-myalgia syndrome 541
Kliem V, Ringe B, Holhorst K, Frei U: Kidney transplantation in hepatitis B surface antigen carriers 1000
Klimpfinger M → Stauber RE
Klingelhöfer J → Sander D
Klingmüller D → Brennemann W
Kluthe R → Heyden S
Knappertz VA → Kübler A
Kniemeyer HW, Sandmann W, Schwindt C, Grabitz K, Torsello G, Stühmeier K: Thrombectomy with arteriovenous fistula for embolizing deep venous thrombosis: an alternative therapy for prevention of recurrent pulmonary embolism 40
Knisel W, Pfohl M, Müller M, Besenthal I, di Nicuolo A, Voelker W, Risler T, Eggstein M: Comparative long-term experience with immunoadsorption and dex-

- tran sulfate cellulose adsorption for extracorporeal elimination of low-density lipoproteins 660
- Knolle P → Wölfel T
- Knorst M → Kienast K
- Kobayashi I → Kubota K
- Kobelt R → Greminger P
- Koch KM → Brunkhorst R
- Kochs M → Haug C
- Köhler H → Adamek RJ
- Kohler SM → Krämer BK
- Koizumi T → Takeda M
- Komeyama T → Takeda M
- Komlósi P → Nagy I
- Kommerell B → Arnold JC
- Kommerell B → Boehme MWJ
- Kommerell B → Schlenker T
- König J → Jost WH
- König W → Fischer A
- Konz K → Luft D
- Koray Z → Bayraktar M
- Körner T, Kropf J, Jaspersen D, Hammar C-H, Gressner AM: On the diagnostic potential of fibronectin in human bile fluid 316
- Korte W, Feldges A: Increased prothrombin activation in a patient with congenital afibrinogenemia is reversible by fibrinogen substitution 396
- Korting HC → Schäfer-Korting M
- Ko Y → Schmitz U
- Ko YD → Flesch M
- Kraft K → Flesch M
- Krämer BK, Ackermann M, Kohler SM, Riegger GAJ: Role of endothelin in hypertension 88
- Krämer G → Kübler A
- Kramer HJ → Bokemeyer D
- Kramer HJ, Bäcker A, Bokemeyer D, Meyer-Lehnert H: Atrial natriuretic peptide and endothelin: modulators of renal function 703
- Kramer HJ: Multiple scientific publications 555
- Krams M → Malessa R
- Krause T → Einhaus M
- Krauβ P → Jurna I
- Krejs GJ → Wascher TC
- Krejs GJ → Kaufmann P
- Krejs GJ → Stauber RE
- Krenning EP → Jockenhövel F
- Krieger S → Bauer J
- Kropf J → Körner T
- Krüger TM → Stempfle HU
- Kübler A, Rothacher G, Knappertz VA, Krämer G, Nink M, Beyer J, Lehnert H: Intra- and extracerebral blood flow changes and flushing after intravenous injection of human corticotropin-releasing hormone 331
- Kübler W → Niroomand F
- Kubota K, Tamura J, Kurabayashi H, Shirakura T, Kobayashi I: Evaluation of increased serum ferritin levels in patients with hyperthyroidism 26
- Kuntz C → Wolf O
- Kurabayashi H → Kubota K
- Kutzer C → Falter B
- Lamberts SWJ → Jockenhövel F
- Landthaler M → Wagner DR
- Landthaler R → de Vries JX
- Landthaler R → Löffler W
- Land W: Impact of the reperfusion injury on acute and chronic rejection events following clinical cadaveric renal transplantation 719
- Lange S → Mönig H
- Lanzer H → Halwachs G
- Lardelli P → Vidal-Puig A
- Laso FJ, Cordero M, García-Sánchez JE: Esophageal brucellosis: a new location of Brucella infection 393
- Laso FJ, Madruga I, Borrás R, Bajo A, González-Buitrago JM, Castro de S: Hypokalemia in opiate overdose 471
- La Spada AR → Danek A
- Lassau M → Hagendorff A
- László Jr F → Nagy I
- LDL Apheresis Study Group → Waidner T
- Lebeau A → Rob PM
- Lechleitner M → Föger B
- Lederbogen S → Jockenhövel F
- Lehnert H → Kübler A
- Lehnert T → Wolf O
- Leibhammer S → Düsing R
- Leipner N → Brennemann W
- Leonhardt W → Julius U
- Lewalter J → Evers J
- Liegl U, Bogner JR, Goebel FD: Insulin-dependent diabetes mellitus following pentamidine therapy in a patient with AIDS 1027
- Limmer J, Eilbrück D, Müller H, Eisele E, Rist J, Schütze F, Beger H, Heimpel H, Seifried E: Prospective randomized clinical study in general surgery comparing a new low molecular weight heparin with unfractionated heparin in the prevention of thrombosis 913
- Lindahl G, Mailly F, Humphries S, Seed M: Apolipoprotein E phenotype and lipoprotein(a) in familial hypercholesterolaemia: implication for lipoprotein(a) metabolism 631
- Linet OI, Neff LL: Intracavernous prostatic glandin E₁ in erectile dysfunction 139
- Lingenfeller T, Pickert A, Pfohl M, Renn W, Radjaipour M, Collet C, Eggstein M, Jakober B: Hypothalamic-pituitary activation does not differ during human and porcine insulin-induced hypoglycemia in insulin-dependent diabetes mellitus 56
- Lippoldt A → Fuxe K
- Lis S → Bauer J
- Löffler H → Harten P
- Löffler W → de Vries JX
- Löffler W, Landthaler R, de Vries JX, Walter-Sack I, Iltensohn A, Voss A, Zöllner N: Interaction of allopurinol and hydrochlorothiazide during prolonged oral administration of both drugs in normal subjects. I. Uric acid kinetics 1071
- Lohrmann E → Greger R
- Lopez-Hänninen E → Buer J
- Lorenz J, Friedberg T, Paulus R, Oesch F, Ferlinz R: Oncogene overexpression in non-small-cell lung cancer tissue: prevalence and clinicopathological significance 156
- Lüderitz B → Hagendorff A
- Ludvik B → Capek M
- Ludwig M → Schmitz U
- Luft D, Pagallies OB, Konz K, Mann K, Renn W, Eggstein M: Differential diagnosis of neuropathic lesions in diabetic and alcoholic patients 200
- Lundin S → Syed TA
- Luska G → Ranke C
- Madruga I → Laso FJ
- Magnani G → Pedretti G
- Mailly F → Lindahl G
- Mailly F → Seed M
- Maio A → Yasuda G
- Mair J → Vorderwinkler K-P
- Malessa R, Diener H-C, Olbricht T, Böhrner B, Brockmeyer NH: Successful treatment of meningoencephalitis caused by Mycobacterium avium intracellulare in AIDS 850
- Malessa R, Krams M, Hengge U, Weiller C, Reinhardt V, Volbracht L, Rauhut F, Brockmeyer NH: Elevation of intracranial pressure in acute AIDS-related cryptococcal meningitis 1020
- Malir F → Melichar B
- Mallmann R → Bye S
- Mann K → Danek A
- Mann K → Luft D
- Manns M → Buer J
- Marlinghaus EH → Wehrmann T
- Martinez Matos JA → Gómez Sáez JM
- Martinez E → Collazos J
- März W → Haak T
- Maurer I, Zierz S: Mitochondrial respiratory chain enzyme activities in tetralogy of Fallot 358
- Mayo J → Collazos J
- Meh D → Denišlić M
- Meinertz H → Hansen PS
- Meißner R → Einhaus M
- Melichar B, Jandik P, Tichy M, Malir F, Mergancova J, Voboril Z: Urinary zinc excretion and acute phase response in cancer patients 1012
- Mengden T → Jeck T
- Mensing H → Albrecht H
- Mergancova J → Melichar B
- Mertens PR, Duque-Reina D, Ittel TH, Keulers P, Sieberth H-G: Contrast-enhanced computed tomography for demonstration of bilateral renal cortical necrosis 499
- Metzele A → Haug C
- Meusel F → Hollenbeck M
- Meyer-Lehnert H → Bokemeyer D
- Meyer-Lehnert H → Kramer HJ
- Meyer zum Büschenfelde K-H → Herr W
- Meyer zum Büschenfelde K-H → Höhler T
- Meyer zum Büschenfelde KH → Wölfel T
- Middeke M → Wagner DR
- Miersch W-D → Gross AJ
- Miesenböck G → Föger B
- Mizunashi K, Shishido T, Furukawa Y, Endo K, Ota K, Kimura T, Abe K: Erythrocytosis in pseudohypoparathyroidism type I 341
- Mizunashi K, Takaya K, Sato H, Mori S, Abe K, Furukawa Y: The time course of renal function and bone turnover in

- parathyroid crisis due to intratumoral hemorrhage 448
- Mizusawa T → Takeda M
- Möller M → Baldus M
- Mönig H, Hauschild A, Lange S, Fölsch UR: Suppressed thyroid-stimulating hormone secretion in patients treated with interleukin-2 and interferon- α_{2b} for metastatic melanoma 975
- Monticelli A → De Lorenzo F
- Moreno-Terribas G → Pérez-Blanco FJ
- Mori H → Kawamori T
- Mori S → Mizunashi K
- Morukov BV → Grigoriev AI
- Mrowka C, Sieberth HG: Circulating adhesion molecules ICAM-1, VCAM-1 and E-selectin in systemic vasculitis: marked differences between Wegener's granulomatosis and systemic lupus erythematosus 762
- Muley T, Wiebel M, Schulz V, Ebert W: Elastolytic activity of alveolar macrophages in smoking-associated pulmonary emphysema 269
- Müller-Felber W → Behr T
- Müller H → Limmer J
- Müller M → Knisel W
- Müller MJ → Netter P
- Müller MJ, Böker KHW, Selberg O: Metabolism of energy-yielding substrates in patients with liver cirrhosis 568
- Müller-Quernheim J → Kienast K
- Mundegar RR → Zierz S
- Muñoz-Torres M → Vidal-Puig A
- Murer H, Brech W: Editorial 681
- Musch E → Witzke O
- Nagafuchi S, Ishibashi H, Anzai K, Ohshima K, Ohno Y, Fukushima N, Hashizume M, Sugimachi K, Chuman H, Kikuchi M, Niho Y Budd-Chiari syndrome and Epstein-Barr virus (EBV) associated plasmacytoma in a patient with chronic active EBV infection 883
- Nagy I, Pogátsa-Murray G, Zalányi Jr S, Komlósi P, László Jr F, Ungi I: Amanita poisoning during the second trimester of pregnancy. A case report and a review of the literature 794
- Nakama H: A study on the efficacy of a screening program for colorectal cancer in a small Japanese village 117
- Navar LG, Inscho EW, Harrison-Bernard LM, Takenaka T: Paracrine interactions regulating renal microcirculatory function 682
- Navarro MA → Gómez JM
- Navarro Moreno MA → Gómez Sáez JM
- Neff LL → Linet OI
- Nerl C → Adorf D
- Netter P, Müller MJ, Neumann A, Kamradik B: The influence of nicotine on performance, mood, and physiological parameters as related to smoking habit, gender, and suggestibility 512
- Neumann A → Netter P
- Neumann H.P.H.: Genetics of hypertension: the pheochromocytoma model 729
- Neupert W: Transport of proteins across mitochondrial membranes 251
- Neurath GB: Aspects of the oxidative metabolism of nicotine 190
- di Nicuolo A → Knisel W
- Niho Y → Nagafuchi S
- Niinivaara-Kreuzer K → Wintergerst U
- Nink M → Kübler A
- Niroomand F, Kübler W: Hibernating, stunning and ischemic preconditioning of the myocardium: therapeutic implications 731
- Notheis G → Wintergerst U
- Obara K → Takeda M
- Oberhoff M → Strohschneider T
- Oesch F → Lorenz J
- Offensperger W-B, Blum HE, Gerok W: Molecular therapeutic strategies in hepatitis B virus infection 737
- Ohno Y → Nagafuchi S
- Ohshima K → Nagafuchi S
- Olbricht T → Jockenhövel F
- Olbricht T → Malessa R
- Olbricht T → Rzepka AH
- Olek K → Schröder R
- Omran H → Hagendorff A
- Ortolá J → Gómez JM
- Ostrowitzki S, Zierz S: Two cases of neurological manifestations in eosinophilia: variations of one disease? 1060
- Ota K → Mizunashi K
- Otto G → Arnold JC
- Otto G → Feussner G
- Pagallies OB → Luft D
- Patscheider S → Vogetseder W
- Patsch JR → Föger B
- Paulus R → Lorenz J
- Pecherstorfer M, Zimmer-Roth I, Weidinger S, Irsigler K, Halbmayer WM, Ulrich W, Fischer M, Baumgartner G: High-dose intravenous melphalan in a patient with multiple myeloma and oliguric renal failure 522
- Pedretti G, Elia G, Calzetti C, Magnani G, Fiaccadori F: Octreotide versus terlypressin in acute variceal hemorrhage in liver cirrhosis. Emergency control and prevention of early rebleeding 653
- Pérez-Blanco FJ, Huertas-Gonzales JM, Moreno-Terribas G, Rodriguez-Cuartero A: Urinary excretion of N-acetyl- β -glucosaminidase in slight arterial hypertension during pregnancy 799
- Peter K → Briegel J
- Peters J → Wehrmann T
- Pfeilschifter J: Cytokines and signal transduction 713
- Pfohl M → Iser G
- Pfohl M → Knisel W
- Pfohl M → Lingenfelter T
- Philippe J → Pinet F
- Phospholipase A₂ Study Group → Briegel J
- Pickert A → Lingenfelter T
- Pietschmann P → Erlacher L
- Pilger E → Decrinis M
- Pinet F, Germain S, Borensztein P, Fuchs S, Philippe J, Corvol P: Molecular mechanisms in renin control 688
- Pizzulli L → Hagendorff A
- Pliml W → Christ M
- Pogátsa-Murray G → Nagy I
- Poliwoda H → Buer J
- Ponce-Pöschl E → Schäfer-Korting M
- Pongratz D → Behr T
- Poser W → Ehrenreich H
- Postler E → Bauer J
- Prager R → Capek M
- Presterl E → Sexl V
- Puoti A → Horisberger J-D
- Puschendorf B → Vorderwinkler K-P
- Püttmann M → Ensenaer R
- Queißer W → Baldus M
- Quintel M → Ensenaer R
- Radjaipour M → Lingenfelter T
- Raedsch R → Schlenker T
- Raeth U → Boehme MWJ
- Rainer F → Wascher TC
- Ramadori G → Schwörer H
- Ranke C, Creutzig A, Luska G, Wagner H-H, Galanski M, Bode-Böger S, Frölich J, Avenarius H-J, Hecker H, Alexander K: Controlled trial of high-versus low-dose aspirin treatment after percutaneous transluminal angioplasty in patients with peripheral vascular disease 673
- Rapp C → Jost WH
- Ratschek M → Stauber RE
- Rauhut F → Malessa R
- Rehak E → Julius U
- Reichel C, Fehske W, Fischer HP, Hartlapp JH: Undifferentiated (embryonal) sarcoma of the liver in an adult patient with metastasis of the heart and brain 209
- Reinhardt V → Malessa R
- Reinwein D → Jaspers C
- Reinwein D → Jockenhövel F
- Reinwein D → Rzepka AH
- Reinwein D → Wagner R
- Reisinger EC → Halwachs G
- Reiterer L → Schneider T
- Renn W → Lingenfelter T
- Renn W → Luft D
- Renner E → Evers J
- Richter E → Falter B
- Riechelmann H → Kienast K
- Riecken EO → Schneider T
- Riegger GAJ → Krämer BK
- Ringe B → Kliem V
- Risler T → Knisel W
- Risti B, Flury RF, Schaffner A: Fatal hemophagocytic histiocytosis after granulocyte-macrophage colony-stimulating factor and chemotherapy for high-grade malignant lymphoma 457
- Rist J → Limmer J
- Ritsch A → Föger B
- Ritter M → Waidner T
- Ritz E → Fliser D
- Rob PM, Goebel Y, Lebeau A, Classen H-G: Myocardial magnesium depletion during cyclosporine treatment, associated with reciprocal calcium overload, can be prevented by plentiful dietary magnesium supply 137
- Rödel G → Haferkamp O
- Rodriguez-Cuartero A → Pérez-Blanco FJ
- Rolinski B, Geier SA, Sadri I, Klaus V, Bogner JR, Ehrenreich H, Goebel FD:

- Endothelin-1 immunoreactivity in plasma is elevated in HIV-1 infected patients with retinal microangiopathic syndrome 288
- Romalo G → Danek A
 Roots I → Drakoulis N
 Rose BD: Resistance to diuretics 722
 Rosén L → Fuxe K
 Rossier BC → Horisberger J-D
 Rothacher G → Kübler A
 Rothe EM → Schlenker T
 Rubba P → De Lorenzo F
 Rüdiger HW → Einhaus M
 Rügheimer E → Tschaikowsky K
 Ruiz-Requena ME → Vidal-Puig A
 Rzepka AH, Cissewski K, Olbricht T, Reinwein D: Effectiveness of prophylactic therapy on goiter recurrence in an area with low iodine intake – a sonographic follow-up study 967
- Saal JG → Spyridopoulos I
 Sabin K → Halwachs G
 Sabolić I, Brown D: Water transport in renal tubules is mediated by aquaporins 698
 Sachinidis A → Flesch M
 Sadri I → Rolinski B
 Sagarra E → Fernández-Real JM
 Sahota A → Bye S
 Salvioni G → Antonelli A
 Sander D, Scholz CW, Eiben P, Klingelhöfer J: Postvaccinal plexus neuropathy following vaccination against tick-borne encephalitis and tetanus in a competitive athlete 399
 Sander O → Jablonowski H
 Sandmann W → Kniemeyer HW
 Sato H → Mizunashi K
 Schaefer H → Feussner G
 Schäfer-Korting M, Korting HC, Ponce-Pöschl E: Liposomal tretinoin for uncomplicated acne vulgaris 1086
 Schaffner A → Risti B
 Schellenberg J → Kienast K
 Scherer G → Chajek-Shaul T
 Scherer G → Einhaus M
 Scherer G → Kirschbaum C
 Scherübl H → Schneider T
 Schettler G → Habenicht AJR
 Schewe CK, Schweikart HP, Hammel G, Spengel FA, Zöllner N, Zoller WG: Influence of selective management on the prognosis and the risk of rupture of abdominal aortic aneurysms 585
 Schimrigk K → Jost WH
 Schirmacher P → Wölfel T
 Schlaak J → Wölfel T
 Schlegel J → Kienast K
 Schlenker T, Raedsch R, DeVries JX, Schmitz-Kummer E, Walter-Sack I, Rothe EM, Kommerell B: Self-medication for abdominal discomfort resulting in life-threatening consequences 74
 Schmidt-Achert M → Behr T
 Schmidt-Gayk H → Jockenhövel F
 Schmitt-Gräff A → Schneider T
 Schmitz-Kummer E → Schlenker T
 Schmitz U, Ko Y, Becher H, Ludwig M, Vetter H, Düsing R: Evidence for cardiovascular remodeling in a patient with Bartter's syndrome 874
 Schmitz U, Ko Y, Seewald S, Düsing R, Vetter H: Iron-deficiency anemia as the sole manifestation of celiac disease 519
 Schnabel A → Dihlmann W
 Schnack C → Capek M
 Schneider T, Ullrich R, Scherübl H, Schmitt-Gräff A, Stein H, Riecken EO, Zeitz M: Intestinal intraepithelial T cell derived lymphoma not associated with enteropathy 313
 Schneider T, Ullrich R, Schmitt-Gräff A, Bergs C, Reiterer L, Dissmann T, Zeitz M, Riecken EO: Bacillary angiomatosis in a German patient with AIDS 50
 Schnitzler G → Herr W
 Schollmeyer PJ → Dobos GJ
 Scholz CW → Sander D
 Schomburg A → Buer J
 Schröder R → Behrens S
 Schröder R, Beyenburg S, Weber J, Olek K, Zierz S: Myotonic dystrophy and limb girdle muscular dystrophy in one family 409
 Schröder R, Urbach H, Zierz S: Cauda equina syndrome with multiple lumbar diverticula complicating long-standing ankylosing spondylitis 1056
 Schüler A → Buer J
 Schulz V → Muley T
 Schupp M → Hafkemeyer P
 Schuster H, Humphries S: European Working Group on Familial Hypercholesterolemia: European Workshop on LDL Receptor Defects 898
 Schuster HP → Bodmann KF
 Schütze F → Limmer J
 Schuurman H-J: Molecular mechanisms of transplant rejection 715
 Schwarting A → Herr W
 Schweikart HP → Schewe CK
 Schweikert HU → Danek A
 Schwindt C → Kniemeyer HW
 Schwörer H, Ramadori G: Treatment of acute gouty arthritis with the 5-hydroxytryptamine antagonist ondansetron 811
 Seed M → Lindahl G
 Seed M, Maily F, Vallance D, Doherty E, Winder A, Talmud P, Humphries SE: Lipoprotein lipase activity in patients with combined hyperlipidaemia 100
 Seewald S → Schmitz U
 Seibold H → Haferkamp O
 Seidel D → Windler E
 Seif FJ → Iser G
 Seifried E → Limmer J
 Selberg O → Müller MJ
 Šesto M → Šolajić-Božičević N
 Sexl V, Wagner L, Wiesholzer M, Presterl E, Base W: Treatment of a patient with malignant mesothelioma with interferon- α_2 based on in vitro sensitivity tests 317
 Shiloni E → Chajek-Shaul T
 Shioniri H → Yasuda G
 Shirakura T → Kubota K
 Shiroko J → Kawamori T
 Shishido T → Mizunashi K
 Sieberth H-G → Mertens PR
 Sieberth HG → Mrowka C
 Siekmeier R → Haak T
 Siffert W → Düsing R
 Simmonds HA → Bye S
 Sittl R → Tschaikowsky K
 Smolle KH → Kaufmann P
 Soergel KH: Colonic fermentation: metabolic and clinical implications 742
 Šolajić-Božičević N, Stavljenić-Rukavina A, Šesto M: Lecithin-cholesterol acyltransferase activity in patients with coronary artery disease examined by coronary angiography 951
 Soler J → Fernández-Real JM
 Soler J → Gómez JM
 Spengel FA → Schewe CK
 Spyridopoulos I, Helber U, Voelker W, Huppert PE, Gärtner HV, Saal JG, Hoffmeister HM: Primary systemic amyloidosis leading to advanced renal and cardiac involvement in a 30-year old man 462
 Stachan-Kunstyr R → Wagner D
 Stahl RAK, Wolf G, Thaiss F: The possible role of chemotactic cytokines in renal disease 711
 Stark G → Decrinis M
 Staszewski S → Kamps BS
 Stauber RE, Horina JH, Trauner M, Krejs GJ, Ratschek M, Klimpfing M: Glomerulonephritis as late manifestation of severe α_1 -antitrypsin deficiency 404
 Stauch M → Haferkamp O
 Stavljenić-Rukavina A → Šolajić-Božičević N
 Stech C → Feussner G
 Steffgen J → Haug C
 Stein H → Schneider T
 Stein O → Chajek-Shaul T
 Stein Y → Chajek-Shaul T
 Stellbrink HJ → Albrecht H
 Stellbrink HJ, Albrecht H, Greten H: Pneumococcal parotitis and cervical lymph node abscesses in an HIV-infected patient 1037
 Stempfle HU, Krüger TM, Brandl BC, Theissen K, Angermann CE: Simultaneous transesophageal echocardiography and atrial pacing: assessment of the functional significance of coronary artery disease before surgical treatment of an abdominal aneurysm 206
 Storch M → Hafkemeyer P
 Strasburger CJ → Kirschbaum C
 Strohschneider T, Oberhoff M, Hanke H, Hannekum A, Karsch KR: Effect of chronic nicotine delivery on the proliferation rate of endothelial and smooth muscle cells in experimentally induced vascular wall plaques 908
 Stühmeier K → Kniemeyer HW
 Sugimachi K → Nagafuchi S
 Suter PM → Greminger P
 Syed TA, Lundin S, Cheema KM, Kahlon BMM, Cheema R, Ahmad SA, Ahmad M: Human leukocyte interferon- α in cream, for the treatment of genital warts in asian women: a placebo-controlled, double-blind study 870
 Sziegoleit A → Füssle R

- Takahashi H → Takeda M
 Takaya K → Mizunashi K
 Takeda M, Hatano A, Takahashi H, Tamaki M, Komeyama T, Koizumi T, Tsutsui T: α_1 -Adrenoceptors in the human prostatic urethra are different from those of the human peripheral arteries 55
 Takeda M, Komeyama T, Koizumi T, Hatano A, Tamaki M, Takahashi H, Tsutsui T, Mizusawa T, Obara K: Endothelin receptors in the human urinary bladder are different from those in the human ureter 213
 Takenaka T → Navar LG
 Talmud P → Seed M
 Tamaki M → Takeda M
 Tamura J → Kubota K
 Tanahashi S → Kawamori T
 Tanaka T → Kawamori T
 Tegtmeier KF → Wetterling T
 Telenti A: Molecular diagnostics for infectious diseases: where do we stand? 415
 Terres W → Engelstein E
 Teuber G → Höhler T
 Teufelsbauer H → Erlacher L
 Thaiss F → Stahl RAK
 Theilmann L → Arnold JC
 Theisen K → Christ M
 Theisen K → Stempfle HU
 Thiery J → Windler E
 Thoma HA → Wagner D
 Tichy M → Melichar B
 Timmer J → Bauer J
 Tiran A → Halwachs G
 Tischfield JA → Bye S
 Torsello G → Kniemeyer HW
 Trauner M → Stauber RE
 Traynor-Kaplan AE → Dobos GJ
 Tricker AR → Einhaus M
 Tröbinger G → Föger B
 Tröster S → Bodmann KF
 Tschakowsky K, Sittl R, Braun GG, Hering W, Rügheimer E: Increased fMet-Leu-Phe receptor expression and altered superoxide production of neutrophil granulocytes in septic and post-traumatic patients 18
 Tsutsui T → Takeda M
 Uhl W → Briegel J
 Ullrich R → Schneider T
 Ulrich W → Pecherstorfer M
 Umemura S → Yasuda G
 Ungi I → Nagy I
 Urbach H → Schröder R
 Usadel K-H → Haak T
 Usman A → Bayraktar M
 Vallance D → Seed M
 Vetrie D → Flinter F
 Vetter H → Düsing R
 Vetter H → Flesch M
 Vetter H → Schmitz U
 Vetter W → Greminger P
 Vetter W → Jeck T
 Vidal-Puig A, Muñoz-Torres M, Jodar-Gimeno E, García-Calvente C, Lardelli P, Ruiz-Requena ME, Escobar-Jiménez F: Hyperinsulinemia in polycystic ovary syndrome: relationship to clinical and hormonal factors 853
 Villabona C → Fernández-Real JM
 Voboril Z → Melichar B
 Voderholzer U → Bauer J
 Voelker W → Knisel W
 Voelker W → Spyridopoulos I
 Voelker W → Waidner T
 Vogetseder W, Fille M, Patscheider S, Die-rich MP, Allerberger F: Molecular epidemiology of tuberculosis in Austria 107
 Volbracht L → Malessa R
 Vorderwinkler K-P, Jakob G, Mair J, Judmaier G, Puschendorf B: Uncoupling of atrial natriuretic peptide and cyclic guanosine 3',5'-monophosphate production in patients with liver cirrhosis 138
 Vorobiev DV → Grigoriev AI
 Voss A → de Vries JX
 Voss A → Löffler W
 de Vries JX → Löffler W
 de Vries JX, Voss A, Ittensohn A, Walter-Sack I, Löffler W, Landthaler R, Zöllner N: Interaction of allopurinol and hydrochlorothiazide during prolonged oral administration of both drugs in normal subjects. II. Kinetics of allopurinol, oxipurinol, and hydrochlorothiazide 1076
 Wagenbreth I → Wagner D
 Wagner D, Kern WV, Kern P: Liposomal doxorubicin in AIDS-related Kaposi's sarcoma: long-term experiences 417
 Wagner D, Wagenbreth I, Stachan-Kunstyr R, Thoma HA, Hemmerling AE, Flik J: Hepatitis B vaccination of immunosuppressed heart transplant recipients with the vaccine Hepa Gene 3 containing pre-S1, pre-S2, and S gene products 350
 Wagner DR, Eckert F, Gresser U, Landthaler M, Middeke M, Zöllner N: Deposits of paraprotein in small vessels as a cause of skin ulcers in Waldenström's macroglobulinemia 46
 Wagner H-H → Ranke C
 Wagner L → Sexl V
 Wagner R, Bonifacio E, Bingley PJ, Genovese S, Reinwein D, Bottazzo GF: Low interleukin-2 receptor levels in serum of patients with insulin-dependent diabetes 494
 Wagner TOF → Flüge T
 Wahn V → Horneff G
 Wahn V → Jablonowski H
 Waidner T, Franzen D, Voelker W, Ritter M, Borberg H, Hombach V, Höpp HW, LDL Apheresis Study Group: The effect of LDL apheresis on progression of coronary artery disease in patients with familial hypercholesterolemia. Results of a multicenter LDL apheresis study 858
 Walewska-Zielecka B → Habior A
 Walli A → Windler E
 Walter H → Baldus M
 Walter-Sack I → de Vries JX
 Walter-Sack I → Löffler W
 Walter-Sack I → Schlenker T
 Wang X, Bacher B, Höllt V: Nicotine-in-duced gene expression of proenkephalin in bovine chromaffin cells 925
 Wanitschke R → Herr W
 Wanitschke R → Höhler T
 Wanner C → Bartsch W
 Ward D → Dobos GJ
 Warncke K → Einhaus M
 Wascher TC, Hermann J, Brezinschek HP, Brezinschek R, Wilders-Truschnig M, Rainer F, Krejs GJ: Cell-type specific response of peripheral blood lymphocytes to methotrexate in the treatment of rheumatoid arthritis 535
 Weber H → Hirschl MM
 Weber J → Schröder R
 Wegener M → Adamek RJ
 Wehling M → Christ M
 Wehrmann T, Kater W, Marlinghaus EH, Peters J, Caspary WF: Shock wave treatment of salivary duct stones: substantial progress with a minilithotripter 604
 Weidinger S → Pecherstorfer M
 Weiller C → Malessa R
 Weinerth J → Herr W
 Weissel M → Erlacher L
 Weiss EM → Iser G
 Weisser B → Jeck T
 Wenisch C, Etzersdorfer E, Breyer S, Graninger W: Intravenous teicoplanin does not prevent Clostridium difficile associated diarrhea 922
 Werle E → Boehme MWJ
 Wetterling T, Tegtmeier KF: Serum α_1 -antitrypsin and α_2 -macroglobulin in Alzheimer's and Binswanger's disease 196
 Wetter S → Hagendorff A
 Wiebel M → Muley T
 Wienbeck M → Adamek RJ
 Wiesholzer M → Sexl V
 Wilders-Truschnig M → Halwachs G
 Wilders-Truschnig M → Wascher TC
 Willers R → Jablonowski H
 Winder A → Seed M
 Windler E, Ewers-Grabow U, Thiery J, Walli A, Seidel D, Greten H: The prognostic value of hypocholesterolemia in hospitalized patients 939
 Wintergerst U, Niinivaara-Kreuzer K, Notheis G, Auberger K, Brückmann C, Ganderberger S, Belohradsky BH: High-dose intravenous immunoglobulins in the treatment of adolescent and adult HIV-infected hemophiliacs 122
 Wittig B → Herr W
 Witt TN → Danek A
 Witzke O, Kassubek J, Bonmann E, Musch E: Cryoglobulinemia: a complication of infectious disease 1048
 Wizemann V: Hemodialysis: 70 years 720
 Wolf E → Harten P
 Wölfel T, Schirmacher P, Schlaak J, Knolle P, Dienes HP, Dippold W, Meyer zum Büschenfelde KH, Gerken G: Sustained elimination of hepatitis B virus from serum induced in a patient with chronic hepatitis B and advanced human immunodeficiency virus infection 1030
 Wolff M → Gross AJ
 Wolf G → Stahl RAK

- Wolf O, Glaser F, Kuntz C, Lehnert T: Endorectal ultrasound and leiomyosarcoma of the rectum 381
 Wormsley KG → Johnston DA
 Wrenger E → Brunkhorst R
- Yasuda G, Zierer R, Maio A, Shioniri H, Ishii M, Umemura S Ammonium urate nephrolithiasis in a variant of Bartter's syndrome with intact renal tubular function 385
 Yu D → Kellner H
- Zach R → Halwachs G
 Zach R → Kaufmann P
- Zalányi Jr S → Nagy I
 Zehetgruber M → Hirschl MM
 Zeitz M → Schneider T
 Ziegler R → Feussner G
 Ziegler R → Habenicht AJR
 Zierer R → Yasuda G
 Zierz S → Maurer I
 Zierz S → Ostrowitzki S
 Zierz S → Schröder R
 Zierz S, Mundegar RR, Jerusalem F: Biochemical evidence for heterozygosity in muscular carnitine palmitoyltransferase deficiency 77
 Zierz S: Limited trypsin proteolysis renders carnitine palmitoyltransferase insensitive to inhibition by malonyl-CoA in patients with muscle carnitine palmitoyltransferase deficiency 957
- Zimmer-Roth I → Pecherstorfer M
 Zoller WG → Schewe CK
 Zöllner N → de Vries JX
 Zöllner N → Löffler W
 Zöllner N → Schewe CK
 Zöllner N → Wagner DR
 Zöllner N: Anecdotal evidence 815
 Zöllner N: Habent sua fata libelli 937
- Indexed in *Current Contents* and *Index Medicus*

Survival of patients receiving zidovudine before or after AIDS diagnosis: results of a German multicenter study

German AIDS Study Group***

Summary. While efficacy of zidovudine (ZDV) in the acquired immunodeficiency syndrome (AIDS) is well established, the issue of survival after early ZDV treatment is still controversial. To assess survival benefits of ZDV treatment prior to AIDS, as compared to treatment after the onset of AIDS, we used an observational analysis of infected individuals infected with human immunodeficiency virus treated with ZDV and/or prophylaxis against *Pneumocystis carinii* pneumonia prior to or after AIDS in comparison to patients never treated with ZDV. Nine German AIDS treatment centers entered case reports dating from January 1988 to January 1992. A total of 1425 HIV-infected patients were included, mainly homo-/bisexuals: 1338 males and 87 females, with a mean age of 38.9 years. Of these, 262 had received ZDV prior to AIDS, 376 after AIDS, and 787 had never received ZDV. Survival from a first CD4 lymphocyte count below $0.200 \times 10^9/l$ (or below $0.500 \times 10^9/l$) to death was assessed by means of Kaplan-Meier analysis. Survival did not differ significantly when the first CD4 count below $0.200 \times 10^9/l$ was taken as baseline. The median survival of patients receiving ZDV prior to AIDS was 662 days as compared to 572 days in patients treated after AIDS. Patients with earlier therapy showed longer survival in a subset of patients who were observed

from their first CD4 count below $0.500 \times 10^9/l$. Additional PcP prophylaxis significantly improved survival in all groups. We conclude that survival from the first CD4 count below $0.200 \times 10^9/l$ to death does not differ in patients receiving ZDV prior to or after AIDS. Additional PcP prophylaxis improves survival in ZDV-treated patients and patients without ZDV.

Key words: HIV – AIDS – Zidovudine – Survival – *Pneumocystis carinii* pneumonia prophylaxis

The antiretroviral agent zidovudine (ZDV) has been shown to improve survival in individuals with the acquired immunodeficiency syndrome (AIDS) and AIDS-related complex [6, 15]. Moreover, the time of progression to AIDS is prolonged in patients receiving zidovudine in early-stage asymptomatic infection with human immunodeficiency virus [7]. ZDV-resistant strains of HIV have been identified mainly in patients treated for a period of at least 6 months [12] and the prevalence of strains showing resistance to ZDV seems to increase with duration of therapy [2]. The beneficial effect of ZDV on CD4 lymphocyte counts is known to occur in the first 3 months of therapy [3], and a return to baseline levels is commonly observed. These facts raise the question of how long HIV-infected individuals benefit from treatment with ZDV, especially if they start treatment during the asymptomatic stages of HIV infection. There are conflicting results concerning this question in the recent literature [5, 11]. Hamilton and colleagues [10] reported data from the Veterans Affairs Cooperative Study which revealed no significant prolongation of survival in a prospective trial of early treatment. Graham et al. [9] on the other hand, who analyzed data from the Multicenter AIDS Cohort Study in a retrospective observational analysis, supported the hypothesis that early treatment improves survival at up to 18 months observation period in addition to slowing the progression to AIDS [9]. Results of prospective clinical trials addressing the issue of survival after early ZDV, such as the Concorde trial

Abbreviations: AIDS = acquired immunodeficiency syndrome; HIV = human immunodeficiency virus (type 1); MACS = Multicenter AIDS Cohort Study; PcP = pneumocystis carinii pneumonia; ZDV = zidovudine

*Participating centers (order according to number of patient's files in the study): Kamps B, Brodt HR: Zentrum der Inneren Medizin, Universität Frankfurt; Arastéh K, Heise W: II. Innere Abteilung, Auguste-Viktoria-Krankenhaus, Berlin; Sadri I, Goebel F-D: Medizinische Poliklinik, Universität München; Schedel I: Abteilung Immunologie, Medizinische Hochschule Hannover; Runge J, Schwander S: Bernhard Nocht Institut für Tropenmedizin, Hamburg; Jablonowski H, Szelenyi H: Medizinische Klinik und Poliklinik, Universität Düsseldorf; Emminger C, Loch O: IV. Medizinische Abteilung, Krankenhaus München-Schwabing; Schöfer H, Hochscheid I: Zentrum der Dermatologie, Universität Frankfurt; Baumgarten R: Krankenhaus Prenzlauer Berg, Berlin

***Manuscript preparation and corresponding address: J.R. Bogner

in Europe, and the continuation of the AIDS Clinical Trials Group protocols 016 and 019 [16] are not to be expected until 1993/1994. Therefore a retrospective observational analysis of survival seemed a reasonable tool to evaluate survival until further prospective observations are available.

We performed a multicenter observational analysis of survival in patients receiving ZDV either before or after AIDS diagnosis, taking into account the effects of prophylaxis for *Pneumocystis carinii* pneumonia (PCP) prophylaxis.

Patients and methods

Nine collaborating clinical centers in Germany performed a retrospective analysis of patients with HIV infection and AIDS. Files for each patient included sex, age, risk group, date of first CD4 count below $0.200 \times 10^9/l$, date of first CD4 count below $0.500 \times 10^9/l$, date of treatment initiation, date of AIDS diagnosis, AIDS defining condition, date of PCP and/or relapse of PCP, date of first PCP prophylaxis, date of death, and date of last visit.

The first complete year of approval of ZDV in Germany was 1988. Therefore all files with a date of a first AIDS defining condition before January 1988 were excluded from the analysis. Thus, comparison of treatment groups to historical patients without ZDV therapy and systematic errors in evaluation were ruled out. Of 3180 reported files, 1425 fulfilled this criterion and were included in a Kaplan-Meier survival analysis (January 1988 to January 1992). Only patients who developed AIDS at any time during the observation period were included for analysis ($< 0.200 \times 10^9/l$ CD4 count to death). A CD4 count above $0.200 \times 10^9/l$ was not necessary for inclusion (i.e., patients who first presented with a count below $0.200 \times 10^9/l$ were also included for analysis). For 1010 patients absolute numbers of CD4 counts were also reported for the date of the first CD4 count below $0.200 \times 10^9/l$.

For another 345 patients a CD4 count was available dating from the first CD4 count below $0.500 \times 10^9/l$.

Only patients who had taken at least 50 g of ZDV were included in the treatment groups. This equaled a treatment period of 50–100 days depending on the daily dose, which tended to be higher in the early period after approval as compared to a standard dosage of 500 mg in 1990–1992. Assessment of treatment duration and reasons for interruption or cessation was not the objective of our study because an observational study additionally includes the practicability and feasibility of therapy in a general clinical setting. PCP prophylaxis was given either as aerosolized pentamidine ($n = 559$, 93.5%), cotrimoxazole ($n = 2$, 0.3%), or fansidar ($n = 37$, 6.2%).

For analysis of survival on ZDV treatment patients were stratified into three groups: group 1, ZDV prior to AIDS; group 2, no ZDV; and group 3, ZDV after AIDS. For analysis of survival taking into account ZDV and PCP prophylaxis each group was dichotomized into patients receiving or not receiving PCP prophylaxis, as follows:

- Group 1a: ZDV prior to AIDS, no PCP prophylaxis
- Group 1b: ZDV prior to AIDS, PCP prophylaxis
- Group 2a: no ZDV, no PCP prophylaxis
- Group 2b: no ZDV, PCP prophylaxis
- Group 3a: ZDV after AIDS diagnosis, no PCP prophylaxis
- Group 3b: ZDV after AIDS diagnosis, PCP prophylaxis

For a total of 1425 patients sufficient data could be included in the analysis. There were 87 females and 1338 males. The mean age was 38.9 ± 9.6 years. There were 1123 (79%) homo/bisexual men and 157 (11%) intravenous drug users, 38 (3%) had received blood or blood products, 64 (4%) were heterosexuals, and for 43 (3%) the mode of infection with HIV remained unknown. The most frequent AIDS-defining diagnosis was PCP, occurring in 523 patients (37%), followed by Kaposi's sarcoma in 214 (15%) and esophageal candidiasis in 180 (13%). Patient groups 1 to 3 and subgroups a/b in our analysis did not differ significantly in sex, risk group distribution, age, or first AIDS-defining condition. Baseline characteristics of CD4 count, total leukocyte count and hemoglobin levels are shown in Table 1.

For survival analysis, actuarial survival probability curves were plotted according to the method of Kaplan and Meier, using the SPSS subroutine. Different survival curves and medians of survival were compared using the nonparametric generalized Lee-Desu test [13]. Analysis of baseline characteristics of different groups was performed by Student's *t* test and analysis of variance. Additionally, to determine the importance of different covariates a stepwise regression model was calculated.

All calculations were performed using the survival analysis routines of SPSS in the biometrics center of the German AIDS Study Group.

Results

Survival from first CD4 count below $0.200 \times 10^9/l$ to Death

A total of 638 patients received ZDV while 787 had not received ZDV for various reasons. Information on the reason of ZDV nontreatment was not included in the report forms. In patients with known

Table 1. Baseline characteristics of treatment groups

	Group	PcP prophylaxis	n	CD4 cells ($\times 10^9/l$)	Leukocytes ($\times 10^9/l$)	Hemoglobin (g/l)
ZDV prior to AIDS	1		262	$0.076 \pm 0.055^*$	$4.10 \pm 1.77^{****}$	$123 \pm 20^{**}$
	1a	No	105	0.070 ± 0.059	3.80 ± 1.85	118 ± 24
	1b	Yes	157	0.079 ± 0.053	4.38 ± 1.67	128 ± 15
No ZDV	2		787	0.060 ± 0.054	5.19 ± 2.99	$119 \pm 19^{***}$
	2a	No	602	0.061 ± 0.054	5.24 ± 2.83	119 ± 19
	2b	Yes	185	0.059 ± 0.053	5.01 ± 3.55	119 ± 19
ZDV after AIDS	3		376	0.067 ± 0.055	4.70 ± 2.32	124 ± 19
	3a	No	120	0.065 ± 0.050	4.58 ± 2.31	118 ± 18
	3b	Yes	256	0.068 ± 0.057	4.75 ± 2.33	125 ± 19

* $P < 0.01$ versus group 2; ** $P < 0.05$ versus group 2; *** $P < 0.05$ versus group 3

reason the most frequent explanation was refusal because of possible adverse effects. However, baseline characteristics (Table 1) demonstrate that leukocyte counts were higher in patients without ZDV, and that anemia is an unlikely reason for nontreatment because patients in group 2 showed only slightly lower hemoglobin levels compared to treatment groups ($P < 0.05$). Kaplan-Meier survival curves are given in Fig. 1.

Median survival of patients in group 1 was 662 days compared to 273 days in group 2 ($P < 0.001$) and 572 days in group 3 ($P < 0.001$, versus group 2). Group 1 versus group 3 showed no significant difference. Baseline CD4 counts of groups 1 and 3 were not significantly different ($0.076 \times 10^9 \pm 0.055$ versus $0.067 \times 10^9 \pm 0.055/l$; NS) while groups 1 and 2 showed a mean difference of

$0.016 \times 10^9/l$ ($0.076 \times 10^9 \pm 0.055/l$ versus $0.060 \times 10^9 \pm 0.054/l$; $P < 0.001$).

The median time from start of treatment with ZDV to AIDS was 301 days in group 1. The median time from AIDS diagnosis to initiation of ZDV treatment was 61 days in group 3. The average CD4 count at initiation of therapy was $0.130 \pm 0.106 \pm \times 10^9/l$ in group 1 (known for $n = 151$) and $0.076 \pm 0.078 \times 10^9/l$ in group 3 ($n = 271$).

Survival from first CD4 count below $0.500 \times 10^9/l$ to death

For 349 patients the date and absolute count of a first CD4 value below $0.500 \times 10^9/l$ were available. Nineteen of 80 patients who received early ZDV at

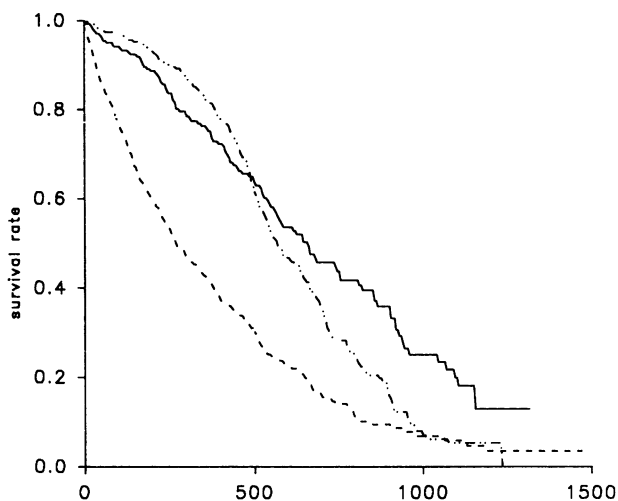


Fig. 1. Effect of ZDV on survival of patients with HIV infection in days from a first CD4 lymphocyte count below $0.200 \times 10^9/l$ to death as estimated by Kaplan-Meier analysis. There is no significant difference between treatment groups 1 (early ZDV prior to AIDS diagnosis, —, $n = 262$, median 662 days) and 3 (ZDV after AIDS, - · - ·, $n = 376$, median 572 days). Both groups show longer survival than patients never treated with ZDV (group 2, ---, $n = 787$, median 273 days)

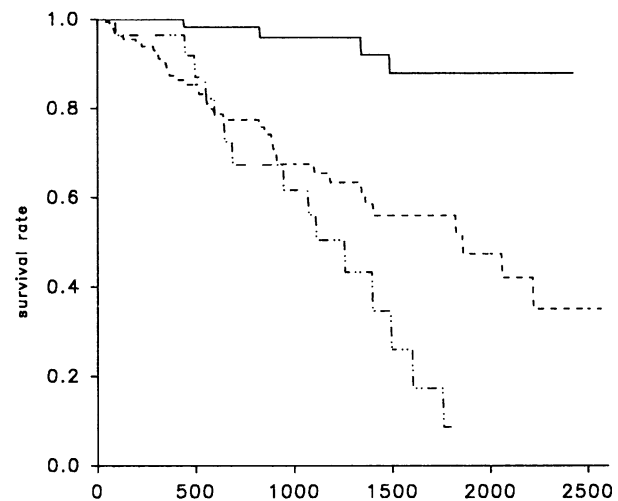


Fig. 2. Effect of ZDV on survival of a subset patients in days from a first CD4 lymphocyte count below $0.500 \times 10^9/l$ to death as estimated by Kaplan-Meier analysis. Significant survival advantage for patients on early ZDV (prior to AIDS). — ZDV prior to AIDS ($n = 80$); ---, no ZDV ($n = 241$); - · - ·, ZDV after AIDS diagnosis ($n = 28$)

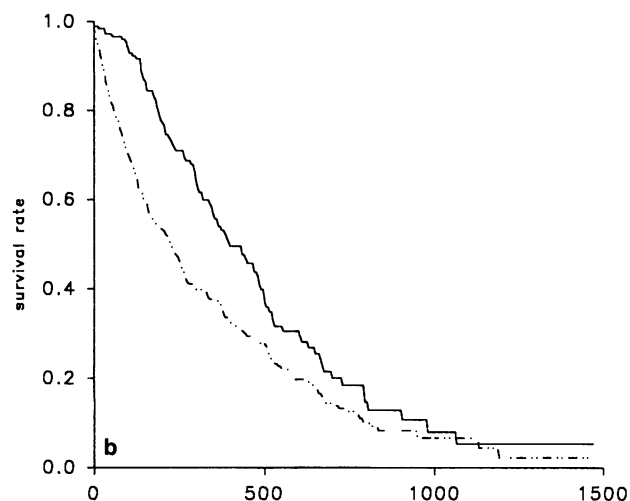
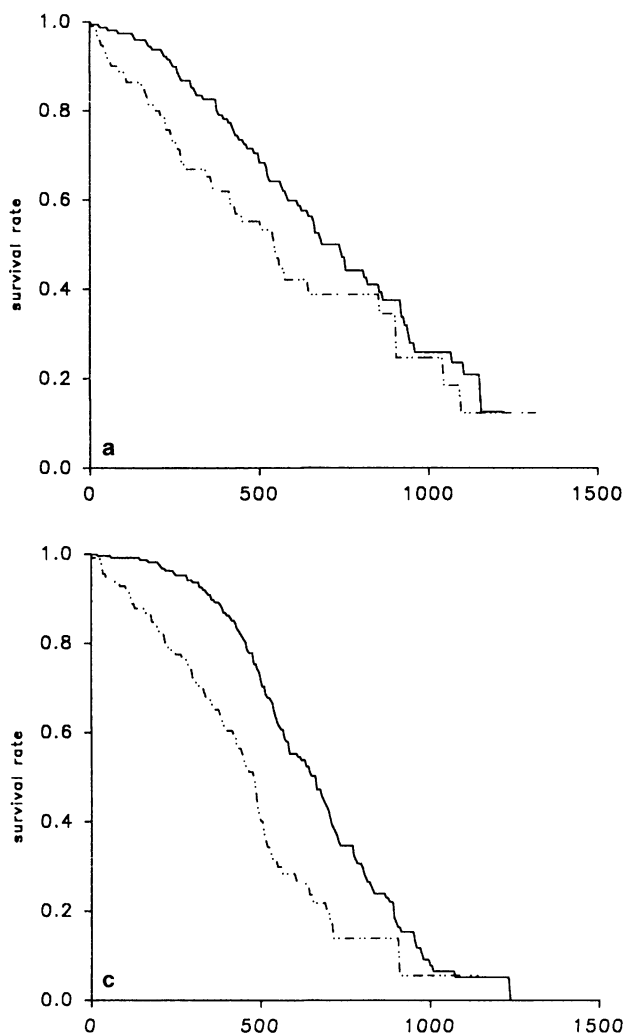


Fig. 3a-c. Additional effect of prophylaxis for *Pneumocystis carinii* pneumonia on survival (days) of patients with HIV infection from a first CD4 lymphocyte count below $0.200 \times 10^9/l$ to death as estimated by Kaplan-Meier analysis. - - -, No PcP prophylaxis; —, PcP prophylaxis. **a** Group 1, ZDV prior to AIDS. Significant difference ($P < 0.005$) between no PcP prophylaxis ($n = 105$, median 548 days) and PcP prophylaxis ($n = 157$, median 690 days). **b** Group 2, no ZDV. Significant difference ($P < 0.0001$) between no PcP prophylaxis ($n = 602$, median 229 days) and PcP prophylaxis ($n = 185$, median 402 days). **c** Group 1, ZDV after AIDS diagnosis. Significant difference ($P < 0.0001$) between no PcP prophylaxis ($n = 120$, median 484 days) and PcP prophylaxis ($n = 256$, median 665 days)

a baseline CD4 count of $0.351 \times 10^9 \pm 0.082/l$ (mean CD4 count at ZDV start date $0.313 \times 10^9 \pm 0.125/l$) eventually developed AIDS. Four patients in this group died during the observation period (Fig. 2). In contrast, 15 of 28 patients who were started on ZDV after AIDS diagnosis (mean CD4 count at start of observation period $0.321 \times 10^9 \pm 0.068/l$; mean CD4 count at ZDV start date $0.239 \times 10^9 \pm 0.216/l$; NS versus group 1) died during the observation period. Survival was significantly prolonged in group 1 versus groups 2 and 3 (Fig. 2).

Zidovudine treatment and combination with PcP prophylaxis

Of the 1425 patients 598 had received PcP prophylaxis and 827 had not. Median survival and Kaplan-Meier plots are given in Fig. 3. The baseline status of the six groups is reported in Table 1. Each group receiving PcP prophylaxis showed longer median survival compared to the corresponding group without prophylaxis. Patients re-

ceiving ZDV had an additional survival benefit from PCP prophylaxis (Fig. 3). The number of PcP episodes differed significantly in patients with (53 episodes of PcP) and without (355 episodes of PcP) prophylaxis ($P < 0.001$). This was also true when the three groups were analyzed separately: group 1a versus 1b, 32 versus 19 episodes ($P < 0.001$); group 2a versus 2b, 260 versus 16 episodes ($P < 0.001$); and group 3a versus group 3b, 63 versus 18 episodes ($P < 0.001$).

Stepwise regression was performed to determine the relative importance of different treatment parameters. ZDV therapy, PcP prophylaxis, age, and sex were introduced stepwise into the model. The most powerful predictor for survival was ZDV use, followed by PcP prophylaxis and age, while sex did not affect survival.

Discussion

To determine whether early treatment with ZDV, i.e., prior to the onset of AIDS, alters the natural history and survival of HIV-infected individuals we

performed an observational method using data from nine major AIDS clinics and hospitals in Germany. ZDV use was defined as treatment with at least 50 g, equaling a treatment period of 50–100 days. This definition was chosen for practical reasons and seems appropriate in an observational setting because assessment of treatment duration and reasons for interruption or cessation cannot be the objective of a study designed on an observational basis [8]. The practicability and feasibility of therapy in a general clinical setting is already included in this type of analysis.

Unlike other reported studies, we determined survival from the time defined by CD4 count to death, instead of AIDS to death or treatment initiation to death. Thus we achieved comparability of different groups. In other recently published studies on the subject of survival prolongation by ZDV no statements on baseline comparability are included [4, 14]. Buira and colleagues [4] from the Barcelona area in Spain analyzed a cohort of 629 adult patients. They compared a group of patients treated with ZDV to another group of patients who refused treatment or were diagnosed before ZDV became available. They found age, risk group, and AIDS manifestation to be independent predictors of survival in addition to ZDV use. The CD4 lymphocyte counts as an important prognostic marker was not taken into account. Thus, the conclusion that patients treated with ZDV may benefit at least during 3 years may have been drawn from comparison of groups with different baseline CD4 status.

The effect of ZDV on survival of hemophiliacs was recently investigated by Ragni and colleagues [14]. In addition to a slowed progression to AIDS in ZDV-treated patients, they reported that patients treated with ZDV experienced improved survival after the onset of AIDS. Taken together, this means a survival advantage for patients treated with ZDV prior to AIDS. However, treatment groups were not stratified according to their CD4 counts at baseline, and, in addition to the effect of ZDV, survival was influenced by improvement of diagnostic and therapeutic management of opportunistic infections and by Pcp prophylaxis because "historical" as well as "ZDV-era" patients were included in this analysis.

Data from the Multicenter AIDS Cohort Study (MACS) reported by Graham et al. [9] showed a delay of AIDS and an improved survival at 6, 12, and 18 months in the early treatment group; analysis at 24 months did not reveal improvement of survival in patients treated before the onset of AIDS. While the participants were evaluated at intervals of 6 months, in our study data were collected mostly at treatment centers where patients were

seen continuously for routine follow-up and laboratory controls.

In a prospective trial of the Veterans Affairs Administration, Hamilton and coworkers [10] reported a delayed progression to AIDS but early ZDV – i.e., prior to AIDS – versus late ZDV did not result in a survival benefit. A high daily dosage of 1500 mg and the possible hematological adverse effects have been cited by discussants [9] as a possible reason for the missing survival advantage. Low dosage (500 mg/day) of ZDV became widely used in Germany in 1990, and a high percentage of patients in our study were presumably treated on low-dose ZDV. Nevertheless, a survival advantage was not detected in the early-treatment group when a first CD4 count below $0.200 \times 10^9/l$ was taken as baseline. The high dose used in the Veterans Affairs Study may not have influenced survival in patients treated prior to AIDS. Possible reasons for the missing survival advantage in treatment prior to AIDS may be loss of efficacy after long-term treatment and limited duration of CD4 count improvement. However, in our study both groups (ZDV prior and ZDV after AIDS) were evaluated relatively late in the course of their disease. A baseline CD4 count above $0.200 \times 10^9/l$ was not included in the analysis as it was not the aim of the study to follow patient's courses prior to that point. An underestimation of survival for patients who perhaps had remained below $0.200 \times 10^9/l$ prior to inclusion is not to be expected because mean baseline counts were comparable. Thus, regarding the given baseline characteristics, a possible over- or underestimation of survival would apply to all groups. Other contributing factors such as a closer follow-up because of treatment may play a part but cannot be ruled out in an observational retrospective analysis. Even if a survival benefit was due to a more frequent examination, necessary because of treatment, the result would suggest an association with the compound used – a question which cannot be answered by placebo-controlled trials, and which favors observational methodology.

A group of patients was analysed for whom data regarding early therapy were available. In this subset of patients early treatment with ZDV prolonged survival from a first CD4 count below $0.500 \times 10^9/l$ when therapy was implemented prior to AIDS diagnosis. However, the small number of patients who received ZDV after the onset of AIDS in this analysis may be a reason why no difference was found between ZDV and no ZDV after AIDS. One reason for a lack of efficacy in survival prolongation after long-term ZDV may be found in ZDV-resistant HIV strains. The clinical significance of ZDV-resistant strains in long-term therapy must still be evaluated, but this objective should be part

of a prospective trial. The Concorde trial and the continuation of the AIDS Clinical Trials Group 019 protocol will hopefully contribute data to the issues of survival prolongation and virus resistance.

Preliminary data from the Concorde trial [1] reporting that in asymptomatic patients the immediate use of ZDV shows no significant profit compared to a group with deferred treatment include only 103 patients with CD4 counts less than $0.200 \times 10^9/l$. In this subset of patients (as in the whole trial) there was no significant difference in the number of clinical events such as progression to AIDS or death [1]. This finding is in accordance with our results, despite a completely different methodology. In our study the inclusion criterion of first date with less than $0.200 \times 10^9/l$ CD4 lymphocytes led to evaluation of the late courses of HIV infection. The time course from ZDV implementation to the baseline date of first CD4 count below $0.200 \times 10^9/l$ was not included in our analysis. Our early treatment group was started on ZDV at a median of 301 days prior to the onset of AIDS. Early benefits of ZDV occurring in this interval therefore tend to be under-estimated.

As the independent effect of PcP prophylaxis in preventing PcP in patients receiving ZDV simultaneously contributes to changes of morbidity and survival, we assessed the additional effect of PcP prophylaxis. An important result of the MACS analysis showed that most of the treatment effect of combined ZDV therapy and PcP prophylaxis was attributable to ZDV and not to PcP prophylaxis [9]. Our survival analysis in groups receiving early ZDV, no ZDV, and late ZDV suggests that PcP prophylaxis is beneficial for survival in early ZDV treatment as well as late treatment.

Being well aware of the retrospective nature of our observational study and the limitations of a possible bias, we conclude from our data that the survival from a first CD4 count below $0.200 \times 10^9/l$ to death is not different in patients receiving ZDV before or after development of AIDS. Both groups show better survival compared with patients without ZDV treatment. Additional PcP prophylaxis definitely improves survival in ZDV-treated patients and patients without ZDV. This is true in early ZDV treatment as well as in late treatment.

Acknowledgements. Special thanks are extended to H. Skarabis, PhD (Freie Universität Berlin) and to B. Schwartländer (AIDS-Zentrum des BGA) for statistical and epidemiological assistance. This research was supported by the German Federal Health Ministry, grant no. AZ 324-4476-08/27.

References

1. Aboukler JP, Swart AM (1993) Preliminary analysis of the Concorde trial (letter). *Lancet* 341:721-722
2. Boucher CAB, Tersmette M, Lange JM et al. (1990) Zidovudine sensitivity of human immunodeficiency viruses from high-risk, symptom-free individuals during therapy. *Lancet* 336:585-590
3. Broder S, Mitsuya H, Yarchoan R, Pavlakis GN (1990) Antiretroviral therapy in AIDS. *Ann Intern Med* 113:604-618
4. Buira E, Gatell JM, Miro JM et al. (1992) Influence of treatment with zidovudine (ZDV) on the long-term survival of AIDS patients. *J Acquir Immune Defic Syndr* 5:737-742
5. Gail MH, Mark SD (1992) Early zidovudine and survival in HIV-infection (letter). *N Engl J Med* 327:815
6. Fischl MA, Richman DD, Grieco MH et al. (1987) The efficacy of azidothymidine (AZT) in the treatment of patients with AIDS and AIDS-related complex. *N Engl J Med* 317:185-191
7. Fischl MA, Richman DD, Hansen N et al. (1990) The safety and efficacy of zidovudine (AZT) in the treatment of patients with mildly symptomatic human immunodeficiency virus type 1 (HIV) infection: a double blind, placebo controlled trial. *Ann Intern Med* 112:727-737
8. Graham NMH, Zeger SL (1991) Effect of zidovudine and *Pneumocystis carinii* pneumonia prophylaxis in progression of HIV-1 infection to AIDS. *Lancet* 338:265-269
9. Graham NMH, Zeger SL (1992) The effects on survival of early treatment of human immunodeficiency virus infection. *N Engl J Med* 326:1037-1042
10. Hamilton JD, Hartigan PM, Simberkoff MS et al. (1992) A controlled trial of early versus late treatment with zidovudine in symptomatic human immunodeficiency virus infection. Results of the Veterans Affairs Cooperative Study. *N Engl J Med* 326:437-443
11. Hartigan PM, Hamilton JD, Simberkoff MS (1992) Early zidovudine and survival in HIV-infection (letter). *N Engl J Med* 327:814-815
12. Larder BA, Darby G, Richman DD (1989) HIV with reduced sensitivity to zidovudine (AZT) isolated during prolonged therapy. *Science* 243:1731-1734
13. Lee E, Desu M (1972) A computer program for comparing samples with right-censored data. *Computer Programs in Biomedicine* 2:315-321
14. Ragni MV, Kingsley LA, Zhou SJ (1992) The effect of antiviral therapy on the natural history of human immunodeficiency virus infection in a cohort of hemophiliacs. *J Acquir Immune Defic Syndr* 5:120-126
15. Vella S, Giuliano M, Pezzotti P et al. (1992) Survival of zidovudine-treated patients with AIDS compared with that of contemporary untreated patients. *JAMA* 267:1232-1236
16. Volberding PA, Lagakos SW, Koch MA et al. (1990) Zidovudine in asymptomatic human immunodeficiency virus infection: a controlled trial in persons with fewer than 500 CD4-positive cells per cubic millimeter. *N Engl J Med* 322:941-949

Received: April 20, 1993

Returned for revision: June 7, 1993

Accepted: August 25, 1993

Secretary of the GASG
Priv.-Doz. Dr. J.R. Bogner
Medizinische Poliklinik
Pettenkoferstrasse 8a
D-80336 München
Germany