

CONCERTED [4+2] AND STEPWISE [2+2] CYCLOADDITIONS OF
THE TRIPHENYLALLENYL CATION WITH CYCLOPENTADIENE

Herbert Mayr* and Englbert Bäuml

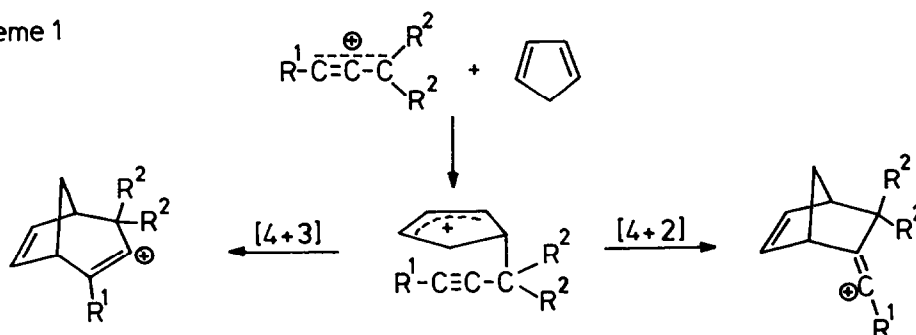
Institut für Organische Chemie der Universität Erlangen-Nürnberg
Henkestr. 42, D-8520 Erlangen

Summary. The triphenylallenyl cation (5), generated in situ under different conditions, reacts with cyclopentadiene via allyl cations 7 and 9. The exclusive formation of 7 from 12 and FSO_3H proves a concerted [4+2] cycloaddition leading to 9 and suggests a stepwise [2+2] cycloaddition reaction to give 7.

The differentiation between stepwise and concerted cycloaddition reactions is still a challenging problem in mechanistic chemistry.¹ Whereas stepwise processes can often be proven by lack of stereospecificity or by trapping intermediates,² it is generally difficult to find unequivocal evidence for concerted processes. Stepwise cycloadditions of neutral components proceed via dipolar or diradical intermediates, which can usually not be generated specifically. In ionic cycloadditions, however, possible intermediates are cations or anions, like the products and one of the cycloaddends. In these cases, an additional tool, the independent generation of the potential intermediates, is available for mechanistic studies. In this work we have used this tool to examine the mechanism of the title reaction.

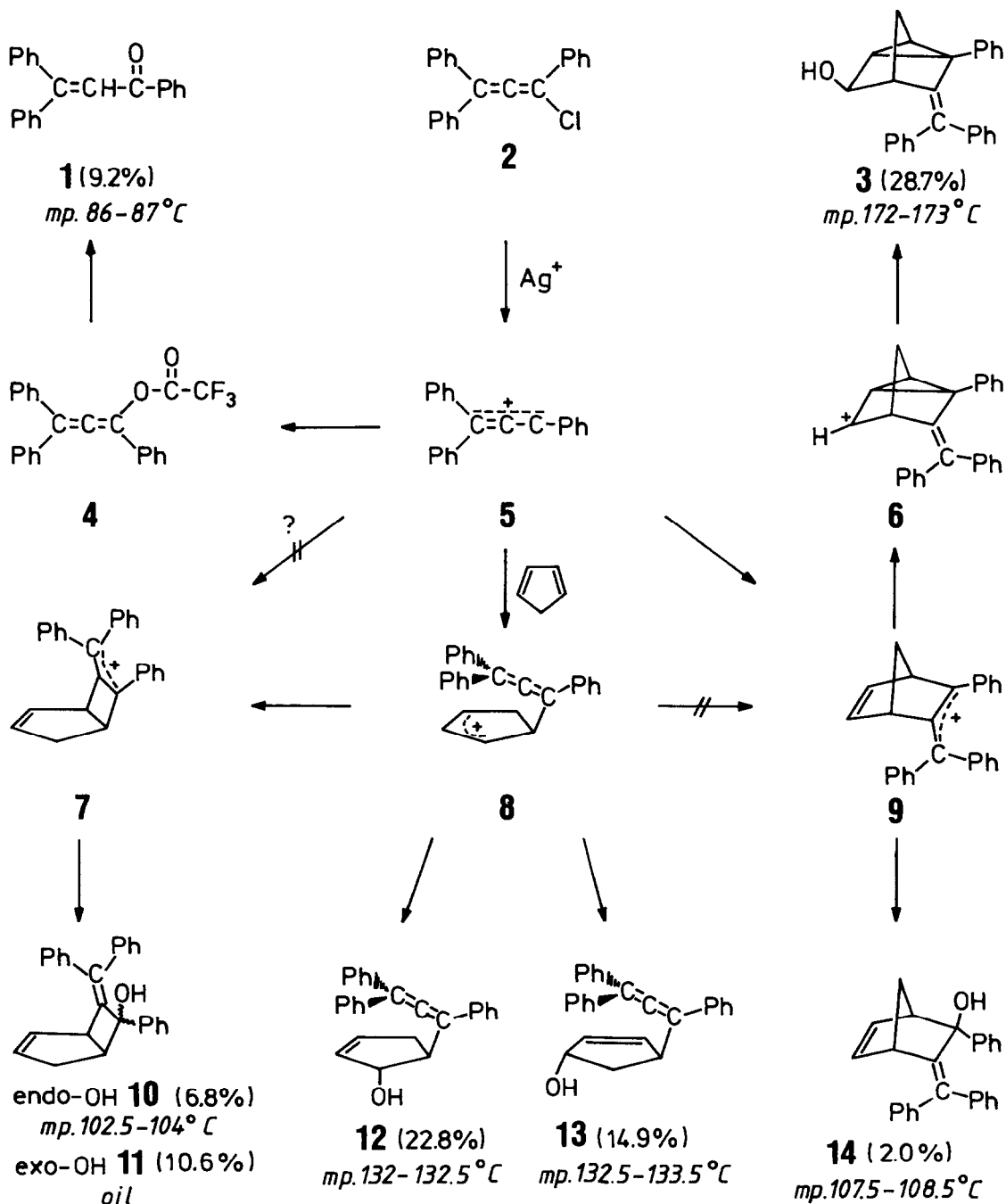
We previously reported that allenyl cations and cyclopentadiene predominantly undergo stepwise [4+3] and [4+2] cycloadditions to give vinyl cations (Scheme 1).³

Scheme 1



These reactions, involving initial attack at the sp^2 -carbon of the allenyl cation, are inhibited if $R^2 = Ph$, and the system is forced to undergo vinyl cation type cycloadditions.^{4,5}

Scheme 2



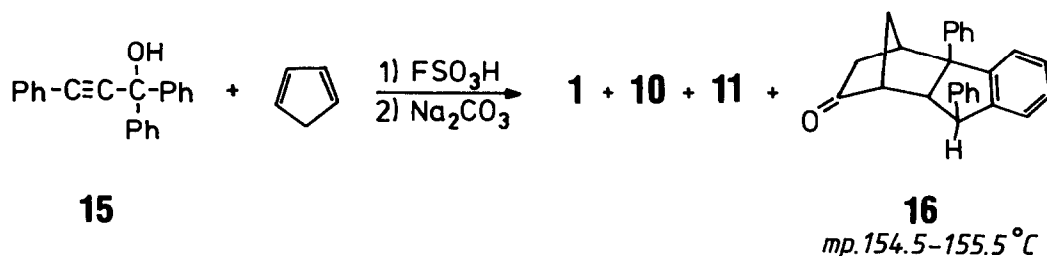
When a solution of chlorotriphenylallene 2⁶ and cyclopentadiene in pentane was treated with an equimolar amount of silver trifluoroacetate and worked up with KOH/C₂H₅OH, compounds 1, 3 and 10 - 14 were isolated in 95 % total yield.⁷ Scheme 2 shows that only 9 % of 5 are trapped by trifluoroacetate anion to give 4, which hydrolyses to 1. All other products arise from addition of 5 to cyclopentadiene.

Cyclopentenols 12 and 13 are derived from cyclopentenyl cation 8, which is formed by attack of cyclopentadiene at the sp-terminus of 5. While allyl cation 7 is trapped to give two diastereomeric alcohols 10 and 11, 6 and 9 give only the exo-alcohols 3 and 14, respectively. Since 14 rearranges to 3 on treatment with toluenesulfonic acid in dioxane at 70° C, 9 is considered to be a precursor of 6 and 3.

Allyl cations 7 and 9 may either be formed by stepwise processes *via* cation 8 or by concerted $\pi^2_s + \pi^2_a$ and $\pi^4_s + \pi^2_s$ mechanisms, respectively. In order to differentiate these possibilities, we treated 12 with 1.15 equivalents FSO₃H⁸ in liquid SO₂ at -70° C. In the NMR spectra,⁹ cation 7 was observed as the only species, indicating the cyclisation of 8 to 7. Identical NMR spectra were obtained from 10 and FSO₃H. Quenching of these solutions with aqueous K₂CO₃ solution yielded 10 and 11 in 1:3.5 ratio.

Since 8 does not cyclise to give 9, a concerted $\pi^4_s + \pi^2_s$ mechanism must be responsible for the formation of 9. The observed rearrangement 8→7 furthermore suggests a stepwise [2+2] cycloaddition of 5 with cyclopentadiene, but cannot exclude the concerted $\pi^2_s + \pi^2_a$ process or a parallelism of stepwise and concerted mechanisms.

A weak point in our argumentation is the fact that the cycloaddition reactions and cyclisation experiments have been carried out under different conditions. Therefore, we added a mixture of triphenylpropargyl alcohol (15) and cyclopentadiene (1:1.3) to a solution of FSO₃H in SO₂ at -50° C. After alkaline workup 1, 10, 11 and 16 (25:47:20:9) were isolated in 33 % total yield.⁷



16 was formed in quantitative yield, when 14 was treated with FSO_3H at -78°C , and forms via electrocyclic ring closure of 9.¹⁰ The low yield of quenching products in the latter cycloaddition reaction prevents a detailed interpretation. However, the mere fact that [2+2] and [4+2] addition products were obtained under the same conditions where 8 cyclised to 7 exclusively, proves the concerted [4+2] cycloaddition.

We thank the Deutsche Forschungsgemeinschaft and the Fonds der Chemischen Industrie for support of this work.

References and Notes:

- 1) R. Gompper, *Angew. Chem.* 81, 348 (1969); *Angew. Chem. Int. Ed. Engl.* 8, 312 (1969).
- 2) R. Huisgen, *Acc. Chem. Res.* 10, 117, 199 (1977).
- 3) H. Mayr and I.K. Halberstadt, *Angew. Chem.* 92, 840 (1980); *Angew. Chem. Int. Ed. Engl.* 19, 814 (1980); H. Mayr and I.K. Halberstadt-Kausch, *Chem. Ber.* 115, 3479 (1982).
- 4) K. Griesbaum, *Angew. Chem.* 81, 966 (1969); *Angew. Chem. Int. Ed. Engl.* 8, 933 (1969).
- 5) G. Hammen and M. Hanack, *Angew. Chem.* 91, 649 (1979); *Angew. Chem. Int. Ed. Engl.* 18, 614 (1979); M. Hanack, I. Harder and K.-R. Bofinger, *Tetrahedron Lett.* 1981, 553.
- 6) T.L. Jacobs and D.M. Fenton, *J. Org. Chem.* 30, 1808 (1965).
- 7) Separation by column chromatography (silica gel, petroleum ether/dichloromethane). All compounds were structurally assigned by ^1H -NMR lanthanide shift experiments (EuFOD) and ^{13}C -NMR.
- 8) With a larger excess of acid, addition of FSO_3H to the cyclopentene double bond of 7 takes place.
- 9) ^{13}C -NMR of 7 (CDCl_3): $\delta = 37.3$ (t), 49.8 (d), 55.8 (d), 127.8 - 139.9 (complex pattern), 152.1 (s), 182.7 (s), 210.0 (s).
- 10) G.A. Olah, G. Asensio and H. Mayr, *J. Org. Chem.* 43, 1518 (1978).

(Received in Germany 3 November 1982)