



Christian Mugele und Monika Schnitzer:
Organization of Multinational Activities and Ownership
Structure

Munich Discussion Paper No. 2006-23

Department of Economics
University of Munich

Volkswirtschaftliche Fakultät
Ludwig-Maximilians-Universität München

Online at <http://epub.ub.uni-muenchen.de/893/>

Organization of Multinational Activities and Ownership Structure

Christian Mugele* and Monika Schnitzer^{†,‡}

February 2006

Abstract

We develop a model in which multinational investors decide about the modes of organization, the locations of production, and the markets to be served. Foreign investments are driven by market-seeking and cost-reducing motives. We further assume that investors face costs of control that vary among sectors and increase in distance. The results show that (i) production intensive sectors are more likely to operate a foreign business independent of the investment motive, (ii) that distance may have a non-monotonous effect on the likelihood of horizontal investments, and (iii) that globalization, if understood as reducing distance, leads to more integration.

Keywords: Multinational firms, Joint ventures, Distance, Technology spillovers, Ownership structure

JEL: F23, L24, L22, L23, D23

*Munich Graduate School of Economics, Kaulbachstraße 45, 80539 Munich, Germany, Tel.: +49 89 2180 3903, e-mail: Christian.Mugele@lrz.uni-muenchen.de

[†]Corresponding author. Department of Economics, University of Munich, Akademiestraße 1/III, 80799 Munich, Germany, Tel.: +49 89 2180 2217, e-mail: schnitzer@lrz.uni-muenchen.de

[‡]Financial support through SFB-TR 15 is gratefully acknowledged.

1 Introduction

Multinational enterprises (MNE) play an increasingly important role in the world economy as documented by UNCTAD (2005).¹ Their internationalization strategies are driven by horizontal considerations of how to serve foreign markets and by vertical considerations of how to organize global production efficiently.² Furthermore, MNE decide about the mode of organization which comprises a large set of possibilities from transactions at arm's length to fully integrated subsidiaries. In this paper, we address the following three questions: Which activities do multinationals shift abroad? When do multinationals enter a joint venture instead of choosing a wholly-owned subsidiary? Do different sectors react differently to global production and market opportunities?

To answer these questions we study the investment decision of a firm in a partial equilibrium framework. A representative investor decides about the location of production, the market to be served and the optimal ownership structure. Foreign activities are driven by market-seeking and cost-reducing motives. However, costs of control are higher when an activity is undertaken abroad by the investor. She is further limited in the contracting possibilities with a local partner. Another drawback of foreign activities are potential technology spillovers if the investor decides to enter a joint venture.

In our model, revenues are created by combining three activities. Goods must be produced, brought to the market and firm specific knowledge is needed in order to generate revenues. Sectors are distinguished by the relative importance of each activity for revenue creating. We thus distinguish production intensive, marketing intensive, and technology intensive sectors. We assume that only the investor possesses the necessary skills to provide technology. Distance captures the idea of increasing costs of control. These costs arise because investors have difficulties in understanding the foreign environment including culture, business customs and administration.³ Think of it as local knowledge which cannot be acquired on the market. Im-

¹The number of MNE affiliates rose from 170, 000 in 1990 to 690, 000 in 2004 along with sales, value added, assets and employment.

²Brainard (1997) presented early work on the trade-off between exports and foreign direct investments. Hummels et al. (2001) show that *vertical specialization* accounts for an increasing part of trade in inputs. They measure the use of imported inputs in a country's exports. Hanson et al. (2003) look at U.S. vertical production networks. They find that foreign affiliate inputs are positively correlated with lower trade costs.

³Rauch (2001) reviews the literature on business and social networks and their role in overcoming informal trade barriers. Distance, as we use it, and limited contracting possibilities can be thought of informal trade barriers.

portantly, these costs are specific to each activity.

The investing firm can get access to this local knowledge by entering a local joint venture as supported by empirical evidence.⁴ In doing so, agency costs arise which are related to contracting difficulties and potential technology spillovers. The latter also increases in distance e.g. as a result of weak intellectual property rights.⁵

Sector characteristics influence several trade-offs the investor faces in her decision on the location of activities and on the form of organization. For instance, production intensive sectors benefit especially from lower production costs abroad. However, these sectors also face substantial costs of control when shifting production abroad. In a similar way, marketing intensive sectors face substantial costs of control when serving the foreign market.

As we will see, sector characteristics also affect the form of organization. On the one hand, the investor can save on costs of control by including a partner. These cost savings depend on the relative importance of the activity the investor considers shifting abroad. On the other hand, the investor bears agency costs that also depend on sector characteristics because of incentive considerations.

Our analysis reveals that both trade-offs are interdependent as the form of organization influences the incentives that can be given to the investor and a potential joint venture partner. Interdependencies between sector characteristics, motive for foreign activities and control costs arising from distance are central to our main results. Buch et al. (2005) give first empirical evidence for such interdependencies. They show that the effect of market size, measured by gross domestic products, on German FDI varies considerably between sectors.

The main results of our analysis are the following. We show that production intensive industries are more likely to engage in foreign activities independent of the motive that drives the foreign investment. This is due to an asymmetry between the market and the production decision because all sectors benefit in the same way from foreign market advantages, whereas production intensive sectors benefit more from production cost advantages than marketing intensive sectors.

⁴Lin and Png (2003) find that geographic distance increases the likelihood of entering a joint venture. Nakamura and Xie (1998) provide further evidence by showing that monitoring needs, measured by number of workers, increase the local partner's share in a joint venture.

⁵Louri et al. (2002) show a negative correlation between the likelihood of a joint venture and R&D intensity. Marin (2005) shows that the choice of owning less than 30% of a foreign subsidiary is positively correlated with distance and negatively with R&D intensity. Both studies indicate that firms try to avoid potential spillovers.

Second, our model shows that distance may have a non-monotonous effect on the likelihood of horizontal investments. Consider an investor selling goods abroad. She may want to exploit production cost advantages if production can be shifted to a nearby region. If distance to the foreign market is larger, she may decide against foreign production as monitoring is more costly. As distance is very large instead she needs a local partner to overcome the lack of local market knowledge. In this case, it may become profitable again to produce abroad with the help of the local partner as the partner provides both local monitoring and local market knowledge. The investor can additionally give high powered incentives to a local partner if incentives are better aligned by handing over full responsibility.

We also show that firms tend to integrate their foreign activities as distance decreases. Intuitively, as the firm has the potential to operate its foreign businesses efficiently, it is not willing to share revenues with a local partner.⁶ The same tendency applies to technology intensive sectors. In these industries technology spillovers significantly reduce the profitability of a joint venture.

Our paper is related to two strands of literature. The first strand focuses on cost reducing motives of shifting production and examines the form of organization and the location of production. Different theories of the firm, most prominently Grossman and Hart (1986), are used to explain the form of organization. Distinguishing sector characteristics, Antràs (2003) combines the property rights approach with a Helpman-Krugman model of international trade and argues that the share of intra-firm trade is higher in capital intensive industries. Grossman and Helpman (2003) discuss whether foreign production is done within or outside firm boundaries conditional on foreign production. Their assumption of a local supplier advantage relates to our idea of increased costs of control to the investor. Grossman and Helpman (2004) examine how falling trade costs influence the prevalence of outsourcing versus foreign direct investment considering firm heterogeneity. All these papers have a vertical perspective, i.e. they focus on the question of how firms organize their production efficiently given lower costs of production abroad. Whether production is integrated or outsourced relates to our question of whether production is integrated or done by a local joint venture partner.

⁶Marin (2005) finds that German and Austrian multinationals hold a lower ownership share as corruption is high. A fact that can be linked to sovereign risk but also indicates that a local partner helps to operate in a corrupt environment.

The second strand of literature focuses on the question of how firms serve foreign markets. Possible choices are exports or foreign direct investments. The trade-off is then between variable transport costs and fixed plant costs (Brainard, 1997).⁷ While the idea of separating headquarters and production plants implies a sort of vertical separation, the form of organization is not tackled in this literature. The knowledge-capital model as developed by Markusen (2002) is widely discussed and allows for vertical firms. Recent contributions highlight the interdependence between horizontal and vertical investments. Yeaple (2003) considers a third country and allows for vertical and horizontal investments of one multinational firm. Still this theory is silent about the boundaries of a firm. One result of this literature is an increase in (horizontal) FDI as distance increases. We find a contrary effect for wholly-owned subsidiaries as we focus on a different mechanism. Distance increases monitoring costs which makes foreign production plants less likely. In our model horizontal FDI can arise as distance is large only in the form of a joint venture. This result underlines the importance of the ownership choice in investigating multinational activities.

Our model incorporates market seeking and cost reducing motives which are borrowed from the above literature. Furthermore, we examine the boundaries of the firm by allowing for wholly-owned subsidiaries and joint ventures. Allowing for marketing effort we stress that sales revenues do not accrue without any additional effort. In that way our approach takes into account export-oriented foreign direct investment.

The paper is organized as follows. In the next section we set up the model of a multinational investor. In Section 3 we derive the equilibrium profits for the different investment modes. Section 4 analyzes the investor's internationalization strategies. The results lead to empirical hypotheses that are presented in Section 5, Section 6 concludes.

2 The Model

Consider a world with two countries *Home* and *Foreign*. An investor is located in *Home* and owns the technology for producing a particular product. She decides where to produce and

⁷The literature on horizontal FDI is extensive. Eicher and Kang (2005) e.g. allow for acquisition as an additional entry mode. De Santis and Stähler (2004) provide analytical solutions for a horizontal model of exports versus FDI that allows for free entry and exit.

which market to serve, i.e. about producing at home or abroad, and about selling at home or abroad. We use the notation as given in Table 1 to describe the different investment strategies of the (potentially) multinational firm.

		PRODUCTION	
		<i>Home</i>	<i>Foreign</i>
SALES	<i>Home</i>	National	Vertical FDI
	<i>Foreign</i>	Exports	Horizontal FDI

Table 1: Notation of Firm Choices

2.1 National firms

We start with the national case to develop the basic features of the model. The revenue generating technology requires to combine three activities. These are production p , marketing m , and technology t . The revenue generating function is assumed to be Cobb-Douglas with constant returns to scale as in Equation 1.

$$R(\cdot) = p^{\beta(1-\gamma)} m^{(1-\beta)(1-\gamma)} t^{\gamma}, \quad \beta, \gamma \in (0; 1) \quad (1)$$

The parameter β describes the importance of production versus marketing efforts. A high value of β relates to an industry that strongly relies on efficient production, while a low value of β relates to an industry in which marketing is a major value chain activity. The importance of technology relative to all other activities is captured by γ . High values of γ relate to industries that are intensive in technology. The modeling strategy thereby allows a detailed analysis of sector differences.

The cost function captures effort costs related to the three activities: production p , marketing m , and technology t . Effort is needed to monitor production, to sell the products, and to train the workforce in applying the firm's technology. The cost function is given in Equation 2.

$$C(\cdot) = \frac{1}{2}p^2 + \frac{1}{2}m^2 + \frac{1}{2}t^2 \quad (2)$$

The national firm solves the following program in order to maximize profits.

$$\begin{aligned} \max_{p,m,t} \Pi_{Nat} &= R(\cdot) - C(\cdot) \\ \text{s.t.} \quad &p, m, t \geq 0 \end{aligned}$$

National firms with no foreign activities serve as a benchmark case to which additional benefits and costs resulting from a foreign activity are compared.

2.2 Multinational Firms

Two different motives can give rise to foreign activities. One is a *market-seeking* motive, the other one is a *production cost-reducing* motive. Foreign investments are characterized relative to the national case. The market-seeking motive is captured by a parameter $S \geq 1$, indicating that foreign revenues are S times the size of national revenues. Reasons might be fast growing markets or less competition in *Foreign*. The investor can also be attracted by lower production costs. This is captured by a parameter $\delta \geq 1$, indicating that production costs abroad are a fraction $\frac{1}{\delta}$ of the production costs in *Home*. While these cost advantages are exogenous in our partial equilibrium model, differences in factor endowments could explain such a short cut. The next section describes wholly-owned subsidiaries.

2.2.1 Wholly-owned subsidiaries (WOS)

Lower foreign production costs and attractive foreign markets may induce the investor to shift activities to *Foreign*. At the same time, additional costs arise from operating a business abroad. Monitoring production of a wholly-owned subsidiary in *Foreign* leads to an increase in production costs due to increased control costs. Serving the foreign market via a WOS leads to an increase in marketing costs due to a lack of local market knowledge.

Consider first a wholly-owned subsidiary that exports its goods to *Foreign*. Revenues that can be gained on the foreign market are then $SR(\cdot)$ with $S \geq 1$. Marketing costs increase in distance $d \geq 0$ and the cost function becomes

$$C(\cdot) = \frac{1}{2}p^2 + \frac{(1+d)}{2}m^2 + \frac{1}{2}t^2 . \quad (3)$$

Hence, there is trade-off between market attractiveness S and increased marketing costs captured by d .

In the case of a vertical wholly-owned subsidiary, i.e. the firm produces abroad to serve the home market, the firm enjoys lower production costs. The greater this production cost advantage, the greater is δ (see Equation 4). These are traded against increased costs due to a lack of monitoring skills which increase in distance d . Revenues R remain unchanged as compared to the national case. The cost function in the case of WOS VDI reads as

$$C(\cdot) = \frac{(1+d)}{2\delta}p^2 + \frac{1}{2}m^2 + \frac{1}{2}t^2 . \quad (4)$$

A horizontal wholly-owned subsidiary produces abroad and serves the foreign market. The firm faces both disadvantages, namely lack of local market knowledge as well as monitoring difficulties of which both increase in distance d . At the same time, higher sales revenues $SR(\cdot)$ as well as lower foreign production costs can be enjoyed. The cost function reads as follows:

$$C(\cdot) = \frac{(1+d)}{2\delta}p^2 + \frac{(1+d)}{2}m^2 + \frac{1}{2}t^2 . \quad (5)$$

Optimal profit levels are derived in a later section.

2.2.2 Joint Ventures

Foreign production and foreign sales may be delegated to a local partner. In any case the investor needs to provide her technology in order to generate revenues. By entering a joint venture (JV) the investor can avoid the extra costs due to a lack of market knowledge or monitoring skills. Such a relationship is, however, hampered by contractual difficulties. To capture this we assume that the parties can write a contract only on how to share after sales revenues. The sharing rule is such that the investor gets a share $\alpha \in [0, 1]$ of the revenues while the joint venture partner gets the remainder of the share $(1 - \alpha)$.

Contracts about cost sharing are not possible because costs are assumed to be non-verifiable. The local partner is financially constrained. This means that the local partner cannot pay for his share of profits through a lump sum payment upfront.

We allow for the possibility of technology spillovers in case of joint ventures.⁸ To capture this effect, we assume that technology transfers become more expensive if a partner is involved.⁹ The investor may fear to being imitated by a local partner and to being driven out of business once she revealed her intangible assets.¹⁰ This danger is stronger the weaker institutions and protection of intellectual property rights are.¹¹ We capture weaker institutions by increasing distance. Thus technology spillovers are assumed to increase technology costs by the factor $(1 + d)$.

In order to distinguish the investing firm and the joint venture partner we denote the investor by superscript 1 and the partner by 2. In the following we describe the payoff structures for JV Export, JV VDI, and JV HDI.

JV Export In an export joint venture the investor produces goods at home. Therefore she needs to provide monitoring effort p_1 and technology t_1 . The partner sells these goods on the foreign market leading to larger revenues $SR(\cdot)$. He provides (local) marketing effort m_2 for which he is compensated by a fraction $(1 - \alpha)$ of the revenues earned in *Foreign*. The remainder $\alpha SR(\cdot)$ goes to the investor.

The partner's advantage in selling these goods could comprise an existing distribution network, lobbying experiences or knowledge about consumer preferences. The payoff functions for the investor 1 and the partner 2 are:

$$\Pi_{\text{JV Export}}^1 = \alpha S \left[p_1^{\beta(1-\gamma)} m_2^{(1-\beta)(1-\gamma)} t_1^\gamma \right] - \frac{1}{2} p_1^2 - \frac{(1+d)}{2} t_1^2 \quad (6)$$

$$\Pi_{\text{JV Export}}^2 = (1 - \alpha) S \left[p_1^{\beta(1-\gamma)} m_2^{(1-\beta)(1-\gamma)} t_1^\gamma \right] - \frac{1}{2} m_2^2 \quad (7)$$

JV VDI In a vertical joint venture goods are sold on the home market by the investor while foreign production is monitored by a local joint venture partner. Examples of the partner's knowledge might include contacts to local authorities, labor markets and worker's mentalities.

⁸Smarzynska (2004) reports evidence that projects with joint ownership give rise to spillovers that do not occur in case of full ownership.

⁹Norbäck (2001) considers the decision between exports and FDI assuming costly technology transfers in the case of horizontal investments. While the idea is similar to ours, we deviate in our assumption as transfer costs depend on the ownership structure.

¹⁰See Müller and Schnitzer (2006) for a model of spillovers in case of joint ventures.

¹¹It might also be that the partner's capacity to adopt the firm's technology decreases in distance which causes additional training efforts.

Lower foreign production costs can fully be enjoyed. However, revenue sharing and technology costs decrease the investor's profit. The profits of the investing firm and the joint venture partner in a JV VDI are:

$$\Pi_{\text{JV VDI}}^1 = \alpha \left[p_2^{\beta(1-\gamma)} m_1^{(1-\beta)(1-\gamma)} t_1^\gamma \right] - \frac{1}{2} m_1^2 - \frac{(1+d)}{2} t_1^2 \quad (8)$$

$$\Pi_{\text{JV VDI}}^2 = (1-\alpha) \left[p_2^{\beta(1-\gamma)} m_1^{(1-\beta)(1-\gamma)} t_1^\gamma \right] - \frac{1}{2\delta} p_2^2 \quad (9)$$

JV HDI Finally, the investor has the choice to form a horizontal joint venture. The investor supplies technology while the local partner monitors foreign production and induces marketing efforts to sell the goods abroad.

The investor only bears technology costs which increase in distance. The partner bears the remaining costs. The payoff functions of the partner 1 and of the investor 2 in the case of JV HDI are:

$$\Pi_{\text{JV HDI}}^1 = \alpha S \left[p_2^{\beta(1-\gamma)} m_2^{(1-\beta)(1-\gamma)} t_1^\gamma \right] - \frac{1}{2} (1+d) t_1^2 \quad (10)$$

$$\Pi_{\text{JV HDI}}^2 = (1-\alpha) S \left[p_2^{\beta(1-\gamma)} m_2^{(1-\beta)(1-\gamma)} t_1^\gamma \right] - \frac{1}{2\delta} p_2^2 - \frac{1}{2} m_2^2 . \quad (11)$$

2.3 Time structure

The investor first decides about the organization of activities and the ownership structure. Her choice set comprises eight investment strategies which are National, Export, VDI and HDI along with an ownership structure JV or WOS. In case of a JV the investor first has to choose a sharing rule $\alpha \in [0, 1]$. Then, the JV partner and the investor simultaneously choose their optimal effort levels conditional on α . In case of WOS, the investor alone chooses all effort levels. We solve this game by backward induction.

3 Equilibrium profits

The investor and the partner maximize profits according to the outlined time structure. In order to choose the optimal investment strategy, the investor first needs to solve for the resulting equilibrium profits in each case.

First, we describe the national case, we then turn to wholly-owned subsidiaries where still no partner is involved, and last we solve the model for joint ventures.

3.1 National firms

If the investor chooses National she will never enter a joint venture as our model gives no advantage to national joint ventures that would compensate for resulting agency costs. The investor chooses p , m , and t to maximize her profits. This results in the following profits, derived in the appendix.

$$\Pi_{Nat}^* = \frac{1}{2} \beta^{\beta(1-\gamma)} (1-\beta)^{(1-\beta)(1-\gamma)} \gamma^\gamma (1-\gamma)^{1-\gamma} \quad (12)$$

3.2 Wholly-owned subsidiaries

We can solve the investor's profit maximization problem in the same way as above for the three cases of WOS Export, WOS VDI, and WOS HDI. We derive the following solutions to these profit maximization problems.

$$\Pi_{WOS\ Exports}^* = S^2 \left(\frac{1}{1+d} \right)^{(1-\beta)(1-\gamma)} \Pi_{Nat}^* \quad (13)$$

$$\Pi_{WOS\ VDI}^* = \left(\frac{\delta}{1+d} \right)^{\beta(1-\gamma)} \Pi_{Nat}^* \quad (14)$$

$$\Pi_{WOS\ HDI}^* = S^2 \delta^{\beta(1-\gamma)} \left(\frac{1}{1+d} \right)^{(1-\gamma)} \Pi_{Nat}^* \quad (15)$$

The equilibrium profits reveal the trade-off between additional costs due to distance and foreign advantages as expressed by higher sales revenues S and lower production costs δ .

The choices whether to serve the foreign market and whether to produce abroad can be separated in our model. The reason is that we do not assume any costs of fragmentation as it is sometimes done in the literature. Costs of fragmentation occur if splitting up production steps causes additional costs that would not arise if all activities are kept at one place.

The production and the sales decision differ with respect to their sector dependence. Consider first the decision which market to serve. All sectors benefit from higher sales revenues abroad. Marketing-intensive sectors suffer more from a lack of local market knowledge as this activity

is crucial in revenue creating. Formally, foreign sales are optimal if

$$(1 + d)^{(1-\beta)(1-\gamma)} < S^2 .$$

Consider next the production decision. This, in contrast, does not depend on sector characteristics. The question for an investor deciding about the location of production is whether cheaper foreign production costs outweigh the additional monitoring costs, formally whether

$$(1 + d) < \delta .$$

WOS HDI emerges if both foreign production and foreign sales are preferred.

Thus, in case of a wholly-owned subsidiary the investor can independently decide about the location of production and the market to serve. Figure 1 relates distance to foreign advantages δ and S . The larger the distance the less likely are foreign activities. In order to shift an activity abroad the foreign advantage must exceed additional monitoring or marketing costs.

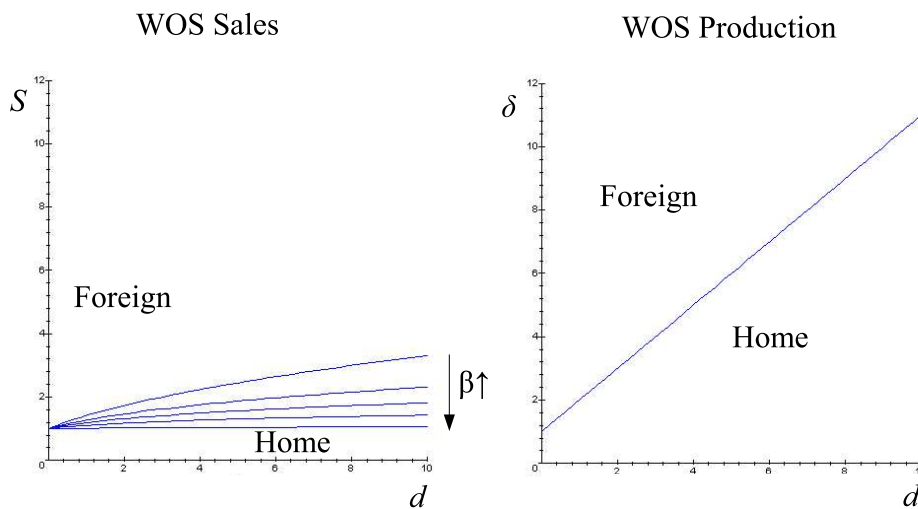


Figure 1: WOS versus National

We find that sector characteristics influence the sales decision while they have no impact on the production decision of a wholly-owned subsidiary. This result indicates that heterogeneity on a sectoral level should be higher if FDI is induced by market-seeking considerations.

3.3 Joint ventures

In case of a joint venture, both investor and partner simultaneously choose their effort levels in order to maximize their profits, given the sharing rule α . Anticipating these equilibrium profits the investor chooses α such as to maximize her profits. In the appendix we derive the solutions for the following three cases.

JV Export Suppose the investor chooses to sell goods in *Foreign* via a joint venture partner. The investor's optimal share of revenues α^* is then given by Equation 16.

$$\alpha_{\text{JV Export}}^* = \frac{1 + \gamma + \beta(1 - \gamma)}{2} \quad (16)$$

The investor's share increases in the importance of the provided inputs, namely in the importance of technology γ and of production $\beta(1 - \gamma)$. To put it differently, the more important is the marketing activity, the higher is the share of the local joint venture partner in order to provide efficient incentives.

The investor's profit in the case of JV Export is:

$$\begin{aligned} \Pi_{\text{JV Export}}^{1*} &= \frac{1}{4} S^2 \left(\frac{1}{1+d} \right)^\gamma (1 + (1 - \beta)(1 - \gamma)) \\ &\quad ((1 - \beta)(1 - \gamma))^{(1-\beta)(1-\gamma)} (2 - (1 - \beta)(1 - \gamma))^{2-(1-\beta)(1-\gamma)} \Pi_{\text{Nat}}^* \end{aligned} \quad (17)$$

JV Export profits are characterized by a trade-off between the foreign market attractiveness S on the one hand and additional costs due to spillovers $\left(\frac{1}{1+d} \right)^\gamma$ and revenue sharing on the other.

JV VDI If the investor opts for JV VDI the partner supplies production inputs while the investor provides technology and marketing effort. Goods are sold on the home market. The optimal share α_{VDI}^* turns out to be lowest when production is the most important import factor.

$$\alpha_{\text{JV VDI}}^* = \frac{2 - \beta(1 - \gamma)}{2} \quad (18)$$

The result resembles that of JV Export. While the optimal share $\alpha_{\text{JV Export}}^*$ increases in the importance of production $\beta(1 - \gamma)$ the optimal share $\alpha_{\text{JV VDI}}^*$ increases in the importance of marketing $(1 - \beta)$. In both cases the effect of technology γ increases the investor's participation. In short, the importance of the provided input factor increases the respective parties revenue share.

Knowing the efficient share of sales revenues we can derive the investor's profit in case of JV VDI:

$$\Pi_{JV\ VDI}^{1*} = \frac{1}{4} \left(\frac{1}{1+d} \right)^\gamma (\delta\beta(1-\gamma))^{\beta(1-\gamma)} (1 + \beta(1-\gamma)) (2 - \beta(1-\gamma))^{2-\beta(1-\gamma)} \Pi_{Nat}^* \quad (19)$$

As one would expect lower foreign production costs increase profits. This cost effect is more pronounced in production intensive sectors.

JV HDI The investor only provides technology in a JV HDI. The partner monitors production and also sells the goods on the foreign market. Solving for the optimal revenue share left to the investor leads to Equation 20.

$$\alpha_{JV\ HDI}^* = \frac{1+\gamma}{2} \quad (20)$$

The optimal share does not depend on β as both production and marketing are in the partner's hands. However, technology influences the investor's decision as technology is the intangible asset the partner cannot contribute. If technology does not play a role, formally if γ approaches zero, the optimal share is 1/2.

$$\Pi_{JV\ HDI}^{1*} = \frac{1}{4} S^2 \delta^{\beta(1-\gamma)} \left(\frac{1}{1+d} \right)^\gamma (2-\gamma) (1+\gamma)^{1+\gamma} (1-\gamma)^{2(1-\gamma)} \Pi_{Nat}^* \quad (21)$$

The profit function already points at some results of the model. First, foreign market advantages accrue to all sectors while the magnitude of cost savings due to foreign production depend on production intensity. Second, technology spillovers decrease the profits made by the investor in all joint ventures. The effect is higher in high technology sectors, i.e. if γ is high, and in distant countries, i.e. if d is high.

If we ignore technology for a moment Equation (21) boils down to

$$\Pi_{JV\ HDI}^{1*} = \frac{1}{2} S^2 \delta^\beta \Pi_{Nat}^* .$$

In that case the investor only receives half of the profits, this reflects the agency costs due to partnership, but the foreign advantages increase profits by S^2 and δ^β . Technology further

reduces the investor's profits as spillovers occur. Additionally, an inefficiency arises as only the investor can provide technology. Hence, incentives are split between the investor and the partner. A fact that further reduces investor's profits.

4 Optimal investment strategy

So far we described the equilibrium profits of the investing firm for the different investment choices. We can now ask which is the firm's best choice depending on the business environment it faces. The results focus on the influence of distance. We start with investigating internationalization strategies when the firm exploits lower production costs or develops a foreign market. In the last part of the analysis we look at high technology sectors.

The firm takes the market attractiveness, production cost differences and distance as given. Furthermore, the firm operates in a certain sector. These exogenous parameters determine the firm's best choice.

4.1 Production cost effects

Consider a firm which faces lower foreign production costs and gains the same revenues in *Home* and *Foreign*. The only force driving the investor to shift activities abroad is the production cost effect δ .¹² Abstract further from technology inputs to focus on agency costs due to contractual limitations.

Result 1 summarizes the main effects that are spurred by the cost-reducing motive of the firm in low technology industries. Parameters referring to production cost advantages are indicated by *tilde*. Proofs are given in the appendix.

Result 1 Impact of production cost advantage for low tech goods

- (i) *There exists a critical production cost advantage $\tilde{\delta}$ such that for $\delta < \tilde{\delta}$ production takes place at home and for $\delta > \tilde{\delta}$ production takes place abroad. The critical $\tilde{\delta}$ increases in distance and decreases in β .*
- (ii) *If the investor prefers to produce at home the good is sold at home as well.*

¹²Braconier et al. (2005) support vertical motives of multinational activities. They find that more FDI takes place in countries where unskilled labor is relatively cheap.

(iii) Suppose the investor prefers to produce abroad. Then there exists a critical distance \tilde{d} such that for $d < \tilde{d}$ production takes place in a WOS VDI and for $d > \tilde{d}$ foreign production takes place in a Joint Venture. The smaller β , the larger this critical distance \tilde{d} , i.e. it becomes more likely that production is done through WOS VDI.

The first part of the result is straightforward. In the limit foreign production is for free which makes foreign production preferable to home production. It highlights that production intensive industries should experience more foreign activities due to a lower $\tilde{\delta}$. The second part of the result says that exports are not profitable if revenues on the foreign market do not exceed those at home. As we focus on cost-reducing motives this result may be little surprising. Result 1 is visualized in Figure 2 which shows the investor's optimal choice depending on distance and on the foreign cost advantage. We set two specific values for β to show the differences between marketing and production intensive sectors.

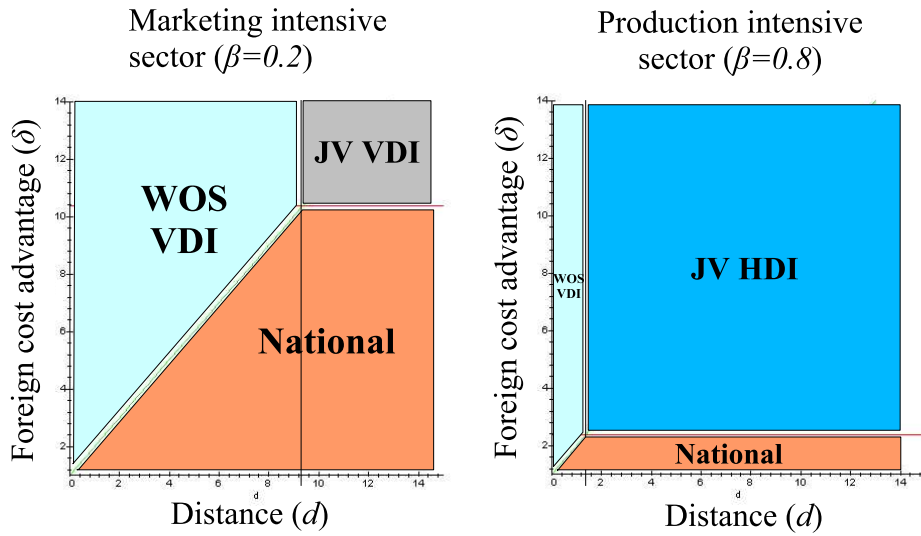


Figure 2: Production cost effects

Low production cost advantage What happens if *Foreign* has a small production cost advantage? Joint ventures are never profitable in that case. The investor either sets up a vertical wholly-owned subsidiary or does not become multinational. As lower foreign production costs must compensate the investor for additional monitoring costs the critical cost advantage $\tilde{\delta}$ increases in distance.

High production cost advantage What happens if the foreign cost advantage is large? As shown in Result 1 foreign production is then always profitable. For short distances WOS VDI is the best strategy. For large distances the investor enters a joint venture. The reason is that the investor's monitoring costs increase in distance. Hence, distance also increases the value of the partner's local knowledge. As a consequence, entering a partnership pays more as the investor saves on control costs. To put it differently, agency costs do not increase in distance d while the investor's monitoring costs do. The threshold level that separates WOS VDI from joint ventures is named \tilde{d} .

Sector differences How do production and marketing intensive sectors differ? First, the more production intensive a good, the wider is the parameter range that leads to foreign production. The reason is that the magnitude of cost reduction is greater if production is important in revenue creating. Recall that in case of a WOS the decision to produce abroad does not depend on industry characteristics because the investor's monitoring costs increase side by side with the cost advantage. This is different in a JV, as production intensive joint ventures benefit from lower production costs while no additional monitoring costs arise.

Sector differences also influence the choice of JV HDI versus JV VDI. Surprisingly, foreign sales can be optimal even if there is no market advantage. We state this observation in Lemma 1.

Lemma 1 *Suppose the investor considers to produce abroad through a Joint Venture. Then there exists a critical $\tilde{\beta}$ such that for any $\beta < \tilde{\beta}$ the investor prefers a VDI Joint Venture, and for $\beta > \tilde{\beta}$ she prefers a HDI Joint Venture.*

The reason is an inefficiency that arises if incentives are split between the investor and the local partner. To get a better intuition for Lemma 1 consider a situation in which JV VDI is optimal. Increasing the production intensity of the revenue generating process leads to an increase of the partner's share to provide appropriate incentives. At the same time the relevance of marketing declines. At a point little extra is needed if the partner also sells the goods on the foreign market. As soon as the efficiency gain from bundling incentives at the partner's side outweighs this additional share JV HDI are optimal. Incentives are then best aligned as the joint venture partner is responsible not only for production but also for sales.

Serving a foreign market might be not valuable in form of a wholly-owned subsidiary. How-

ever, if the multinational firm already bears the costs stemming from a joint venture it might find serving the foreign market attractive - through the hands of the partner. This situation is more likely as the sector is production intensive. Formally, JV HDI dominates JV VDI if production intensity is above $\tilde{\beta}$ which can be approximated by $\tilde{\beta} \approx 0.4471$.

In summary, the production cost-reducing motive renders joint ventures that are production intensive more profitable. Intuitively, the agency costs of a joint venture are more easily recovered as the cost savings are substantial. Agency costs are not recovered if the foreign advantage is relatively small. Furthermore, joint ventures occur if distance is relatively large as distance corresponds to the partner's specific advantage. Once JV is optimal distance does not influence the investor's profits. This is not the case for WOS VDI. In that case distance reflects increased monitoring costs that decrease profits. This channel complements trade costs that are usually thought of to decrease the likelihood of vertical foreign direct investments. Finally, we see that the relative importance of an activity joint with the motive for foreign activities determines the investor's optimal choice.

4.2 Market advantage effects

Market-seeking is found to be another reason for companies to become multinational, reflected by the fact that most foreign direct investments take place between developed countries. Empirically, Head and Mayer (2004) show that a ten percent increase in market potential increases the probability of a European region to be chosen by a Japanese investor between three and eleven per cent. In the theoretical literature, monopolistic competition combined with a love for variety is proposed as one rationale for why firms would serve foreign markets. Strategic decisions are frequently cited in newspapers when firms promote their expansion strategies. First mover advantages and expected market growth might underlie such 'strategic decisions'. We capture foreign market attractiveness by a parameter $S \geq 1$, without investigating in detail the underlying factors.¹³ In that way we translate the market-seeking motive of a firm into S times National revenues R that can be gained abroad as opposed to home.

The effects of higher sales revenues differ from production cost effects as the market advantage

¹³The foreign market might also be less attractive in terms of revenues. However, in this case there is no reason for the investor to invest abroad. Hence, we restrict our attention to $S \geq 1$ as the relevant cases when foreign activities occur.

affects total sales revenues independent of sector characteristics. We start by exploring the optimal investment strategies under the assumption of equal production costs in *Home* and *Foreign*, abstracting from technology inputs.

The following result summarizes how the market-seeking motive affects the investor's optimal investment strategy in low technology sectors. Parameters referring to foreign market advantages are indicated by *hat*.

Result 2 Impact of foreign market advantage for low tech goods

(i) *There exists a critical size of the foreign market, $\hat{S} \leq \sqrt{2}$, such that for $S < \hat{S}$, the product is sold on the home market and for $S > \hat{S}$, the product is sold in foreign.*

The critical \hat{S} increases in d and it decreases in β . That is, the smaller the distance or the less marketing intensive the production the smaller the foreign market advantage needs to be for the investor to prefer selling abroad.

(ii) *If the investor serves the domestic market the good is produced in home.*

(iii) *Suppose the investor prefers to serve the foreign market. Then there exists a critical distance \hat{d} such that for $d < \hat{d}$ the foreign market is served through WOS Exports and for $d > \hat{d}$ the foreign market is served through a Joint Venture. The larger β , the larger this critical distance \hat{d} , i.e. the more likely is it that the foreign market is served through WOS Exports.*

As in the case of production cost advantages we find a critical foreign advantage \hat{S} at which the investor is indifferent between national and multinational activities. The additional costs of foreign activities equal the additional revenues at these points. The costs depend on the mode of organization. Wholly-owned subsidiaries suffer from lacking market knowledge, joint ventures cause agency costs. Vertical FDI are never profitable as there is no benefit of operating a foreign business but costs.

Figure 3 illustrates the optimal strategy of a multinational firm as the market attractiveness of foreign S increases. The graph shows two goods, one intensive in production, the other intensive in marketing to visualize sector differences that are presented in the following. Next, we look at situations in which foreign market attractiveness is low.

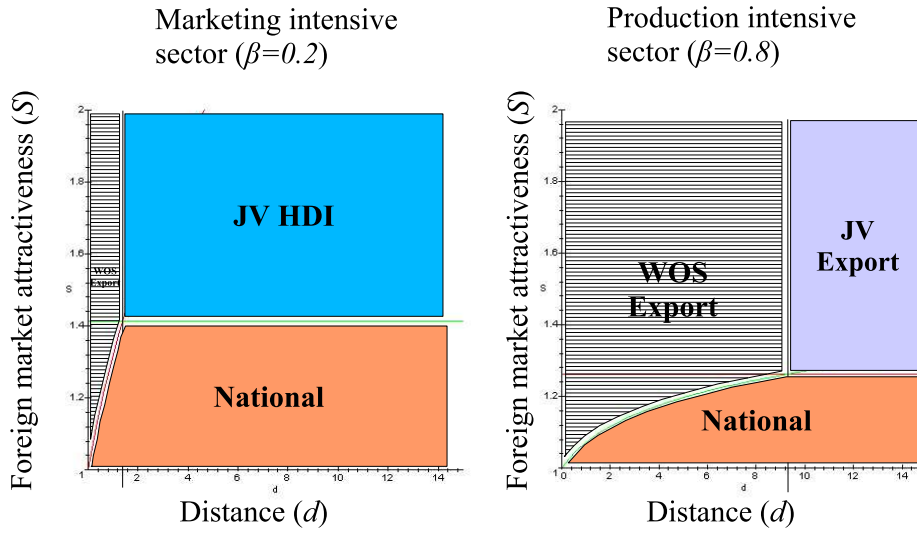


Figure 3: Market advantage effects

Low market attractiveness Analogously to production cost advantages there is a lower range of S for which joint ventures are not profitable but wholly-owned subsidiaries are. Rather low foreign advantages cannot make up for the agency costs related to a partnership. If we take a closer look on the condition for WOS Export to dominate National, which is $S^2 > (1 + d)^{(1-\beta)}$, we see that industry characteristics influence the outcome. WOS Export is more likely in production intensive sectors, i.e. as the importance of marketing ($1 - \beta$) in revenue creating decreases. This result is familiar from Section 3.2.

High market attractiveness Joint ventures are not dominated by National if the foreign market attractiveness S is relatively large. The investor then chooses between WOS Export and JVs. Joint ventures are more likely as distance increases. The underlying mechanism is that an increase in distance corresponds to a higher valuation of the partner's local market knowledge while agency costs remain constant.

Sector differences Production intensive sectors differ from marketing intensive sectors in the optimal JV choice and in the extend of foreign activities.

If marketing is important the investor might opt for JV HDI even if there is no production cost advantage as formulated in Lemma 2.

Lemma 2 *Suppose the investor considers to serve the foreign market through a Joint Venture. Then there exists a critical $\hat{\beta}$ such that for any $\beta < \hat{\beta}$ the investor prefers a Horizontal JV, and for $\beta > \hat{\beta}$ he prefers an Export JV.*

By a similar reasoning as in the case of production cost advantages the investor might shift production abroad to bundle incentives at the partner's side. The critical importance of production is numerically approximated by $\hat{\beta} \approx 0.5529$. Below this value JV HDI dominates JV Export. Above this value the investor benefits more from keeping control over the production process.

How can we explain this result? Consider a situation in which JV Export is optimal, i.e. distance together with foreign market attractiveness is relatively large. However, the investor produces in *Home* as the additional share a partner would require to induce production effort is too high. An increase of the marketing intensity $(1 - \beta)$ leads to high powered incentives given to the joint venture partner. Hence, additional incentives to provide production monitoring activities are low. At the same time there is an efficiency gain as incentives are bundled in the hands of one party. For this reason production is shifted abroad handing over the full responsibility of all revenue creating activities to the partner.

The trade-off exists between bundling incentives and keeping control over crucial activities. The former increases overall profits, the latter avoids relatively costly incentives given to the partner in form of a high share $(1 - \alpha)$.

Sectors also differ in their extend of foreign activities. As marketing intensity increases one might expect more foreign activities if market-seeking is the motive for the firm's foreign activities. But Result 2 tells the opposite story. The reason is that all sectors benefit from higher sales revenues S while additional weight is put on the investor's disadvantage as marketing is important. This additional weight renders foreign activities less profitable.

Up to this point we found two results that are independent of whether the investor develops a foreign market or whether she seeks to save on production costs. First, joint ventures are more likely if distance is large as distance reflects the value of a partner's local knowledge. Using data on U.S. multinational firms Desai et al. (2004) show that partial ownership has declined between 1982 and 1997. Thinking of economic integration as a process of reducing foreign costs of control our model provides one theoretical explanation for such a development.

Second, foreign activities are more likely in production intensive industries. These industries have two advantages as compared to marketing intensive ones. The relative importance of the production process results in high cost-savings if production is shifted abroad. As argued before, the cost savings are particular to the production process. The relative unimportance of sales activities results in low additional costs of control if the foreign market is served while the full market advantage can be enjoyed.

4.3 Joint effects

In reality foreign countries will differ with respect to both market attractiveness and production costs. If both foreign advantages are present the predominant force still shapes the firm's decision in a similar way. In our modeling framework, the investor only chooses WOS HDI if compensated for both additional marketing and monitoring costs. The crucial assumption is that neither fragmentation nor transport costs are present. Both would increase the profitability of horizontal investments. However, the basic insights would still remain.

Result 3 characterizes the investor's optimal investment choice when both motives for foreign entry, namely market-seeking and cost-reducing, are present.

Result 3 Impact of both foreign market and production cost advantages on low tech goods

Suppose both foreign market and production cost advantages are present.

- (i) If both advantages are sufficiently high, the investor chooses HDI. WOS HDI for small distances, JV HDI for larger distances.*
- (ii) If the market size advantage dominates the production cost advantage and the latter is not sufficiently large, then the investor chooses WOS Exports for small distances. JV Export for larger distances are optimal if production is relatively important.*
- (iii) If the production cost advantage dominates the market size advantage and the latter is not sufficiently large, then the investor chooses WOS VDI for small distances. JV VDI for larger distances are optimal if marketing is relatively important.*

Points (i) and (ii) of Result 3 are illustrated in Figure 4. It shows the investor's optimal investment choice when both foreign advantages are present. In order to illustrate the effects we set

$\delta = S$. In that way the market advantage is the predominant one as it affects overall revenues quadratically.

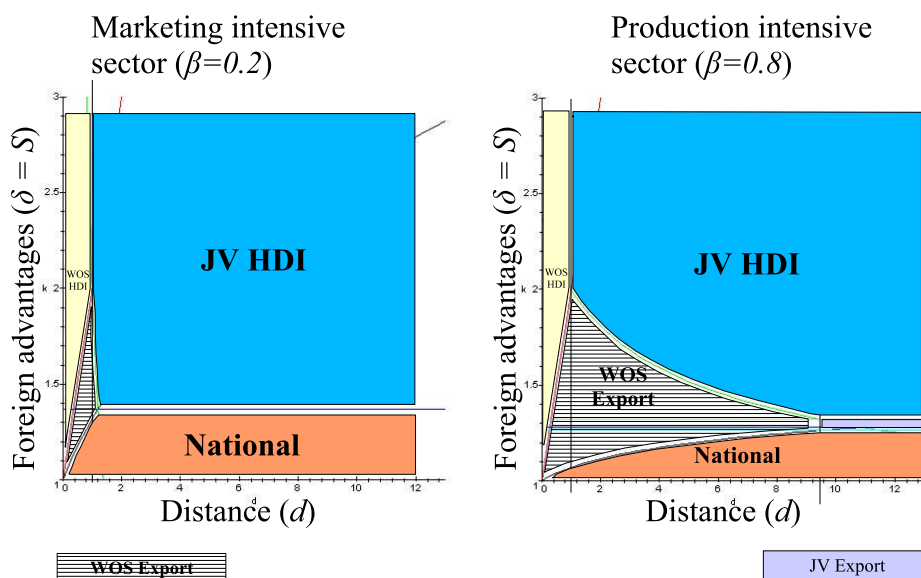


Figure 4: Joint effects

Two results remain unchanged as compared to the single effects of production cost and market advantages. First, JV is optimal for larger distances as the partner's local knowledge weighs more in countries that are less familiar to the investing firm. Second, the more production intensive a good, the more likely are foreign activities of the firm as can be seen by the smaller area of National.

In the literature it is often argued that distance increases the likelihood for horizontal foreign direct investment because the investor wants to save on variable transport costs. We focus on additional costs that occur when investing abroad and find that distance decreases the likelihood of a horizontal investment as long as wholly-owned subsidiaries are optimal. Figure 4 shows that the firm might find it profitable to choose WOS HDI as distance is low. As distance increases WOS Export is optimal even if production costs are higher in *Home* but monitoring abroad is too costly. As additional control costs in both activities increase even further a horizontal investment in form of JV HDI can become profitable again. In that case, the influence of distance on horizontal FDI is not monotone as often argued. This result highlights once more the interdependencies of sector characteristics and the motive for foreign investments that should be considered in empirical work.

4.4 Technology

Do technology intensive sectors differ in their internationalization strategies? This question is answered in this last part of the analysis. In general, technology makes joint ventures less profitable as spillovers are costly. Furthermore, foreign activities are less likely as distance increases. So far, a joint venture could overcome all hurdles related to distance. But if technology is relevant in revenue generating joint ventures are hampered by distance, too. In this case, distance describes the firm's capacity to transfer technology and to protect its proprietary knowledge. A second effect is that incentives are naturally split between the investor and the partner which constitutes an additional inefficiency. Consequently, national firms as well as wholly-owned subsidiaries are chosen for a wider range of parameters as γ increases. If the weight on technology γ exceeds the one on the remaining activities $(1 - \gamma)$ a joint venture is never profitable. The reason is that we assume distance to affect technology costs in the same way as marketing or monitoring costs. This assumption eases the illustration of the result but could easily be relaxed.

Result 4 Impact of technology on investment decision

- (i) The critical distances \hat{d} and \tilde{d} above which joint ventures are preferred over wholly-owned subsidiaries increases in the importance of technology γ of an industry making full ownership more likely.*
- (ii) As the importance of technology γ in revenue creating increases joint ventures become less attractive as compared to National.*
- (iii) If technology is the major revenue creating input, i.e. if $\gamma > 0.5$ the firm never enters a joint venture.*
- (iv) The ownership share of the investor α in a joint venture increases as technology becomes more important in revenue creating, i.e. as γ increases.*

The results predict that the ownership of an investor increases as technology intensity increases. Two effects lead to the result. Wholly-owned subsidiaries become a preferred ownership structure. Plus, conditional on joint ventures the investor's share α^* increases as technology becomes more important.

5 Empirical hypotheses

Our model gives rise to several empirical hypotheses. The aim is to provide testable predictions that can be confronted with the data.

Desai et al. (2004) conclude that the forces of globalization lead to more integration. Thinking of globalization as reducing distance our first hypothesis relates to their general statement.

Hypothesis 1 *Foreign investments that are situated in countries that are close in terms of geographic distance, culture and institutions, i.e. countries that display a low distance d , are more likely to be organized as wholly-owned subsidiaries.*

The investor's potential to control and operate foreign activities is assumed to decrease in distance. Reversely, the value of local knowledge increases in distance. Hypothesis 2 relates to this mechanism.

Hypothesis 2 *As the distance d between an investing firm and the host country increases, it is more likely that a joint venture is the preferred investment mode.*

At the same time, technology spillovers decrease the profitability of joint ventures. For this reason we describe the link between distance and joint ventures more precisely.

Hypothesis 3 *Less joint ventures appear as high technology sectors are considered, i.e. as the weight on technology γ increases.*

We have seen that sectoral differences play an important role for the understanding of multinational activities. This is captured by the following hypotheses.

Hypothesis 4 *Production intensive sectors are more likely to operate a foreign business, independent of the investment motive.*

Production intensive and marketing intensive industries react in opposite ways as the choice of JV HDI is considered. Marketing intensive industries prefer JV HDI if market attractiveness is the motive for foreign activities. Production intensive industries prefer JV HDI when the production cost advantage is the motive for foreign activities. The next hypothesis generalizes this observation.

Hypothesis 5 *Horizontal joint ventures are more likely if the main motive for foreign activities coincides with the sectors' input intensity.*

The investor's share α^* in a joint venture is endogenously derived. The share reflects the importance of the respective parties activity in revenue generating.

Hypothesis 6 *The importance of the investor's intangible asset, i.e. technology intensity γ , decreases the local partner's share $(1 - \alpha)$ in a joint venture.*

The correct specification of distance is left to empirical studies and would certainly go beyond the scope of our analysis. Distance should capture the three channels we proposed in our model. I.e., the investor's potential to monitor foreign activities, to develop the foreign market, and to efficiently transfer and protect her proprietary knowledge.¹⁴ In some cases geographic distance might be a good approximation. Thinking of German investments to Central and Eastern European Countries (CEEC) and China our guess is that it might fit reasonably well. We are aware of the fact that costs of control may vary for different firms.¹⁵

6 Conclusion

At the core of our paper is the simple idea that operating a foreign business is more difficult when distance is large. While other studies explored the influence of distance on multinationals' investment decisions we provide a detailed exploration of how this link depends on sector characteristics. We furthermore do not limit our analysis to market seeking or production cost reducing motives but rather allow for both aspects.

The effect of distance on the ownership structure is straightforward. As the value of local knowledge increases in distance we expect joint ventures to be more likely if distance is large. However, there is a countervailing effect due to the possibility of technology spillovers that hampers joint ventures in high tech industries.

¹⁴Branstetter et al. (2005) show that firms transfer more technology as intellectual property rights increase. Alfaro et al. (2005) try to capture information and market frictions by a parameter called distantness. It is constructed as the weighted average of the distances from the capital city of one country to the capital cities of all other countries, using the respective GDP shares as weights. They show that distantness has a negative effect on capital flows, even if one controls for institutional quality of the destination country.

¹⁵Raff et al. (2005) show for Japanese data that firm characteristics such as business group membership and firm age increase the likelihood of FDI versus exports.

We find that production intensive sectors are more likely to operate a foreign business. Notably, this result is independent of the motive for foreign activities. Production intensive sectors benefit in two ways. Lacking market knowledge is less relevant for production intensive sectors while the cost advantage values more in production.

Standard models often examine a trade-off between exports and horizontal FDI trading transport costs against plant fixed costs. Our results suggest that there is an additional rationale for horizontal investments. Interestingly, horizontal FDI can also emerge if the foreign plant is built to exploit cheaper production costs. The intuition is that serving a foreign market turns out to be profitable if a joint venture partner already has a high stake in the project. Thereby, the investor also benefits from an efficiency gain that arises from aligning incentives at the partner's side. The interdependency of sector characteristics and the motive for foreign activities turns out to be crucial to this result.

Of course, our model is restrictive in the sense that it allows for sales either at home or abroad, not in both locations simultaneously. But this restriction makes our result even stronger as it indicates that an investor would be even more likely to let sales follow production if these sales would be additional to home sales.

The aim of our work is to provide testable hypotheses to explain investment patterns of multinational enterprises. Our contribution is to highlight interdependencies between sectors and entry motives that might explain data on foreign direct investments.

Some points are left to future research. A multinational investor certainly gains experience from foreign activities. In that sense her costs of control vary over time. To investigate how firms' abilities change over time is an interesting task for future research that might explain dynamic patterns of multinational activities.

References

- Alfaro, L., Kalemli-Ozcan, S., and Volosovych, V. (2005). Capital flows in a globalized world: The role of policies and institutions. *NBER Working Paper No. 11696*.
- Antràs, P. (2003). Firms, contracts, and trade structure. *Quarterly Journal of Economics*, 118(4):1375–1418.
- Braconier, H., Norbäck, P.-J., and Urban, D. (2005). Multinational enterprises and wage costs. *Journal of International Economics*, 67(2):446–470.
- Brainard, S. L. (1997). An empirical assessment of the proximity-concentration trade-off between multinational sales and trade. *American Economic Review*, 87(4):520–544.
- Branstetter, L., Fisman, R., and Foley, C. F. (2005). Do stronger intellectual property rights increase international technology transfer? Empirical evidence from U.S. firm level data. *NBER Working Paper No. 11516*.
- Buch, C. M., Kleinert, J., Lipponer, A., and Toubal, F. (2005). Determinants and effects of foreign direct investment: evidence from German firm-level data. *Economic Policy*, 20(41):52–110.
- De Santis, R. A. and Stähler, F. (2004). Endogenous market structures and the gains from foreign direct investment. *Journal of International Economics*, 64(2):545–565.
- Desai, M. A., Foley, C. F., and Hines, Jr, J. R. (2004). The costs of shared ownership: Evidence from international joint ventures. *Journal of Financial Economics*, 73(2):323–374.
- Eicher, T. and Kang, J. W. (2005). Trade, foreign direct investment or acquisition: Optimal entry modes for multinationals. *Journal of Development Economics*, 77(1):207–228.
- Grossman, G. M. and Helpman, E. (2003). Outsourcing versus fdi in industry equilibrium. *Journal of the European Economic Association*, 1(2-3):317–327.
- Grossman, G. M. and Helpman, E. (2004). Managerial incentives and the international organization of production. *Journal of International Economics*, 63:237–262.
- Grossman, S. J. and Hart, O. D. (1986). The costs and benefits of ownership: A theory of vertical and lateral integration. *The Journal of Political Economy*, 94(4):691–719.
- Hanson, G. H., Mataloni, jr, R. J., and Slaughter, M. J. (2003). Vertical production networks in multinational firms. *NBER Working Paper No. 9723*.

- Head, K. and Mayer, T. (2004). Market potential and the location of Japanese investment in the European Union. *Review of Economics and Statistics*, 86(4):959–972.
- Hummels, D., Ishii, J., and Yi, K.-M. (2001). The nature and growth of vertical specialization in world trade. *Journal of International Economics*, 54(1):75–96.
- Lin, C.-C. S. and Png, I. (2003). Monitoring costs and the mode of international investment. *Journal of Economic Geography*, 3(3):261 – 274.
- Louri, H., Loufir, R., and Papanastassiou, M. (2002). Foreign investment and ownership structure: An empirical analysis. *Empirica*, 29:31–45.
- Marin, D. (2005). A new international division of labor in Europe: Outsourcing and offshoring to Eastern Europe. *Munich Economics - Discussion paper*, 17.
- Markusen, J. R. (2002). *Multinational firms and the theory of international trade*. The MIT Press.
- Müller, T. and Schnitzer, M. (2006). Technology transfer and spillovers in international joint ventures. *Journal of International Economics*, forthcoming.
- Nakamura, M. and Xie, J. (1998). Nonverifiability, noncontractability and ownership determination models in foreign direct investment, with an application to foreign operations in Japan. *International Journal of Industrial Organization*, 16:571–599.
- Norbäck, P.-J. (2001). Multinational firms, technology and location. *Journal of International Economics*, 2(54):449–469.
- Raff, H., Ryan, M., and Stähler, F. (2005). Asset ownership and foreign-market entry. *CESifo Working Paper No. 1676*.
- Rauch, J. E. (2001). Business and social networks in international trade. *Journal of Economic Literature*, 39(4):1177–1203.
- Smarzynska, J. B. (2004). Does foreign direct investment increase the productivity of domestic firms? In search of spillovers through backward linkages. *American Economic Review*, 94(3):605–627.
- UNCTAD (2005). World investment report 2005. *United Nations Conference on Trade and Development*.
- Yeaple, S. R. (2003). The complex integration strategies of multinationals and cross country dependencies in the structure of foreign direct investment. *Journal of International Economics*, 60(2):293–314.

A Appendix

A.1 National firm

The maximization problem of a national firm yields the following optimal effort levels.

$$p_1^* = \beta^{\frac{1+\beta(1-\gamma)}{2}} (1-\beta)^{\frac{(1-\beta)(1-\gamma)}{2}} \gamma^{\frac{\gamma}{2}} (1-\gamma)^{\frac{2-\gamma}{2}} \quad (22)$$

$$m_1^* = \beta^{\frac{\beta(1-\gamma)}{2}} (1-\beta)^{1+\frac{(1-\beta)(1-\gamma)}{2}} \gamma^{\frac{\gamma}{2}} (1-\gamma)^{\frac{2-\gamma}{2}} \quad (23)$$

$$t_1^* = \beta^{\frac{\beta(1-\gamma)}{2}} (1-\beta)^{\frac{(1-\beta)(1-\gamma)}{2}} \gamma^{\frac{1+\gamma}{2}} (1-\gamma)^{\frac{1-\gamma}{2}} \quad (24)$$

A.2 Joint ventures

The optimal effort levels in case of a joint venture result from the respective maximization problem of the partner and the investor.

The optimal effort levels in case of JV HDI are:

$$\begin{aligned} t_1^* &= S [(1-\alpha)(1-\gamma)]^{\frac{1-\gamma}{2}} \left[\alpha \frac{\gamma}{1+d} \right]^{\frac{1+\gamma}{2}} (\delta\beta)^{\frac{\beta(1-\gamma)}{2}} (1-\beta)^{\frac{(1-\beta)(1-\gamma)}{2}} \\ p_2^* &= S [(1-\alpha)(1-\gamma)]^{\frac{2-\gamma}{2}} \left[\alpha \frac{\gamma}{1+d} \right]^{\frac{\gamma}{2}} (\delta\beta)^{\frac{1+\beta(1-\gamma)}{2}} (1-\beta)^{\frac{(1-\beta)(1-\gamma)}{2}} \\ m_2^* &= S [(1-\alpha)(1-\gamma)]^{\frac{2-\gamma}{2}} \left[\alpha \frac{\gamma}{1+d} \right]^{\frac{\gamma}{2}} (\delta\beta)^{\frac{\beta(1-\gamma)}{2}} (1-\beta)^{\frac{1+(1-\beta)(1-\gamma)}{2}} \end{aligned}$$

Optimal effort levels in case of JV Exports are:

$$\begin{aligned} p_1^* &= S \alpha^{\frac{\beta(1-\gamma)+\gamma+1}{2}} \beta^{\frac{1+\beta(1-\gamma)}{2}} [(1-\alpha)(1-\beta)]^{\frac{(1-\beta)(1-\gamma)}{2}} \left(\frac{\gamma}{1+d} \right)^{\frac{\gamma}{2}} (1-\gamma)^{\frac{2-\gamma}{2}} \\ m_2^* &= S \alpha^{\frac{\gamma+\beta(1-\gamma)}{2}} \beta^{\frac{\beta(1-\gamma)}{2}} [(1-\alpha)(1-\beta)]^{\frac{1+(1-\beta)(1-\gamma)}{2}} \left(\frac{\gamma}{1+d} \right)^{\frac{\gamma}{2}} (1-\gamma)^{\frac{2-\gamma}{2}} \\ t_1^* &= S \alpha^{\frac{\beta(1-\gamma)+\gamma+1}{2}} \beta^{\frac{\beta(1-\gamma)}{2}} [(1-\alpha)(1-\beta)]^{\frac{(1-\beta)(1-\gamma)}{2}} \left(\frac{\gamma}{1+d} \right)^{\frac{1+\gamma}{2}} (1-\gamma)^{\frac{1-\gamma}{2}} \end{aligned}$$

Optimal effort in case of JV VDI levels are:

$$\begin{aligned} p_2^* &= \alpha^{\frac{1-\beta(1-\gamma)}{2}} [(1-\alpha)\delta\beta]^{\frac{1+\beta(1-\gamma)}{2}} (1-\beta)^{\frac{(1-\beta)(1-\gamma)}{2}} \left(\frac{\gamma}{1+d} \right)^{\frac{\gamma}{2}} (1-\gamma)^{\frac{2-\gamma}{2}} \\ m_1^* &= \alpha^{\frac{2-\beta(1-\gamma)}{2}} ((1-\alpha)\delta\beta)^{\frac{\beta(1-\gamma)}{2}} (1-\beta)^{\frac{1+(1-\beta)(1-\gamma)}{2}} \left(\frac{\gamma}{1+d} \right)^{\frac{\gamma}{2}} (1-\gamma)^{\frac{2-\gamma}{2}} \\ t_1^* &= \alpha^{\frac{2-\beta(1-\gamma)}{2}} ((1-\alpha)\delta\beta)^{\frac{\beta(1-\gamma)}{2}} (1-\beta)^{\frac{(1-\beta)(1-\gamma)}{2}} \left(\frac{\gamma}{1+d} \right)^{\frac{1+\gamma}{2}} (1-\gamma)^{\frac{1-\gamma}{2}} \end{aligned}$$

A.3 Production cost advantages - Low technology goods

A.3.1 Proof of Lemma 1

JV HDI yields more profits for the investor if condition 25 is fulfilled.¹⁶

$$\underbrace{(1 + \beta)\beta^\beta(2 - \beta)^{2-\beta}}_{:=h(\cdot)} < 2 \quad (25)$$

The equation holds with equality for $\tilde{\beta} \approx 0.4471$. We name the left hand side $h(\cdot)$ to further investigate its behavior. The function h has a local extremum β_{ex} which is implicitly defined by

$$\underbrace{(1 + \beta) \ln \left(\frac{2 - \beta}{\beta} \right)}_{:=g(\cdot)} = 1. \quad (26)$$

Numerical approximation delivers the solution $\beta_{ex} \approx 0.7167$ which is unique in the relevant parameter because $g(\cdot)$ strictly decreases in $\beta \in (0, 1)$. Hence, the function h is decreasing for $\beta \in (0, \beta_{ex})$ and is increasing for $\beta \in (\beta_{ex}, 1)$. Note that $h(\cdot)$ is continuous. We conclude that $\tilde{\beta} \approx 0.4471$ is the only point in which the investor is indifferent between JV HDI and JV VDI. Employing $\lim_{\beta \rightarrow 1} h(\cdot) = 2$ and $\lim_{\beta \rightarrow 0} h(\cdot) = 4$ it follows that $h(\cdot) > 2$ if $0 < \beta < \tilde{\beta}$, and $h(\cdot) < 2$ if $\tilde{\beta} < \beta < 1$.

A.3.2 Proofs of Result 1

(i) The critical production cost advantage depends on the mode of organization and thus on distance d . In case of WOS, WOS VDI dominates all other forms and $\hat{\delta}_{WOS} = 1 + d$. In case of JV, we need to consider JV HDI and JV VDI. One can show that both derivatives $\frac{d\tilde{\delta}_{JV}}{d\beta}$ are negative.

$$\tilde{\delta} = \begin{cases} \tilde{\delta}_{WOS}, & d \leq \tilde{d} \\ \tilde{\delta}_{JV}, & d > \tilde{d} \end{cases} \quad \tilde{\delta}_{JV} = \begin{cases} 2^{1/\beta}, & \beta \geq \tilde{\beta} \\ \left(\frac{4}{\beta^\beta(1+\beta)(2-\beta)^{2-\beta}} \right)^{1/\beta}, & \beta < \tilde{\beta} \end{cases}$$

(ii) No exports take place. National always dominates WOS Export because of the non-negativity constraint on d . National dominates JV Export. The reason is that the joint profits of the investor and the partner never exceed national profits because both face the same cost structure. Hence,

$$\Pi_{Nat}^* \geq \Pi_{JV \text{ Export}}^{1*} + \Pi_{JV \text{ Export}}^{2*}$$

¹⁶Technology intensity γ is assumed to be zero.

As $\alpha < 1$ is needed to generate joint venture revenues it follows that National leads to higher profits for the investor.

(iii) Conditional on foreign activities we can calculate the critical distance \tilde{d} above which joint ventures dominate WOS VDI. We find that $\tilde{d} = \tilde{\delta} - 1$ and it follows directly that \tilde{d} decreases in β .

(iv) The result is a reformulation of Lemma 1.

A.4 Market advantages - Low technology goods

A.4.1 Proof of Lemma 2

The investor chooses JV HDI over JV Export if:

$$\underbrace{(2 - \beta)(1 - \beta)^{(1-\beta)}(1 + \beta)^{1+\beta}}_{:=i(\cdot)} < 2.$$

Note that the left hand side of the equation, labeled by $i(\cdot)$, is symmetric to $h(\cdot)$. Hence, $\hat{\beta} = 1 - \tilde{\beta}$ (uniquely) solves the above equation with equality in the relevant parameter space. Furthermore, it follows that $i(\cdot) < 2$ if $0 < \beta < \hat{\beta}$ and $i(\cdot) > 2$ if $\hat{\beta} < \beta < 1$.

A.4.2 Proofs of Result 2

(i) For $S > \sqrt{2}$ JV HDI is better than National. The critical foreign market advantage depends on the mode of organization and thus on distance d . The critical distance that separates WOS from JV depends on β .

$$\hat{S} = \begin{cases} \hat{S}_{WOS}, & d \leq \hat{d} \\ \hat{S}_{JV}, & d > \hat{d} \end{cases} \quad \hat{d} = \begin{cases} 2^{\frac{1}{1-\beta}} - 1, & \beta \leq \hat{\beta} \\ \left(\frac{4}{(2-\beta)(1-\beta)^{1-\beta}(1+\beta)^{1+\beta}} \right)^{\frac{1}{1-\beta}} - 1, & \beta > \hat{\beta} \end{cases}$$

The critical market advantage \hat{S} to induce foreign sales in the case of WOS Export is $\hat{S}_{WOS} = (1+d)^{\frac{1-\beta}{2}}$. If WOS is optimal, \hat{S} obviously increases in d and β .

In the case of Joint Ventures the critical market advantage is:

$$\hat{S}_{JV} = \begin{cases} \sqrt{2}, & \beta \leq \hat{\beta} \\ \sqrt{\frac{4}{(2-\beta)(1-\beta)^{1-\beta}(1+\beta)^{1+\beta}}}, & \beta > \hat{\beta} \end{cases}$$

Next, we show that \hat{S}_{JV} (weakly) decreases in β . For $\beta \leq \hat{\beta}$ the first derivative is zero. For $\beta > \hat{\beta}$ we

derive $\frac{d\hat{S}_{JV}}{d\beta}$. The derivative is smaller zero. To see this we need that $\left(-1 + (2 - \beta) \ln \frac{1+\beta}{1-\beta}\right) > 0, \forall \beta \in (\hat{\beta}, 1)$ which can be shown investigating the slope of the term.

(ii) WOS VDI and JV VDI are never optimal. In case of WOS VDI the necessary condition is $d < 0$. JV VDI never occurs as $(1 + \beta)(2 - \beta)^{(2-\beta)} > 4$ does not hold for $\beta \in (0, 1)$.

(iii) The proof is analogous to the case of production cost advantages as \tilde{d} and \hat{d} are symmetric with respect to $\beta = 1/2$.

(iv) The result is a reformulation of Lemma 2.

A.5 Joint effects - Low technology goods

(i) In case of WOS HDI one can always find a combination of S and δ such that foreign sales and foreign production are optimal which can be seen by investigating the conditions derived in Section 3.2. In case of joint ventures the investor prefers JV HDI over JV VDI if

$$\frac{1}{2}(1 + \beta)\beta^\beta(2 - \beta)^{2-\beta} < S^2 .$$

The investor prefers JV HDI over JV Export if

$$\frac{1}{2}(2 - \beta)(1 - \beta)^{(1-\beta)}(1 + \beta)^{1+\beta} < \delta^\beta .$$

In both cases one can find a combination of S and δ for a given β .

(ii) We substitute δ and θS by a new parameter k . In that way $\theta > 1$ represents which foreign advantage dominates the other. The relevant space for k is $k > \theta$ which follows from $S > 1$.

The lines separating WOS sales and WOS production are $k = \theta(1 + d)^{(1-\beta)/2}$ and $k = 1 + d$, respectively. We calculate the intersection point $(d_{ps}, k_{ps}) = (\theta^{2/(1+\beta)} - 1, \theta^{2/(1+\beta)})$. If the market advantage equals the production advantage $(d_{ps}, k_{ps}) = (0, 0)$. Obviously, WOS sales is concave and no WOS VDI is possible in that case.

Next, we analyze under which circumstances there is scope for JV Export. Therefore, we need that the line separating JV HDI from JV Export is above the one separating JV Export from National. The necessary condition reads as:

$$4^{\frac{1+\beta}{2\beta}}((2 - \beta)(1 - \beta)^{1-\beta}(1 + \beta)^{1+\beta})^{\frac{2+\beta}{2\beta}} > \theta$$

It follows that JV Export is not implemented if $\theta \geq 2$. It always exist d such that JV dominates WOS. As the left hand side is smaller than 1 for $\beta < 0.7758$, JV Export are only chosen for high β .

(iii) In order to observe JV VDI, there must be a region in which JV VDI dominates National and JV HDI. This condition implies

$$\left(\frac{2^{4+\beta}}{((1+\beta)\beta^\beta(2-\beta)^{(2-\beta)})^{2+\beta}} \right)^{\frac{1}{2\beta}} < \theta$$

From the above equation we see that θ has to be large to make JV VDI a viable option. It follows that no JV VDI occurs if $\theta < 2$. The first derivative of the left hand side with respect to β is negative if

$$\frac{2}{\beta} \ln\left(\frac{(1+\beta)\beta^\beta(2-\beta)^{2-\beta}}{4}\right) + (2+\beta) \left(\frac{-1}{1+\beta} \ln\left(\frac{2-\beta}{\beta}\right) \right) < 0$$

Note, that $(1+\beta)\beta^\beta(2-\beta)^{2-\beta}$ equals $h(\cdot)$ as labeled in A.3.1. We know that $h(\cdot) < 4$. It follows that $\ln(\frac{\%1}{4})$ is negative. It is easy to see that

$$\frac{2}{\beta} \underbrace{\ln\left(\frac{\%1}{4}\right)}_{<0} + (2+\beta) \underbrace{\left(\frac{-1}{1+\beta} \ln\left(\frac{2-\beta}{\beta}\right) \right)}_{<0} < 0$$

Hence, the likelihood of JV VDI decreases in β .

A.6 Impact of technology

(i) First, we look at production cost advantages and set $S = 1$. We restrict ourselves to $\beta(1-\gamma) - \gamma > 0$ as no Joint Venture would occur otherwise. It follows that $\gamma < \frac{\beta}{1+\beta}$, and for $\beta \in (0, 1)$ that $\gamma < 1/2$. JV HDI dominates WOS VDI if distance d is greater than \tilde{d} which is defined by

$$(1 + \tilde{d})^{\beta(1-\gamma)-\gamma} = \frac{4}{(1-\gamma)^{1-\gamma}(1+\gamma)^{1+\gamma}(2-\gamma)}.$$

The first derivative of the critical distance $\partial\tilde{d}/\partial\gamma$ is positive if

$$\frac{(1+\beta) \ln(\frac{4}{\%1})}{(\beta(1-\gamma) - \gamma)} + \ln(1-\gamma) - \ln(1+\gamma) + \frac{1}{2-\gamma} > 0,$$

where $\%1 = (1-\gamma)^{1-\gamma}(1+\gamma)^{1+\gamma}(2-\gamma)$. We can show that the above equation holds for $\gamma < 1/2$ by investigating minimum values of the left hand side.

In case of JV VDI \tilde{d} also increases in γ . JV VDI dominates WOS VDI if distance d is greater than \tilde{d} which

is given by

$$(\tilde{d} + 1)^{\rho - \gamma} = \frac{4}{(2 - \rho)^{(2 - \rho)}(1 + \rho)\rho^\rho}$$

where $\rho := \beta(1 - \gamma)$. We have already shown that

$$\left(\frac{4}{(2 - \rho)^{(2 - \rho)}(1 + \rho)\rho^\rho} \right)^{\frac{1}{\rho}}$$

decreases in ρ . Furthermore, it is true that $\left(\frac{4}{(2 - \rho)^{(2 - \rho)}(1 + \rho)\rho^\rho} \right) > 1$. As we increase γ we decrease ρ . This leads to an increase of the critical distance \tilde{d} .

The proofs in case of market advantages ($\delta = 1$) are analogous to the once above if we replace the weight on production $\beta(1 - \gamma)$ by the weight on marketing $(1 - \beta)(1 - \gamma)$.

(ii) We show that joint ventures become less attractive as compared to National if γ increases. In (iii) we show that JV is never optimal for for $\gamma > 1/2$.

JV HDI dominates National if

$$S^2 \delta^{\beta(1 - \gamma)} > \underbrace{\frac{4(1 + d)^\gamma}{(1 - \gamma)^{1 - \gamma}(1 + \gamma)^{1 + \gamma}(2 - \gamma)}}_{:=s(\cdot)}$$

JV HDI is not profitable if $d \leq 1$ as WOS HDI dominates JV HDI in that case. The left hand side (weakly) decreases in γ , making JV HDI less likely. The right hand side of the above equation increases in γ , also making JV HDI less likely. The necessary condition is

$$\begin{aligned} & \frac{\partial s(\cdot)}{\partial \gamma} > 0 \\ \Rightarrow \ln \left(\frac{1 - \gamma}{1 + \gamma} \right) + \frac{1}{2 - \gamma} + \ln(1 + d) & > 0 \end{aligned}$$

The equation holds for $d \geq 1$ and $\gamma < 0.53$. Hence, JV HDI becomes less likely as the importance of technology γ increases in the relevant cases.

JV Export dominates National if

$$S^2 > \underbrace{\frac{4(1 + d)^\gamma}{\rho^\rho(2 - \rho)^{(2 - \rho)}(1 + \rho)}}_{:=v(\cdot)},$$

where $\rho = (1 - \beta)(1 - \gamma)$. The right hand side, named $v(\cdot)$, increases in γ , i.e. a higher foreign advantage

is needed in order to make JV Export better than National. The crucial condition is

$$(1 - \beta) \ln(\rho) - (1 - \beta) \ln(2 - \rho) + \frac{1 - \beta}{1 + \rho} + \ln(1 + d) > 0$$

Exploiting the two limitations $d > 1$ and $\rho > \gamma$, it can be shown that the above equation holds.

The proof for JV VDI is analogous to JV Export replacing $\rho := (1 - \beta)(1 - \gamma)$ with $\rho_2 := \beta(1 - \gamma)$ which reflects the weight on the production activity.

(iii) Joint ventures are never optimal if $\gamma > 0.5$ because for each JV there exists at least one WOS that pays strictly higher profits to the investor. Each joint venture is dominated by its respective WOS.

JV Export dominates WOS Export if

$$\begin{aligned} & (1 + d)^{(1-\beta)(1-\gamma)-\gamma} (1 + (1 - \beta)(1 - \gamma)) \\ & ((1 - \beta)(1 - \gamma))^{((1-\beta)(1-\gamma))} (2 - (1 - \beta)(1 - \gamma))^{(2-(1-\beta)(1-\gamma))} > 4 \end{aligned}$$

Using maximum values on the left hand side we are left to show that

$$(1 + (1 - \beta)(1 - \gamma))(2 - (1 - \beta)(1 - \gamma))^2 > 4$$

never holds. The solutions to the polynomial w.r.t. γ , 1 and $\frac{\beta+2}{\beta+1}$, are both out of $(0, 1)$. By plugging numbers it follows that WOS Export is better than JV Export for $\gamma \in (\frac{1}{2}, 1)$.

The proofs for VDI and HDI are analogously.

(iv) The first derivatives of the investor's optimal ownership shares with respect to technology intensity γ $\frac{d\alpha_{JV\text{ Export}}^*}{d\gamma} = 1/2(1 - \beta)$, $\frac{d\alpha_{JV\text{ VDI}}^*}{d\gamma} = 1/2\beta$, and $\frac{d\alpha_{JV\text{ HDI}}^*}{d\gamma} = 1/2$ are all greater than zero.