


NON-CFC REFRIGERANTS; FIRST AND SECOND LAW EFFICIENCIES

SIA CHEE KIONG

UNIVERSITI TEKNOLOGI MALAYSIA

PERPUSTAKAAN KUI TTHO



3 0000 00117407 1

UNIVERSITI TEKNOLOGI MALAYSIA

BORANG PENGESAHAN STATUS TESIS*JUDUL: CFC REFRIGERANTS; FIRST AND SECOND LAW EFFICIENCIES

SESI PENGAJIAN: 2003/2004

Saya SIA CHEE KIONG
(HURUF BESAR)

mengaku membenarkan tesis (PSM/Sarjana/Doktor Falsafah)* ini disimpan di Perpustakaan Universiti Teknologi Malaysia dengan syarat-syarat kegunaan seperti berikut:


1. Tesis adalah hakmilik Universiti Teknologi Malaysia
2. Perpustakaan Universiti Teknologi Malaysia dibenarkan membuat salinan untuk tujuan pengajian sahaja.
3. Perpustakaan dibenarkan membuat salinan tesis ini sabagai pertukaran antara institusi pengajian tinggi.
4. **Sila tandakan (✓)

SULIT (Mengandungi maklumat yang berdarjah keselamatan atau kepentingan Malaysia seperti yang termaktub di dalam (AKTA RAHSIA RASMI 1972)

TERHAD (Mengandungi maklumat TERHAD yang telah ditentukan oleh organisasi/badan di mana penyelidikan dijalankan)

TIDAK TERHAD

Disahkan oleh;


 (TANDATANGAN PENULIS)


 (TANDATANGAN PENYELIA)


Alamat tetap:
709A LORONG 4F
TAMAN MALIHAIH
93050 KUCHING
SARAWAK


DR NORMAH MOHD GHAZALI
 Nama Penyelia

Tarikh: 27 MARCH 2004Tarikh: 29 MARCH 2004

- CATATAN:
- * Potong yang tidak berkenaan.
 - ** Jika tesis ini SULIT atau TERHAD, sila lampirkan surat daripada pihak berkuasa/organisasi berkenaan dengan menyatakan sekali sebab dan tempoh tesis ini perlu dikelaskan sebagai SULIT atau TERHAD.
 - ◆ Tesis dimaksudkan sebagai tesis bagi Ijazah Doktor Falsafah dan Sarjana secara penyelidikan, atau disertasi bagi pengajian secara kerja kursus dan penyelidikan, atau Laporan Projek Sarjana Muda (PSM).

"Saya akui bahawa saya telah membaca karya ini dan pada pandangan saya karya ini adalah memadai dari segi skop dan kualiti untuk tujuan penganugerahan ijazah Sarjana Kejuruteraan Mekanikal (Tulin)."

Tandatangan : 
Nama Penyelia I : Dr Normah Mohd. Ghazali
Tarikh : 30 March 2004

Tandatangan : 
Nama Penyelia II : Prof Amer Nordin Darus
Tarikh : 30 March 2004

NON-CFC REFRIGERANTS; FIRST AND SECOND LAW EFFICIENCIES

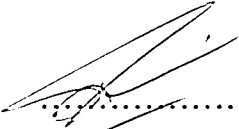
SIA CHEE KIONG

Laporan projek ini dikemukakan
Sebagai memenuhi sebahagian daripada syarat
penganugerahan ijazah Sarjana Kejuruteraan Mekanikal

Fakulti Kejuruteraan Mekanikal
Universiti Teknologi Malaysia

MARCH, 2004

“ Saya akui karya ini adalah hasil kerja saya sendiri kecuali nukilan dan ringkasan yang tiap-tiap satunya telah saya jelaskan sumbernya”.

Tandatangan : 

Nama Penulis : SIA CHEE KIONG

Tarikh : 27 MARCH 2004

Specially dedicated to the ones I love, my family, friends and companion.

ACKNOWLEDGEMENTS

A very big thank to my supervisors Dr Normah Mohd Ghazali and Professor Amer Nordin Darus for they unending guidance to me until to the completion to my thesis. They support was a motivation for me to perform better.

I would like to take this opportunity to thank my family, girlfriend, and classmate, housemate, who have been by my side throughout this time for their friendship, loyalty and support. They were indeed the catalyst for me to perform better.

Finally, I would like to thank God for his continuous blessings upon my life and in my work. Praise be to God whom all blessing flow.

ABSTRACT

Concern about the ozone depletion and green house effects caused by refrigerants have initiated and continued studies into more environmentally friendly refrigerants. This study looked into the performance of these refrigerants in terms of second law efficiency, COP, irreversibility, and discharge temperature. A program based on Visual Basic has been developed that can quantify the parameters above and this can be used to guide industrialists in their efforts to build or retrofit systems with new refrigerants. Results from the simulation have shown that R134a is potentially good as a replacement for R12, R402a for R502, and R407c for R22.

ABSTRAK

Penipisan lapisan ozon dan kesan rumah hijau yang disebabkan oleh bendalir penyejuk telah menyebabkan kajian terhadap bendalir penyejuk yang lebih cintai alam dimulakan dan diteruskan. Kajian ini difokuskan pada prestasi bendalir penyejuk dari segi *second law efficiency*, *COP*, *irreversibility* dan *discharge temperature*. Program yang ditulis dengan menggunakan perisian Visual Basic telah pun dibangunkan untuk mengkuantitatifkan parameter yang tertera diatas. Perisian ini boleh digunakan untuk membimbing para industrilis dalam usaha membangun bendalir penyejuk yang baru. Keputusan yang diperolehi dari simulasi menunjukkan R134a berpotensi menggantikan R12 manakala R402a untuk R502 dan R407c untuk R22.

CONTENTS

CHAPTER	CONTENTS	PAGE
	DECLARATION	ii
	DEDICATION	iii
	ACKNOWLEDGEMENTS	iv
	ABSTRACT	v
	ABSTRAK	vi
	TABLE OF CONTENT	vii
	LIST OF TABLES	x
	LIST OF FIGURES	xi
	LIST OF SYMBOLS	xiii
	LIST OF APPENDICES	xiv
CHAPTER I	INTRODUCTION	1
	1.1 Ozone depleting and global warming effects	2
	1.1.1 Ozone depleting effects	2
	1.1.2 Global warming effects	3
	1.1.3 Total equivalent warming index	3
	1.2 Background	4

CHAPTER II	THEORY AND FORMULATION	8
2.1	Refrigerant cycle	
2.2	Ideal vapor compression cycle	9
2.3	Ideal vapor compression cycle	9
2.4	Total irreversibility	11
2.5	Second law efficiency	15
2.6	Programming	17
2.6.1	Visual Basic 6.0	17
CHAPTER III	ALTERNATIVE REFRIGERANT	20
3.1	Substitution of the alternative refrigerant	20
3.2	Characteristics of working fluids for refrigeration applications	21
3.2.1	Fully halogenated chlorofluorocarbon (CFC)	21
3.2.2	Partially halogenated chlorofluorocarbons (HCFC)	21
3.2.3	Halons	22
3.2.4	Hydrofluorocarbons (HFC)	22
3.2.5	Fluoroiodocarbons (FIC)	22
3.2.6	Hydrocarbons	23
3.2.7	HFCs and HFC blends	23
3.2.8	HCFCs and HCFC blends	24
3.2.9	Ammonia and hydrocarbons (HCs)	25

3.2.10	Other substitutes	26
3.3	Blends and mixtures	29
3.3.1	Azeotropes	29
3.3.2	Near-azeotropes	30
3.3.3	Zeotropes	30
CHAPTER IV	RESULTS AND DISCUSSION	32
4.0	Comparison difference working fluids	32
4.1	Coefficient Of Performance (COP)	33
4.1.1	Compression Ratio	35
4.2	Second law efficiency	36
4.3	Total irreversibility	38
4.4	Relationship of pressure and temperature	40
4.1	Discharge temperature	41
CHAPTER V	CONCLUSION	43
	Bibliography	44
	Appendix A (Thermodynamic properties of refrigerants)	47
	Appendix B (Interfaces of software)	110

LIST OF TABLE

TABLE	TITLE	PAGE
3.2	Refrigeration properties of CFC alternative	28
4.1	The banned refrigerant and the substitutes that been compared	33

LIST OF FIGURES

FIGURE NO.	TITLE	PAGE
2.1	T-s diagram of an ideal vapor – compression refrigerant cycle	10
2.2	Schematic of a refrigerator where $T_A > T_H$ and $T_L > T_B$	11
2.3	Schematic of the equipment and a T-s diagram for a vapor compression refrigeration cycle	12
2.4	Programming flow chart	18
3.1	Application range of HFCs and HFC blends	24
3.2	Application range of HCFCs and HCFC blends	25
3.3	Application range of halogen free refrigerant	26
3.4	General survey of the alternative refrigerant	27
4.1	COP vs condensing pressure for R12, R401a and R134a	34
4.2	COP vs condensing pressure for R22, R407c	34
4.3	COP vs condensing pressure for R402a, R402b and R502	35
4.4	Plot of second law efficiency vs pressure for R12 and the substitutes	36
4.5	Plot of second law efficiency vs pressure for R22 and R47c	37
4.6	Plot of second law efficiency vs pressure for R502 and the substitutes	37
4.7	Total irreversibility of R12, R401a and R134a	38
4.8	Total irreversibility of R22 and R407c	39
4.9	Total irreversibility of R502, R402a and R402b	39

4.10	Pressure against temperature for R134a, R12 and R401a	40
4.11	Pressure against temperature for R22 and R407c	41
4.12	Discharge temperature for R12 and the substitutes	42
4.13	Discharge temperature for R22 and R407	42

SYMBOLS

COP	Coefficient Of Performance
H	Enthalpy, $H=U+PV$
Δh_R	Enthalpy of reaction
Δh_f	Enthalpy of formation
h	Specific enthalpy,
I	Irreversibility
i	Specific irreversibility
m	Mass of substance
pe	Specific potential energy
q	Heat interaction per unit mass
S	Entropy
s	Specific entropy
T	Temperature
u	Specific internal energy
v	Specific volume
W	Work interaction; thermodynamic properties
ε	Energy of a particle; second law effectiveness
η	Efficiency
σ	Entropy production
σ_Q	Entropy production associated with heat transfer
Φ	Extensive closed system availability (exergy)
Φ_{tot}	Sum of thermodynamical and chemical availability
ϕ	Closed system availability per unit mass
ψ	Stream availability per unit mass
\equiv	Identity symbol

LIST OF APPENDIX

APPENDIX	TITLE	PAGE
A	Thermodynamic properties of refrigerants	47
B	Interfaces of the software	110

CHAPTER I

INTRODUCTION

1.0 Introduction

Chlorofluorocarbons (CFCs) are a class of chemical compounds containing chlorine and fluorine atoms. Their wide range of industrial and consumer product uses, however, were found to be causing significant damage to the ozone layer. Consequently, the manufacture and use of the CFCs that were causing the most damage was phased out through the 1990s. First discovered in 1930, a variety of CFC compounds known as Freons (a trademark of the E. I. Du Pont Corporation) were synthesized by chemists. Because these compounds are relatively inert (chemically stable), non-toxic, non-flammable, odourless, and inexpensive to produce, they were ideal for a variety of applications.

CFC-11 (trichloromonofluoromethane) and CFC-12 (dichlorodifluoromethane). Introduced in commercially in the year 1951, CFC-12 became very popular as a coolant in air conditioners, refrigerators, freezers, and as an expander to produce tiny bubbles in foam cups, food trays, and other products. CFCs were also used as propellants in aerosol products, such as hair spray or paint, and to clean computer chips and medical equipment.

1.1 Ozone depleting and global warming effects

The threat of ozone depletion and global warming is of very serious concern to mankind. Most refrigerants in use today contribute significantly to either or both of the effects. However, quantifying their effects is a difficult exercise with at least three main approaches; the Ozone Depletion Potential (ODP), Global Warming Potential (GWP), and Total Equivalent Warming Impact (TEWI). All of which is described by some numerical values based on some reference states. The computations of these indexes are complex and involve a large number of analytical, experimental and empirical data inputs. The practice will continue as more developed and sophisticated models are introduced. The numbers associated with each approach are continuously being revised with the availability of more data.

1.1.1 Ozone depleting effect

The presence of the ozone layer prevents the UV radiation from reaching the earth. The ozone depleting effect involves the reduction and/or removal of this thin layer, allowing the harmful UV radiation to reach the crops and the phyto-plankton of the oceans. Life on earth depends either directly or indirectly on these minute organisms with some of the consequences being an increase in the incidents of skin cancer, cataracts and impairment of the body's immune system. [17]

Both CFCs and halons (related chemicals which contain bromine) are chemically stable and can persist for many years in the atmosphere. Their eventual breakdown in the stratosphere releases halogens, with the CFCs releasing chlorine and the halons releasing bromine. These halogens break down the ozone layer without being destroyed. Thus, one halogen atom can breakdown thousands of molecules of ozone before it is finally removed from the atmosphere. The extent of the destruction very much depends on the type (Cl_2 or/and Br_2) and number of halogens being released, and its residence time in the atmosphere. A relative index, ODP, is assigned to a substance indicating the extent

to which it may cause ozone depletion, with CFC 11 used as the reference point having a value of 1. A substance with a given weight, having an ODP of 0.5 would mean that it would deplete half the ozone that the same weight of CFC 11 would.

1.1.2 Global Warming Effect

The global warming effect is the increased in the earth's temperature which is brought about by the absorption of long wave radiation by various gases present in the troposphere. The layer extends to about 15 km over the earth's surface with the gases behaving as an insulator. Under normal circumstances, the warming up effect raised the earth's temperature from as low as -18°C to acceptable living conditions. Natural concentrations of CO_2 and H_2O actually keep up the balance. However, a fraction change in this effect can significantly influence the wind flow pattern and subsequently the weather conditions. Continuous heating up of the earth's surface may have caused the increase in sea level and the melting of the ice caps. The extent of effects is described with the index GWP [17].

A refrigeration system releasing molecules of CFSs may have adverse long term effects on the environment depending on the length of time it stays in the atmosphere. The index GWP for different gases is based on CO_2 with R11 sometimes used as the reference gas. Since each has a GWP value of unity, it is important to mention the reference gas when using GWPs.

1.1.3 Total equivalent warming index

Another approach to describing the effects of CFCs is the concept of Total Equivalent Warming Index (TEWI). This last method involves the energy consumption of the equipment during its operation, which may also contribute to global warming. The

amount and type of blowing agent used in the insulation, the energy consumption over the system expected lifetime, and the contributions from the refrigerant itself are factors that must be taken into account. [17].

1.2 Background

Molina and Rowlands (1974) maintained that CFCs UV radiation in the stratosphere principally destroyed the ozone layer. The chlorine released in the high stratosphere encouraged the decomposition of ozone to oxygen allowing UV radiation to penetrate to lower altitudes. A constant CFC emission of 700,000 tonnes per year can deplete up to 3% of the ozone layer after a hundred years (Ho Man, 1987).

Starting from the mid seventies through the eighties, scientists have discovered an alarming decrease in ozone over Antarctica and Arctic during the winter months. The so-called ozone holes over both poles, which grew larger each year, were linked to CFCs released into the atmosphere. The CFCs slowly diffused into the stratosphere (upper atmosphere) and get partially broken down by sunlight releasing free radicals in the process. Studies have proven that these free radicals react with ozone.

The danger posed by CFCs had many countries, among them the United States, Sweden, Finland, Norway, and Canada, banning the use of CFC-11 in spray cans in the late 1970s. Then in September 1987, 24 developed nations signed the Montreal Protocol to cut production of five CFCs with additional agreements signed between 1990 and 2000. CFCs have been replaced by less stable CFC compounds and by non-CFC chemicals, which break down before they reach the stratosphere.

Puong, *et al* (1987) found that among the R21-DMETEG, R21-DMF, R22-DMETEG, and R22-DMF of fluorocarbon refrigerant, R21-DMETEG stands out as the most suitable solution for low temperature vapour absorption heat pump (VAHP) applications. Correlations are given for a quick estimation of COP and limiting generator

temperature. The performance characteristics compared are total heat output per unit solution flow rate, heating coefficient of performance (COP_h), second law efficiency and circulation ratio.

Vincent L. DiFiliippo (1989) illustrated HFC- 134a as a replacement for CFC-12 with a technical overview of converting reciprocating air conditioning and refrigeration systems to HFC-134a. Their study summarized HFC-134a land based and shipboard test results, as well as expanded on the technical developments experienced during the implementation process.

Wen-Lu Weng and Bin-Chang Huang (1995) used the Iwai-Margerum-Lu equation of state in their study of the thermodynamics performances of a variety of fluid circulating in an ideal heat pump cycle. Their evaluations were implemented at three operating conditions. Their result showed that the normal boiling point and the critical pressure of compounds are the key properties for selecting the thermodynamically proper working fluids. Several potential non-CFC compounds were suggested for the heat pumps with respect to each application depending on the compressor type.

I. L. Maclaine-cross and E. Leonardi (1995) in their paper mentioned that initially R290 could replace R22 while LPG mixtures can replace R12 and R134a. The halogen free refrigerant (R600a) gives the highest value of COP compared with other refrigerants such as R290, R12 and R134a. The market for R600a grew as new equipment exploits the advantages of its lower vapour pressure. The refrigerant has half the leakage, pressure loss, condenser pressure, and twice the heat transfer properties of R12 and R134a. Energy consumption savings is also achieved with R600a refrigeration systems.

S.M.Sami and P.J.Tulej,(1995) studied the comparative performance of ternary blends proposed as substitution for CFC-12. An experiment to evaluate the blend performance was set up, which includes a domestic refrigerator. The ternary blend

NARM-12 was found to consume 35% less energy than CFC-12, and exhibits shorter cycles at comparable pressure ratios than CFC-12.

A. Stegou, (1996) in his study of the thermodynamic properties formulations and heat transfer aspects for replacement refrigerant - R-123 and R-134a - stressed about analytical relations for the thermodynamic properties, enthalpy, entropy, and heat capacities at constant pressure and temperature of the replacement refrigerants R-123 and R-134a. The isentropic change in the particular fluids was also studied and a set of graphs were plotted to illustrate the dependence of these exponents on the pressure and temperature. The results are useful in efforts to improve the basic design as new refrigerants are being considered to replace the CFCs refrigerant.

S.B. Riffat, *et al* (1996) presented a review of the application of the main natural refrigerants for refrigeration and air conditioning systems as an alternative to synthetic new refrigerants (HFCs). The natural working fluids that have been studied are Air, H₂O, CO₂, NH₄, Hydrocarbons and etc. Their result showed the hydrocarbons give the better COP compared of CFCs refrigerant.

D. T. Ray, *et al* (1997) developed correlations for CFC-114 and HFC-236ea. The model was tested for a range of inlet condenser water temperatures and evaporator loads. The results are presented and compared with data provided by the Naval Surface Warfare Center (NSWC) in Annapolis, MD. Several recommendations to further improve the performance of HFC-236ea in Navy chillers were given. They include adjusting the load of the evaporator to achieve positive gauge pressure, use of a purge device, use of a variable speed compressor, further testing with azeotropic mixtures, and use of high performance tubes in the heat exchangers. The results yield additional insight as to the possible suitability of HFC-236ea as a drop-in substitute for CFC-114.

According to C. Aprea, *et al* (2002) found that the best results of the exergy analysis have been obtained using R22 followed by non-azeotropic substances. R22 performance was found to be consistently better than that of its candidate substitute, the