

A TRAINING MODEL OF AN AUTOMATED STORAGE AND
RETRIEVAL SYSTEM (AS/RS) WITH CUSTOMIZED
WAREHOUSE MANAGEMENT SYSTEM (WMS)

TEE KIAN SEK

UNIVERSITI TUN HUSSEIN ONN MALAYSIA

cn 103932

PERPUSTAKAAN UTHM



30000001973489

UNIVERSITI TUN HUSSEIN ONN MALAYSIA

BORANG PENGESAHAN STATUS TESIS*

JUDUL: **A Training Model of an Automated Storage and Retrieval System (AS/RS)**
With Customized Warehouse Management System (WMS)

SESI PENGAJIAN: 2006/2007

Saya TEE KIAN SEK
(HURUF BESAR)

mengaku membenarkan tesis (~~Sarjana Muda~~/Sarjana/~~Doktor Falsafah~~)* ini disimpan di Perpustakaan dengan syarat-syarat kegunaan seperti berikut:

1. Tesis adalah hakmilik Universiti Tun Hussein Onn Malaysia.
2. Perpustakaan dibenarkan membuat salinan untuk tujuan pengajian sahaja.
3. Perpustakaan dibenarkan membuat salinan tesis ini sebagai bahan pertukaran antara institusi pengajian tinggi.
4. **Sila tandakan (✓)

☐

SULIT

(Mengandungi maklumat yang berdarjah keselamatan atau kepentingan Malaysia seperti yang termaktub di dalam AKTA RAHSIA RASMI 1972)

☐


TERHAD

(Mengandungi maklumat TERHAD yang telah ditentukan oleh organisasi/badan di mana penyelidikan dijalankan)

☒

TIDAK TERHAD

Disahkan oleh:


(TANDATANGAN PENULIS)


(TANDATANGAN PENYELIA)

Alamat Tetap:

51, JALAN PERDANA 2/30, TAMAN
BUKIT PERDANA 2, 83000 BATU
PAHAT, JOHOR

PROF. MADYA DR. ZAINAL ALAM BIN HARON
(Nama Penyelia)

Tarikh: 28 MAY 2007

Tarikh: 28 MAY 2007

CATATAN:

*
**


Potong yang tidak berkenaan.

Jika tesis ini SULIT atau TERHAD, sila lampirkan surat daripada pihak berkuasa/organisasi berkenaan dengan menyatakan sekali tempoh tesis ini perlu dikelaskan sebagai atau TERHAD.

♦

Tesis dimaksudkan sebagai tesis bagi Ijazah doktor Falsafah dan Sarjana secara Penyelidikan, atau disertasi bagi pengajian secara kerja kursus dan penyelidikan, atau Laporan Projek Sarjana Muda (PSM).

"Saya/~~Kami~~ akui bahawa saya/~~kami~~ telah membaca karya ini dan pada pandangan saya/~~kami~~ karya ini adalah memadai dari segi skop dan kualiti untuk tujuan penganugerahan Ijazah Sarjana Kejuruteraan (Elektrikal)."

Tandatangan	: 
Nama Penyelia I	: <u>Prof. Madya Dr. Zairul Alam Bin Haron</u>
Tarikh	: <u>28 MAY 2007</u>

A Training Model of an Automated Storage and Retrieval System (AS/RS)
With Customized Warehouse Management System (WMS)

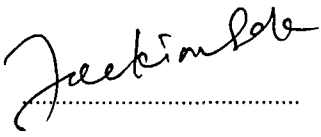
TEE KIAN SEK

A thesis submitted
In fulfillment of the requirements for the adward of the
Degree of Master of Engineering (Electrical)

Faculty of Electrical and Electronic Engineering
Universiti Tun Hussein Onn Malaysia

May, 2007

“No part of the study was covered by copyright. References of information obtained from other source are specially quoted, otherwise the rest of the information presented through this study is the sole work and experimentation carried out by the author”

Signature	:	
Author	:	TEE KIAN SEK
Date	:	9 May 2007

For my parents, wife and my newborn daughter.

Life becomes merrier with my baby, Chloe.

Wish all luck and happiness to them!

ACKNOWLEDGEMENT

It is a blessing that I can finish my study. All the way, I have been receiving warmness help and guide from the people around me. Special thank to P.M. Dr. Zainal Alam Bin Haron, whom as my academic adviser, has guided and shown me the wonder world in the research, with his friendly attitude, always encouraging me to approach him on many questions, not only limited to my study. Many thank to Mr. Fadzil Esa and Mr. Rosli Omar, whom have given me the convenience to approach all facilities available in the robotic laboratory. Lastly, I must thank my wife, Soon Chin Phong, for her support and encouragement.

ABSTRACT

AS/RS is a key industrial automation system that has drastically reduced the workforce needed to run a warehouse. Via a computer-controlled system, many intensive labour jobs are taken over by the system, including tediously moving and sorting heavy load from the minute of receiving until shipping to customers, intensive paperwork to record goods receiving and order receipts. Somehow, in real business, the system is always complex in the perspective of engineering considerations, depending on the nature of the business, tending to upgrading and modification from time to time. It is desirable that the engineering training curve would provide an engineer perspective in industry design concepts and contemporary technologies to the students, not in the operator prospective. This project is intended to develop a training model of AS/RS for the engineering students. The learning curves are provided through three levels in the system integration. The device level illustrates basic input and output devices that are carefully chosen. The controller level processes all input information from the input devices and host computer. The supervisory level implements graphic user interface for system monitoring and control for the operator. The training model also emphasizes in three design concepts, flexibility, expandability and modularity. Flexibility will allow a broad spectrum of application environments and extend application life. Expandability will allow application in areas not yet defined. Modularity will enhance modification and maintenance.

ABSTRAK

AS/RS merupakan satu sistem automasi yang penting dan mengurangkan tenaga pekerja yang ramai untuk beroperasi sebuah gudang. Dengan menggunakan kawalan komputer, banyak kerja buruh telah diambilalih, termasuk kerja-kerja pemindahan barang-barang dari saat penerimaan hingga penghantaran ke pelanggan serta mengurangkan beban kertas kerja penerimaan dan penghantaran. Namun, pada industri yang sebenar, sistem ini adalah rumit pada perpektif kejuruteraan dan amat bergantung kepada fungsi niaga. Dari masa ke masa, ia juga perlu dinaik-taraf dan diubah-suia. Pembelajaran ilmu kejuruteraan perlu dipandang di perspektif jurutera pada konsep-konsep rekabentuk dan teknologi terkini, bukannya di perspektif seorang operator. Di project ini, satu sistem pembelajaran AS/RS dibangunkan untuk pelajar-pelajar aliran kejuruteraan. Pembelajarannya dibentang dalam tiga peringkat. Peringkat peralatan menunjukan kegunaan dan pemilihan alat-alat perangsang dan aktuator. Peringkat kawalan akan memproses semua data daripada alat-alat perangsang dan komputer. Peringkat pengawasan menggunakan perantaraan muka grafik pengguna untuk kegunaan pengawasan dan kawalan di sisi operator. Sistem pembelajaran ini menekankan tiga konsep rekabentuk, iaitu kebolehlenturan, kebolehkembangan dan modulariti. Kebolehlenturan mempelbagaikan aplikasi dan memanjangkan hayat kebolehgunaan applikasi. Kebolehkembangan pula membenarkan applikasi pada bidang yang belum ditentukan. Modulariti menggalakan pengubahsuaian dan penyenglenggaraan.

CONTENTS

CHAPTER	ITEM	PAGE
	ACKNOWLEDGEMENT	iv
	ABSTRACT	v
	ABSTRAK	vi
	CONTENTS	vii
	LIST OF FIGURES	ix
	LIST OF APPENDICES	xii
1	THE INTRODUCTION	1
	1.1 Objective	3
	1.2 Research Scope	3
2	LITERATURE REVIEW	4
3	METHODOLOGY	9
	3.1 The System Flow	9
	3.2 Modular Design	12
	3.3 The Racking System And The WMS	13
	3.3.1 The Coordinate System of The Racking System	19

3.3.2	Software Planning of The Racking System	24
3.4	Material Handling System (MHS)	52
3.5	The Sorter Robot	53
3.6	Communication	56
4	RESULT AND DISCUSSION	58
4.1	The Device Level	59
4.2	The Controller Level	60
4.3	The Supervisory Level	61
5	CONCLUSION AND SUGGESTION	70
5.1	Future Works	71
	REFERENCE	73
	APPENDIX A	75
	APPENDIX B	82
	APPENDIX C	91

LIST OF FIGURES

FIGURE	ITEM	PAGE
2.1	Plan layout of a multi-product AS/RS serviced by RGVs [2]	6
3.1	The System Layout	10
3.2	The tray, the product and the product in the tray	14
3.3	The Rack in row and column	14
3.4	The Racking and SRM	15
3.5	X-Axis and Z-Axis	15
3.6	The SRM pneumatic end-effectors for storing/retrieving	16
3.7	The SRM: Home position and (X, Z) direction	16
3.8	The PLC and Pulse IO Board [12]	17
3.9	Pulse Output Wiring Diagram [12]	18
3.10	The Racking System Panel	18
3.11	The Rack Coordinate System: (X, Z)	19
3.12	The Coordinate System Table	19
3.13	Z-axis Drive and Gear Ratio	20
3.14	X-Axis Drive and Gear Ratio	21
3.15	The Timing Belt	21
3.16	Electronic Gear [15]	22
3.17	The Coordinate System in pulses number	24
3.18	ID Layer , Seq_No Layer and the data search sequence	26
3.19	Job-List	27
3.20	Memory Monitoring and Management	28

3.21	FinsGateway of Omron	29
3.22	Manual Mode	29
3.23	Manual Mode: X-Axis	30
3.24	Manual Mode: Z-Axis	31
3.25	Home Mode	32
3.26	Coordinate Teaching: X-axis	33
3.27	Coordinate Teaching: Z-Axis	34
3.28	Absolute Position Counter, X_abs and Z_abs	35
3.29	SRM Action Block, Job-List Block and Memory Block	37
3.30	The Timing Diagram of the SRM Action Block	37
3.31	Substances of SRM Action Block	39
3.32	Flow Chart of “Bridge” and “Storage”	40
3.33	Flow Chart of “Retrieval”	41
3.34	Flow Chart of Loading Sub	42
3.35	Flow Chart of Unloading Sub	43
3.36	Flow Chart of Store Sub	44
3.37	Flow Chart of Retrieve Sub	44
3.38	Job-List Block	45
3.39	Job-List Timing Chart	45
3.40	Memory Block	46
3.41	Timing Chart of Memory Block	46
3.42	Flow Chart of Bridge Mode in Memory Block	47
3.43	Flow Chart of Storage Mode in Memory Block	48
3.44	Flow Chart of Search_ID subroutine in Memory Block	49
3.45	Flow Chart of Retrieval Mode in Memory Block	50
3.46	Flow Chart of Memory_Manage in Memory Block	51
3.47	Function Blocks Interconnected	52
3.48	Material Handling Conveyor	53
3.49	Sorter Robot Interfacing with the MHS	54
3.50	Picking Point and Sorting Points A, B	54
3.51	Sorter Robot Program	55
3.52	Communication Layout	56
4.1	The WMS	62

4.2	Communication Address Setup	63
4.3	FinsGateway Service Manager	63
4.4	Manual and Home	65
4.5	Teaching Step Size	66
4.6	Action Mode	67
4.7	The Job-List	68
4.8	Memory Management	68

LIST OF APPENDICES

APPENDIX	ITEM	PAGE
A	INPUT/OUTPUT ASSIGNMENT OF THE RACKING SYSTEM	75
B	INPUT/OUTPUT ASSIGNMENT OF THE MHS SYSTEM	82
C	FINSGATEWAY (FGW) SETUP PROCEDURE	91

CHAPTER 1

INTRODUCTION

1.0 The Introduction

Computer Integrated Manufacturing (CIM) system is well-known as 1. Group Technology (GT), 2. Computer Aided Design and Manufacturing (CAD/CAM), 3. Flexible Manufacturing System (FMS), 4. Industrial Robot, 5. Automatic Warehouse [4]. Automated Storage and Retrieval System (AS/RS) is a computer-controlled system for depositing and retrieving goods from defined storage locations. AS/RS is importance to improve the efficiency of operation of a warehouse or a distribution centre. Automatic warehouse has drastically reduced the workforce required to run the business. Minimum labor workers are needed for tasks input via a computerized warehouse management system. These tasks include goods receiving, retrieving and dispatch processing. On goods arrival, the automation system is notified and the goods are properly identified using an identity device such as a barcode scanner or a magnetic tag. Thereby, the goods are taken by a material handling system (MHS), sortation system and automated cranes to an assigned storage location. Upon receipt of orders, the automation system is able to re-locate the goods immediately via a computer and retrieve the goods to a pick location. The automation will combine all

order information and assign picked goods into dispatch units. By sortation systems and the MHS, these dispatch units are move to outgoing trailers.

Typical AS/RS involve in goods receiving together with goods identifying process, storing and retrieving, sortation system, dispatching, a warehouse management system and personnel [1]. Technically, it can be seen that the system is an integration of multiple computer-controlled automations. Each automation serves for an assigned purpose, which may vary depending on the goods and the business. In general, it is a complex design involving modular system designs and integration system designs. The technologies applied for the system will evolve as new devices are invented, such as radio frequency identification (RFID). Consequently, for engineering instructors and students, AS/RS is too complex and too business nature dependant for teaching and learning purpose.

The engineering students are not supposed to learn in operator perspective but an engineer perspective in industry design concepts and contemporary technologies. The design concepts - Flexibility, Expandability and Modularity, are stressed in this paper. Via an automatic warehouse which integrates both a supervisory level and controller level via the PLC and computer network, this system demonstrates the design concepts and technologies applied in the integration. By inventory policies and the user friendly WMS software, the integration gives the user various information on the stored/retrieved items, the item searching mode and the status of the system. The integration highlights the concept of the supervisory level , the controller level and the device level. The supervisory level provides large amount of information meaningful to human, through an user-friendly graphic interface program. Whereas the controller level defines large information critical to the controllers themselves, both the logic and the communication amongst the controllers. The device level states the bottom level of the integration on various types of input and output devices.

1.1 Objective

This project is intended to develop a training model for the engineering students. The training model is equipped with these objectives for learning.

- 1 To learn design concepts that apply flexibility, expandability and modularity in the integration;
- 2 To understand the supervisory level that implements an industry communication protocol for networking PLCs and a host computer with a customized application software.
- 3 To understand the controller level that enhance systematical sequential programming methods;
- 4 To understand the device level that tells the students to choose a sensory device for input and an actuator for output based on the application;

1.2 Research Scope

The scope of the project includes:

1. Design network connection between the supervisory level and the controller level using Omron Compolet, Omron CX-Programmer
2. Customized Storage and Retrieval Management software using Microsoft VB.net
3. Create monitoring and control, database of WMS.
4. Programming the controller level consisting of Omron PLC, including the SRM, the material handling, the receiving station, the picking and sorting station, the labeling and packaging station.
5. Specifying the devices used in the system.

CHAPTER 2

LITERATURE REVIEW

2.0 Literature Review

In real industry world, the development of automation is fast and the technology in system evolves as new solutions are recommended in the market from time to time. Engineering education must match with the high-speed automatic development of the factory, so it may not be fall behind in manpower training [6]. The training system is designed to contain all of the automation mechanic part, the control system, and in open structure. Somehow the overall design philosophy is based on three interrelated objectives, namely flexibility, modularity and expandability. We-Min Chow [9] had stated in his paper that flexibility will not only allow a broad spectrum of application environments but is also a major contribution factor in extending application life; expandability is closely coupled with flexibility and will allow application in areas not yet defined. Finally, modification and maintenance are greatly enhanced if the system is modularized in a meaning manner. As new technologies emerge, these three objectives are still valid for all automation applications.

There are some constraints in manpower training. Firstly, the system does not reflect the technologies used in industry or the technologies lagged behind. Secondly, the system does not review the real application in industry. Thirdly, real industry application is too complex.

Computer Integrated Manufacturing (CIM) system is well known as follows:

[5] [6]

1. Group Technology (GT)
2. Computer Aided Design and Manufacturing (CAD/CAM)
3. Flexible Manufacturing System (FMS)
4. Industrial Robot
5. Automatic Warehouse

Automatic warehouse is one of the major applications of the CIM. An Auto Storage and Retrieval System (AS/RS) can be defined as an automatic warehouse. AS/RS has been an essential business operation system since the introduction of CIM. In general, the automatic warehouse has the functions such as receiving, material handling, storage, picking and sortation, shipping, labeling and packing, the warehouse management and personnel [1]. In real industry application, Dotoli, M.; Fanti, M.P.; Iacobellis, G. (2004) [2], have stated that:

"A typical AS/RS comprises several aisles with storage racks on either side, each serviced by an automated stacker crane, operating storage and retrieval of the parts. Cranes move in three directions: along the aisle to perform transfers, sideways between the aisle and the racks, and vertically to reach the Storage/Retrieval (S/R) location. Each aisle is also serviced by a storage and by a retrieval conveyor. Moreover, the AS/RS may include Rail Guided Vehicles (RGVs), transporting parts. Finally, several input (storage) and output (retrieval) buffer stations, where the RGVs load or deposit pallets, are located in the system."

Graphically, the definition of a large scale AS/RS [2] is shown in Figure 2.1.

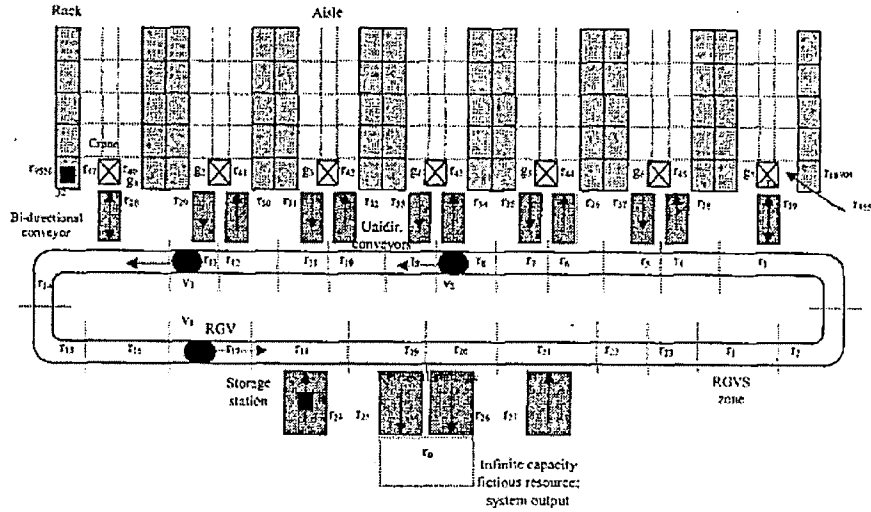


Figure 2.1: Plan layout of a multi-product AS/RS serviced by RGVs [2]

Automated warehouses represent a tremendous financial investment and play a critical role in the manufacturing and distribution process [10]. Especially in logistic business and distribution store, an AS/RS is so essential to automatically handling large amount of different items, flowing in and out according to the order, with minimum labor and human error.

According to Frazelle, E [10], to design an AS/RS, three physical configurations are to be considered carefully during design. Firstly, what is the appropriate size and shape of the warehouse? The question involves of minimizing total system cost with constraints such as storage requirement throughput. Secondly, how many input/output (IO) points should be designed into the system? The question involves the physical size of the system, which would affect the performance. The performance might be evaluated via simulation, queuing theory and statistical analysis. Thirdly, what is the appropriate material handling system to interface with the warehouse? The question involves the layout of the conveyor in a loop where trays can be delivered to workstations along the loop. The performance is affected as the length of the loop increases as the trays traverse along. Besides, the inherent loop

control become complex. He did highlighted four major operation strategy design problems which need to be balanced. There are:

1. item classification
2. system balancing
3. storage location assignment
4. man-machine balancing

Beside Frazelle, E [10], there are few papers viewing AS/RS design in a whole picture rather most papers review on certain facets of the AS/RS issues. Suesut, T. and his research team [4] had investigated the purpose of inventory management to reduce the total cost of material stocks.

Serafini, P. and Ukovich, W [8], had recommended an optimum algorithm for the shortest storage and retrieval cycle time. The algorithm depends on the structure and scale of an AS/RS, and the nature of the items. Somehow, Ya-Hong Hu and his team [3] recommend pre-sorts the loads to specified locations to minimize the response time of retrieval, with a new type of AS/RS namely split-platform AS/RS. Soeman Takakuwa [7] had introduced a method of modeling large-scale AS/RS on examining storing/retrieving policy from the efficient standpoint. Seng-Yuh Liou and his team [6] had introduced an education AS/RS. The education model does not incorporate industrial package in integrating the supervisory level (computer) with the controller level (PLC) with graphical user interface (GUI). In his study, design philosophy objectives such as flexibility, expandability and modularity, are not emphasized throughout the design.

Thus, the design of an AS/RS is very business nature dependant and complex for a real industry application. Hence, it would be sensory overload if it is to teach or introduce engineering students a complex industry AS/RS in all design aspects.

There are few papers highlight the education model of AS/RS on:

- System design philosophy on flexibility, expandability and modularity
- The basic techniques in driving two axis servo motor for storing/retrieving

- The product identity data (ID) scheme which are crucial for data searching and matching purposes
- The PLC program method, namely function block programming method which increase repeatability in program and ease for debugging
- Communication protocol between a computer and a PLC, between PLCs, a PLC with a robot.
- the powerful computing capability of the PLC for the algorithms on the Storage and Retrieval Machine (SRM) using servo drives control, storage and retrieval decision scheme based on First-In-First-Out (FIFO) or Last-In-First-Out (LIFO), picking and sorting scheme, the communication and data transfer scheme to the supervisory level namely the Warehouse Management System (WMS)
- Stand-alone and simple WMS