

---

UNIVERSITI SAINS MALAYSIA

Peperiksaan Semester Kedua  
Sidang Akademik 2008/2009  
*Second Semester Examination*  
*2008/2009 Academic Session*

April/Mei 2009  
*April/May 2009*

ESA 372/3 – Aerodinamik Pesawat  
*Aircraft Aerodynamics*

Duration : [3 hours]  
*Masa : [3 jam]*

---

**ARAHAN KEPADA CALON :**  
**INSTRUCTION TO CANDIDATES**

Please ensure that this paper contains **THIRTEEN (13)** printed pages and **FOUR (4)** questions before you begin examination.

*Sila pastikan bahawa kertas peperiksaan ini mengandungi **TIGABELAS(13)** mukasurat bercetak dan **EMPAT(4)** soalan sebelum anda memulakan peperiksaan ini.*

Answer **ALL** questions.

*All questions carry the same marks.*

Jawab **SEMUA** soalan.

*Semua soalan membawa jumlah markah yang sama*

Student may answer the question in English.

*Pelajar boleh menjawab soalan dalam Bahasa Inggeris.*

Each questions must begin from a new page.

*Setiap soalan mestilah dimulakan pada mukasurat yang baru.*

1. (a) In the aircraft aerodynamic analysis, one requires to understand some of aerodynamic terms. Explain what does it means with the (1) " Mean aerodynamic center ", (2) " wing twist angle ", (3) "wing dihedral angle ", (4) " profile drag " dan (5) " wave drag "

Dalam analisis aerodinamik pesawat terbang, seseorang perlu memahami berapa istilah aerodinamik, Terangkan apa yang dimaksudkan dengan istilah berikut : (1) " Mean aerodynamic center ", (2) " wing twist angle ", (3) "wing dihedral angle ", (4) " profile drag " dan (5) " wave drag "

[10 marks/markah]

- (b) An experiment result from wind tunnel conducted by NASA for the NACA series airfoil 2412 at Reynolds number  $R_L = 3.250.000$  as shown in the Figure 1.1

Hasil Eksperimen dengan menggunakan terowongan angin yang dilakukan oleh NASA untuk airfoil NACA serie 2412 pada nombor Reynolds  $R_L 3.250.000$  seperti diperlihatkan pada Rajah 1.1

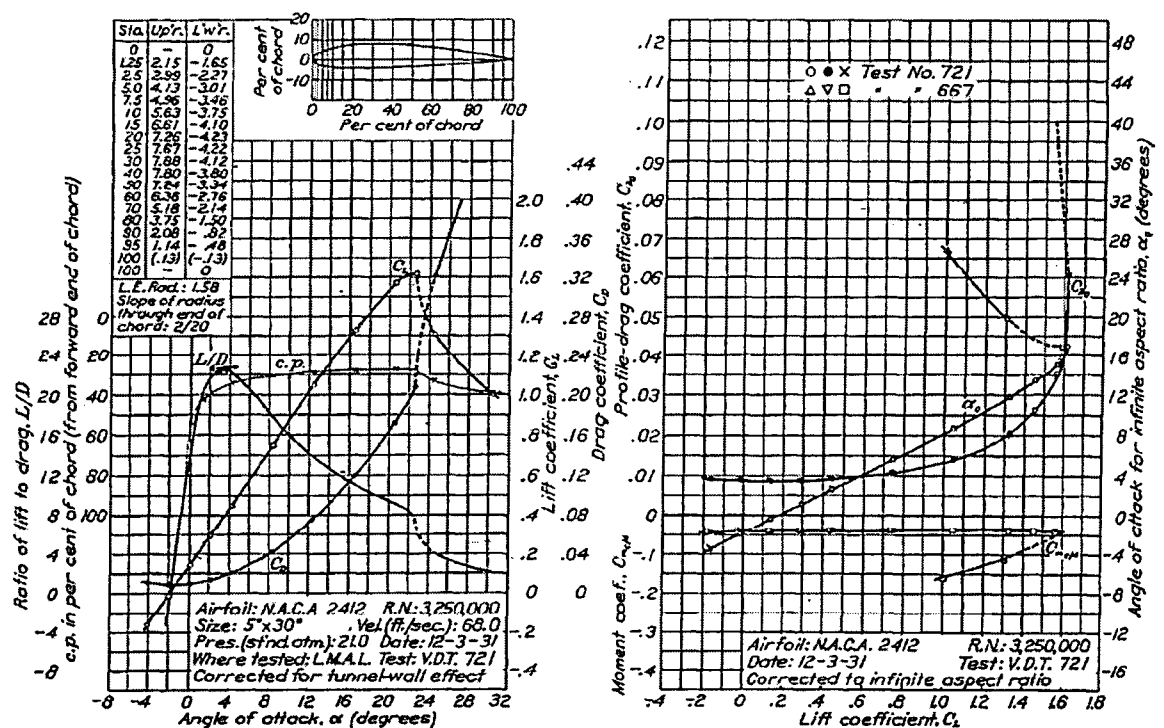


FIGURE 18.—N.A.C.A. 2412 airfoil.

Figure1.1 Experiment Result Aerodynamic Characteristics Airfoil NACA 2412

Rajah 1.1 Hasil ujian ciri ciri aerodinamik airfoil NACA 2412

Based on those experiment, determined :

*Berdasarkan hasil ekperiment tersebut tentukan :*

- (i) The zero lift angle of attack  $\alpha_{L=0}$   
*Sudut serang pada daya angkat sifar  $\alpha_{L=0}$*
- (ii) Slope of lift coefficient curve  $\left(\frac{\partial c_l}{\partial \alpha}\right)$   
*Kecerunan lengkung pemalar daya angkat  $\left(\frac{\partial c_l}{\partial \alpha}\right)$*
- (iii) The maximum lift coefficient  $c_{l\max}$   
*Pemalar daya angkat maksimum  $c_{l\max}$*
- (iv) The angle of attack at the maximum lift coefficient  $\alpha_{c_{l\max}}$   
*Sudut serang pada pemalar daya angkat maximum  $\alpha_{c_{l\max}}$*
- (v) The zero lift pitching moment coefficient  $c_{m0}$   
*Pemalar "pitching moment" pada daya angkat sifar  $c_{m0}$*
- (vi) Design lift coefficient "  $c_{d1}$  "  
*Rekabentuk pemalar daya angkat "  $c_{d1}$  "*
- (vii) The angle of attack at design lift coefficient  $\alpha_1$   
*Sudut serang pada "design lift coefficient"  $\alpha_1$*
- (viii) *The position of mean aerodynamic center in % of chord length  $x_{a.c}$*   
*Posisi "mean aerodynamic center" dalam % panjang perentas  $x_{a.c}$*
- (ix) The meaning of digit 2412  
*Erti bagi digit 2412*
- (x) The linear limit of angle of attack  $\alpha^*$   
*Had linear sudut serang  $\alpha^*$*

**(10 marks/markah)**

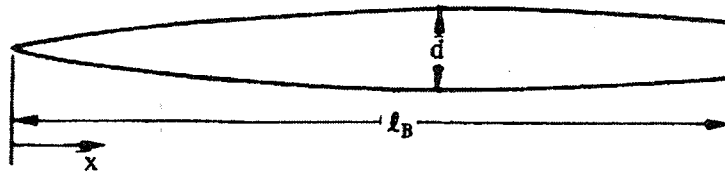
- c) Explain why by decreasing the wing aspect ratio will give the angle of attack at the maximum lift coefficient of that wing  $\alpha_{C_{L,max}}$  is greater than the  $\alpha_{c_{l,max}}$  of its airfoil.

*Terangkan mengapa dengan "Aspect ratio" suatu sayap yang semakin kecil mempunyai sudut serang pamalar maksimum  $\alpha_{C_{L,max}}$  sayap tersebut lebih besar dibandingkan dengan  $\alpha_{c_{l,max}}$  airfoilnya.*

(5 marks/markah)

2. a) Given a fuselage of cruise missile with a circular cross section as depicted in the **Figure 2.1**.

*Di berikan satu fuselaj dari "cruise missile" dengan bentuk irisan melintang lingkaran seperti yang ditunjukkan pada **Rajah 2.1***



**Figure 2.1 : Missile Fuselage**  
**Rajah 2.1 : Fuselaj Peluru Berpandu**

The fuselage geometry is given as follows :  
*Data geometri fuselaj di berikan sebagai berikut:*

Distribution of fuselage radius  $r(x)$   
*Distribusi jejari fuselaj  $r(x)$*

$$r(x) = 0.255 \left( 1.0 - \left( 1.0 - \frac{2x}{6.375} \right)^2 \right)^{3/4}$$

Fuselage length  $L_B = 5.0$  m  
*Panjang fuselaj  $L_B = 5.0$  m*

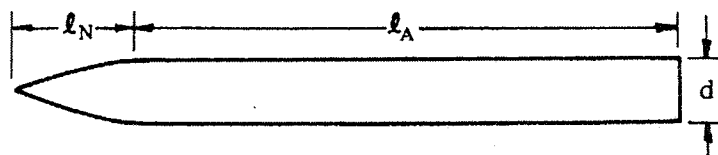
Determine/ Tentukan :

- (i) Position of  $x_{max}$  and its maximum of fuselage cross section area  $S_{max}$ .  
*Posisi  $x_{max}$  dan besar luasan irisan maksimum  $S_{max}$*
- (ii) Fuselage Volume  $V_B$   
*Volume fuselaj  $V_B$*
- (iii) Fuselage wetted surface area  $S_{wett}$   
*Luasan permukaan basah fuselaj  $S_{wett}$*
- (iv) The Fuselage Projected area  $S_p$   
*Luasan proyeksi fuselaj  $S_p$*
- (v) Fuselage Fineness ratio  $F_N$   
*Fuselage Fineness ratio  $F_N$*
- (vi) Explain what does it means with base drag  $C_{Db}$   
*Terangkan apa yang dimaksudkan dengan "Base Drag"  $C_{Db}$*

(10 marks/ markah)

- (b). The fuselage shape of an aircraft model with circular cross section as depicted in the **Figure 2.1**:

*Satu bentuk fuselaj pesawat model dengan irisan melintang lingkaran seperti pada **Rajah 2.2** di bawah ini :*



**Figure 2.2 Fuselage Model**  
**Rajah 2.2 Model Fuselaj**

The fuselage nose length  $\ell_N = 2$  m and the distribution of fuselage radius  $r(x)$  is given as :

*Panjang muncung fuselaj  $\ell_N = 2$  m dan distribusi jejari fuselaj  $r(x)$  di berikan sebagai :*

$$r(x) = 0.5 \left( \frac{x}{L_N} \right)^2 \text{ (meter)} \quad 0 \leq x \leq L_N$$

The fuselage mid section length  $\ell_A = 8$  m with a uniform circular cross section  $r(x) = 0.5$  m

*Panjang fuselaj bahagian tengah  $\ell_A = 8$  m dengan seragam irisan lingkaran seragam  $r(x) = 0.5$  m*

For the purpose of aerodynamics analysis, the fuselage noses is divided into two segment, while the mid fuselage section with 4 segment, hence the fuselage geometry data can be given as presented in the **Table 2.1** belows :

*Untuk keperluan analisis aerodinamik, bahagian muncung dibahagi menjadi 2 segment dan fuselaj bahagian tengah dibahagi dengan 4 segmen sehingga dapatkan data geometri fuselaj seperti dalam **Jadual 2.1** di bawah :*

No	Fuselage Station	Fuselage radius $r(x)$	Position of centroid area $x_c$
1	0.0	0.0	0.666
2	1.0	0.125	1.666
3	2.0	0.5	3.0
4	4.0	0.5	5.0
5	6.0	0.5	7.0
6	8.0	0.5	9.0
7	10.0	0.5	

**Table 2.1 Fuselage geometry data**  
**Jadual 2.1 Data geometri fuselaj**

This aircraft model designed to fly at Mach number  $M = 0.3$  and the Reynolds number  $R_L = 3.0 \times 10^6$  with the center gravity position at  $x_m = 5$  m

*Pesawat terbang model ini dirancang untuk terbang pada nombor Mach  $M = 0.3$  dan nombor Reynolds  $R_L = 3.0 \times 10^6$  serta posisi pusat gravitasi  $x_m = 5$  m*

The fuselage aerodynamics characteristics in term of lift coefficient  $C_L$ , drag coefficient  $C_D$  and pitching moment coefficient  $C_M$  can be written as :

*Ciri ciri aerodinamik fuselaj dalam besaran pemalar daya angkat  $C_L$ , pemalar daya seret  $C_D$  dan pemalar momen angguk  $C_M$  dan sebagai fungsi dari sudut serang  $\alpha$  dapat dituliskan sebagai:*

$$C_L(\alpha) = \frac{(k_2 - k_1)}{V_B^{2/3}} 2\alpha S_0 + \frac{2\alpha^2}{V_B^{2/3}} \int_{x_0}^{L_B} \eta r c_{dc} dx$$

$$C_D(\alpha) = (C_{D0}) + \frac{(k_2 - k_1)}{V_B^{2/3}} 2\alpha^2 S_0 + \frac{2\alpha^3}{V_B^{2/3}} \int_{x_0}^{L_B} \eta r c_{dc} dx$$

$$C_M(\alpha) = \frac{(k_2 - k_1)}{V_B} 2\alpha \int_0^{x_0} \frac{dS}{dx} (x_m - x_c) dx + \frac{2\alpha^2}{V_B} \int_{x_0}^{L_B} \eta r c_{dc} (x_m - x_c) dx$$

And/Dan

$$(C_{D0})_b = C_f \left[ 1 + \frac{60.0}{\left(\frac{L_B}{d}\right)^3} + 0.0025 \left(\frac{L_B}{d}\right) \right] \frac{S_s}{S_{max}} +$$

$$+ \frac{0.029}{\sqrt{C_f \left[ 1 + \frac{60}{\left(\frac{L_B}{d}\right)^3} + 0.0025 \left(\frac{L_B}{d}\right) \right] \frac{S_s}{S_{max}}}} \left(\frac{d_b}{d}\right)^3$$

The definition of variable appear in above equation also the required graph may refer to the Formula Book as provided.

*Definisi dari variable beserta graf yang terdapat pada persamaan di atas sila merujuk pada Buku Formula yang disediakan*

Assume the position of  $x_0 = 2.0$   
 Anggap posisi  $x_0 = 2.0$

Determine/ Tentukan :

- i) The lift coefficient  $C_L$ , drag coefficient  $C_D$  dan pitching moment coefficient  $C_M$  at angle at attack  $\alpha = 3^\circ$ .

*Pemalar daya angkat  $C_L$ , pemalar daya seret  $C_D$  dan pemalar moment angguk  $C_M$  pada sudut serang  $\alpha = 3^\circ$ .*

- ii) The slope of lift coefficient curve  $\left(\frac{\partial C_L}{\partial \alpha}\right)$  and the slope of pitching moment coefficient  $\left(\frac{\partial C_M}{\partial \alpha}\right)$

*Kesan kecerunan pemalar daya angkat  $\left(\frac{\partial C_L}{\partial \alpha}\right)$  dan kecerungan pemalar moment angguk  $\left(\frac{\partial C_M}{\partial \alpha}\right)$*

**(15 marks/markah)**



3. Given a wing planform in the form of tapered wing with the coordinates as shown in the Figure 3.1

Di berikan suatu sayap dengan bentuk sebagai " Tapered wing Plan form " dengan koordinat seperti ditunjukkan dalam Rajah 3.1.

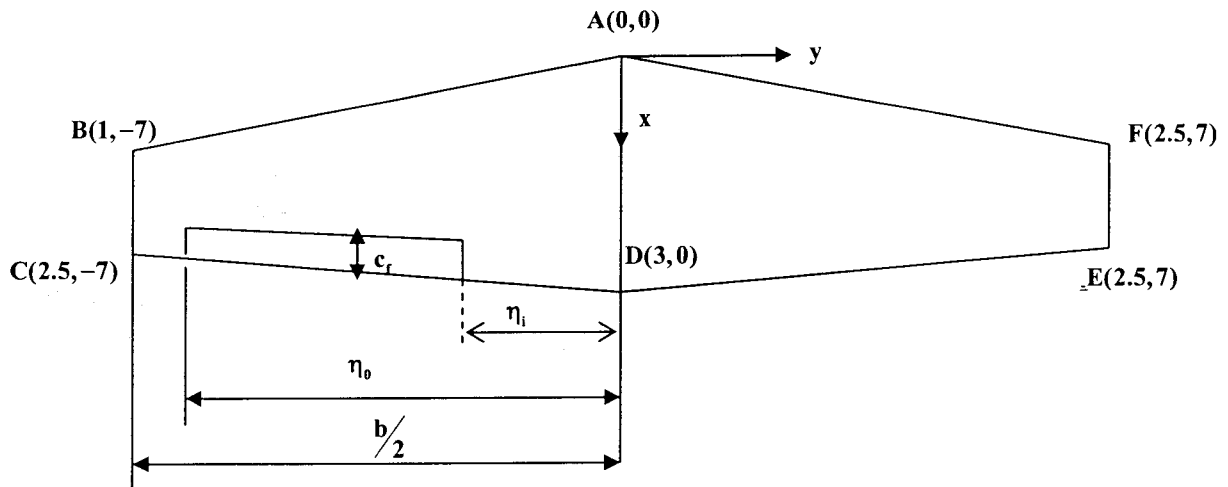


Figure 3.1 Wing Geometry Data  
Rajah 3.1 Data geometri sayap

Wing equipped with plain flap and the flap data is given as :

Sayap dilengkapi dengan "Plain Flap" , dengan data kepak sebagai berikut :

$$\text{Chord flap } c_f = 0.25 c$$

$$\text{Panjang perentas flap } c_f = 0.25 c$$

$$\eta_i = \frac{y_i}{(b/2)} = 0.3$$

$$\eta_0 = \frac{y_i}{(b/2)} = 0.8$$

Wing airfoil section is NACA Series 4412 with its aerodynamics characteristics at Mach Number  $M = 0.3$  and Reynolds number  $R_L = 3 \cdot 10^{10 \times 6}$  as follows :

Airfoil sayap adalah NACA Siri 4412 dengan data ciri ciri aerodinamik airfoil pada nombor Mach  $M = 0.3$  dan nombor Reynolds  $R_L = 3 \cdot 10^{10 \times 6}$  sebagai berikut :

-10-

- (i) The zero lift angle of attack  $\alpha_{L=0} = -3.8^{\circ}$   
*Sudut serang pada daya angkat sifar  $\alpha_{L=0} = -3.8^{\circ}$*
- (ii) The slope of lift coefficients  $\left(\frac{\partial c_l}{\partial \alpha}\right) = 0.105/\text{deg}$   
*Kecurunan lengkung pemalar daya angkat  $\left(\frac{\partial c_l}{\partial \alpha}\right) = 0.105/\text{deg}$*
- (iii) The maximum lift coefficient  $c_{l_{\max}} = 1.67$   
*Pemalar daya angkat maksimum  $c_{l_{\max}} = 1.67$*
- (iv) The angle of attack at maximum lift coefficient  $\alpha_{c_{l_{\max}}} = 14.0^{\circ}$   
*Sudut serang pada pemalar daya angkat maximum  $\alpha_{c_{l_{\max}}} = 14.0^{\circ}$*
- (v) The zero lift pitching moment coefficient  $c_{m_0} = -0.093$   
*Pemalar "pitching moment" pada daya angkat sifar  $c_{m_0} = -0.093$*
- (vi) Design lift coefficient  $c_{l_1} = 0.5$   
*Rekabentuk pemalar daya angkat  $c_{l_1} = 0.5$*
- (vii) Angle of attack at design lift coefficient  $\alpha_1 = 0.4^{\circ}$   
*Sudut serang pada rekabentuk pemalar daya angkat  $\alpha_1 = 0.4^{\circ}$*
- (viii) The limit of linear angle of attack  $\alpha^* = 7.5^{\circ}$   
*Had sudut serang lurus  $\alpha^* = 7.5^{\circ}$*
- (ix) *Airfoil leading edge radius  $R_{LE} = 1.58 \% c$*   
*Jejari leading edge airfoil /  $R_{LE} = 1.58 \% c$*
- (x) *Airfoil bluntness ratio  $\Delta y = 3.1 \% c$*   
*Nisbah ketumpulan airfoil  $\Delta y = 3.1 \% c$*

- (xi) The ordinate of airfoil upper surface at  $x = 0.90$  dan  $x = 0.99$  :  
*Ordinat permukaan atas airfoil pada  $x = 0.90$  dan  $x = 0.99$ :*

$$\frac{y_{x=0.90}}{2} = 1.465 \% c \quad ; \quad \frac{y_{x=0.99}}{2} = 0.27 \% c$$

The airfoil trailing edge angle is given by  
*Sudut trailing edge airfoil diberikan sebagai*

$$: \Phi_{TE} = 2 \Phi_{\frac{1}{2}TE} \quad ; \quad \Phi_{\frac{1}{2}TE} = \text{Arctg} \left( \frac{y_{x=0.90} - y_{x=0.99}}{0.09} \right)$$

If this wing plan form designed for the airplane which has a flight speed at the Mach number  $M = 0.3$  and Reynolds number  $R_L = 3 \cdot 10^6$ .

*Jika sayap ini dirancang untuk suatu pesawat terbang dengan kelajuan terbang pada nombor Mach  $M = 0.3$  dan Nombor Reynolds  $R_L = 3 \cdot 10^6$ .*

**Determine :**

*Tentukan :*

- (a) Aspect ratio  $AA$ , Taper ratio  $\lambda$ , The swept angle of leading edge line  $\Lambda_{LE}$ , The angle of  $c/2$  chord line  $\Lambda_{c/2}$ , Wing area reference  $S$ , The wing wetted area  $S_{wett}$ , The mean aerodynamics chord  $c_{m.a.c}$ , the distance of mean aerodynamic chord to the wing main axis  $x$  :  $y_{cmac}$ .

*"Aspect ratio"  $A$ , Taper ratio  $\lambda$ , Sudut swept leading edge  $\Lambda_{LE}$ , Sudut  $c/2$  perentas  $\Lambda_{c/2}$ , luasan rujukan  $S$ , luasan basah  $S_{wett}$ , perentas purata aerodinamik  $c_{m.a.c}$ , jarak purata perentas aerodinamik terhadap paksi utama  $y_{cmac}$ .*

- (b) If the flap section is plain flap with flap deflection  $\delta_f = 20^\circ$ , determine the aerodynamic characteristics of this two dimensional high lift devices plain flap for the following quantities :

*Jika flap section berupa plain flap dengan sudut defleksi flap  $\delta_f = 20^\circ$ , tentukan ciri-ciri aerodinamik "2-Dimensional High lift Device" plain flap ini untuk kuantiti berikut:*

- The increment of lift coefficient  $\Delta c_l$   
*Kenaikan pemalar daya angkat /  $\Delta c_l$*

- The slope of lift coefficient curve  $\left(\frac{\partial c_l}{\partial \alpha}\right)_{\text{plain flap}}$

*Kecerunan daya angkat,  $\left(\frac{\partial c_l}{\partial \alpha}\right)_{\text{plain flap}}$*

- The increment of the maximum lift coefficient  $\Delta c_{l_{\max}}$  and the angle of attack at the maximum lift coefficient  $\alpha_{c_{l_{\max}}}$

*Kenaikan pemalar daya angkat maximum  $\Delta c_{l_{\max}}$  dan sudut serang pada pemalar daya angkat maksimum  $\alpha_{c_{l_{\max}}}$*

- (c) Determine the wing aerodynamics characteristics for the following quantities :

*Tentukan ciri-ciri aerodinamik sayap tersebut untuk kuantiti berikut*

- (i) Zero lift angle of attack  $(\alpha_{L=0})_w$

*Sudut serang daya angkat sifar  $(\alpha_{L=0})_w$*

- (ii) Slope of lift coefficient  $\left(\frac{\partial C_L}{\partial \alpha}\right)_w$

*Kecerunan pemalar daya angkat  $\left(\frac{\partial C_L}{\partial \alpha}\right)_w$*

- (ii) The zero lift drag coefficient  $(C_{D0})_w$

*Pemalar daya seret pada daya angkat sifar  $(C_{D0})_w$*

- (iii) The zero lift pitching moment coefficient  $(C_{M0})_w$

*Pemalar momen angguk pada daya angkat sifar  $(C_{M0})_w$*

**(25 marks/markah)**

4. For a wing problem as given in the question number 3, and with help of "Buku Formula" as provided, determined :

*Untuk soalan sayap seperti yang diberikan pada soalan nombor 3 , dan dengan bantuan buku formula yang disediakan tentukan :*

- (a) Lift coefficient  $C_L$  at angle of attack below stall angle  $\alpha = 14^\circ$   
*Pemalar daya angkat  $C_L$  pada sudut serang di bawah sudut "stall"  $\alpha = 14^\circ$*
- (b) Lift coefficient  $C_L$  at angle of attack above stall angle  $\alpha = 20^\circ$   
*Pemalar daya angkat  $C_L$  pada sudut serang diatas sudut "stall"  $\alpha = 20^\circ$*
- (c) Drag coefficient  $C_M$  at angle of attack  $\alpha = 3^\circ$   
*Pemalar daya tahan  $C_D$  pada sudut pada sudut serang  $\alpha = 3^\circ$*

**(25 marks/markah)**

- 0000000 -