

18<sup>th</sup> European Symposium on Computer Aided Process Engineering – ESCAPE 18  
Bertrand Braunschweig and Xavier Joulia (Editors)  
© 2008 Elsevier B.V./Ltd. All rights reserved.

# ENTRAINER SELECTION FOR PRESSURE SWING BATCH DISTILLATION

Gabor MODLA, Peter LANG and Arpad KOPASZ

*BUTE Department of Building Services and Process Engineering,  
H-1521 Budapest, Muegyetem rkp. 3-5*

## Abstract

The feasibility of the separation of binary homoazeotropes with pressure swing batch distillation by the application of an entrainer is studied. The feasibility studies are based on the assumption of maximal separation and on the analysis of batch distillation/stripping regions and the vessel path in the residue curve map of the ternary mixture. The following configurations are investigated: batch rectifier, batch stripper, double column batch rectifier and double column batch stripper. Rules for the selection of an entrainer are suggested.

**Keywords:** pressure swing, batch distillation, entrainer selection.

## 1. Introduction

Azeotropic mixtures can not be separated into their components by traditional distillation. Several mixtures form a homoazeotrope, whose position can be shifted substantially by changing system pressure (*pressure sensitive azeotropes*). These mixtures can be separated by pressure swing distillation (PSD). Knapp et al. (1992) studied the use of entrainers for continuous PSD. By this method such azeotropes can be separated by PSD which are not pressure sensitive if the entrainer (*E*) forms a pressure sensitive boundary. Hence the number of mixtures separable by PSD can be increased. Phimister and Seider (2000) studied the separation of a minimum azeotrope by semi-continuous PSD. Wasylkiewicz et al. (2003) developed an algorithm which allows the variation of compositions of azeotropes with pressure to be tracked, and all new azeotropes that appear within specified pressure range to be found. Modla and Lang (2007a, 2007b) compared different batch configurations for the separation binary (maximum and minimum) homoazeotropes by PSD (in open system). The best results were obtained with the two new double column configurations (double column batch rectifier (DCBR) for max. and double column batch stripper (DCBS) for min. azeotropes) equipped with a common bottom or top vessel, respectively.

The goals of this paper

- to study the feasibility of PSBD of ternary mixtures by assuming maximal separation in batch rectifier (BR), batch stripper (BS), DCBR and DCBS,
- to suggest entrainer selection rules for the separation of binary homoazeotropes.

## 2. Feasibility method

When making feasibility studies we suppose that *maximal separation* can be produced. This involves the following assumptions: infinite number of stages, very high reflux/reboil ratio, negligible liquid and vapour plate hold-ups. The method is based on the analysis of batch distillation/stripping regions and the vessel path in the residue curve map (RCM) of the ternary (*A-B + E*) mixture. The type of the RCM can vary with the *P*, since

- azeotrope(s) can appear or disappear and/or
  - the volatility order of the pure components (eg one pressure is below and the other pressure is above the Bancroft point of the two components) and azeotropes can vary.
- For the PSBD the classification of the RCM (eg by Matsuyama and Nishimura (1977, M&N) by Serafimov (1970, S)) must be extended. The pressure sensitivity of an azeotrope must be always indicated even if there is no change in the type of RCM since it has influence on the separation method to be applied. (We write 'P' after the number of M&N if it is sensitive). If the type of RCM varies it must be given for both pressures. Feasibility region of the *separation* (FR) is defined as follows:  
 All feed compositions, from where all components can be purely recovered by maximal separation at the given pressure or by applying pressure swing.  
 The regions outside the FR can be
- conditionally* feasible: from where FR can be reached by a preparatory step (distillation/stripping or addition of *E*)
  - infeasible*: from where a FR can not be reached.

### 3. Column configurations

First the separation steps of the configurations with one column section (BR and BS) then those of the double column systems (DCBR and DCBS) will be presented.

#### 3.1. Configurations with one column section

In this case the *pressure swing* can be performed only *in time*. Hence in one cycle there must be at least two sequential production steps at different pressures. The separation steps are as follows

0. Preparation (distillation/stripping or addition of *E* until the vessel path (vp) arrives at FR, optional).
1. Production cycle:
  - 1.I.a. Production of *A* or *B* at  $P^I$  until vp reaches the boundary at the given pressure.
  - 1.I.b. Change of pressure.
  - 1.II.a. Production of the other component at  $P^{II}$  until vp reaches the boundary.
  - 1.II.b. Change of pressure.
2. Repetition of the production cycles until at least one component is completely recovered.

#### 3.2. Double column systems

The two different pressures are applied *in different column sections*. In this case it is theoretically possible to produce three pure components in a single production step. (Two components are withdrawn continuously and the third remains in the vessel.) The separation steps are as follows

0. Preparation (optional): distillation/stripping (operation of one of the columns) and/or addition of *E*.
1. Production:
 

Production of *A* or *B* at  $P^I$  and the other component or *E* at  $P^{II}$  until at least one component is completely recovered.

### 4. Feasibility studies

The feasibility of the separation of the *azeotrope A-B* from a binary mixture depends on its type (min. or max.) and pressure sensitivity (Y/N). If there is also a third component (*E*) in the mixture the separation method to be applied depends obviously on its boiling

point (comparing with that of  $A$ ,  $B$  and azeotrope  $A-B$ ). If  $E$  forms one new binary azeotrope the feasibility also depends on its temperature (min./max., unstable or stable node or saddle) and pressure sensitivity (Y/N).

First we study those cases where  $A$  and  $B$  form a pressure sensitive azeotrope and a third component not forming a new azeotrope is also present in the feed. Then we investigate such cases where the azeotrope  $A-B$  is not pressure sensitive, therefore an *entrainer* is applied for their PSBD separation. We study only those entrainers which form *one new binary pressure sensitive azeotrope*. In this paper only some typical cases are shown.

#### 4.1. Pressure sensitive $A-B$ azeotrope

The separation of the  $A-B$  minimum azeotrope with third components ( $E$ ) of different volatility (H,I,L) will be shown in details.

##### 4.1.1. Light $E$

On the sketch of the residue curve map (RCM) the azeotrope is saddle,  $E$  is unstable while  $A$  and  $B$  are stable nodes (Fig. 1a). The class of the RCM by the (extended) Matsuyama and Nishimura (M&N): 0-2P-0 (by Serafimov (S): 1.0-2, eg n-butyl ether-n-butanol + acetone). The RCM contains two simple and two batch distillation and stripping (maximal separation) regions. The location of the boundary (line between  $A_{zAB}$  and  $E$ ) between the two regions considerably varies with the pressure (Figs. 1b-c).

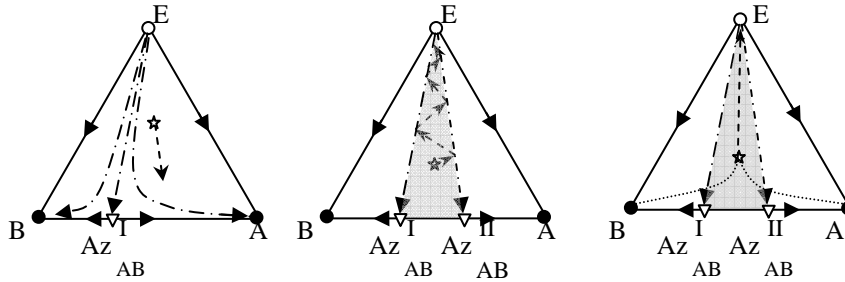


Fig. 1. Pressure sensitive  $A-B$  min. azeotrope and a light  $E$

The feasible region (FR) is the (darkened) area between the boundaries at two pressures. The remaining area of the triangle forms the conditionally feasible region (CFR). Configurations recommended: batch stripper (Fig. 1b) or DCBS (Fig. 1c).

The separation method recommended consists of the following steps:

0 (optional). Removal of some  $A$  or  $B$ . (From CFR the vessel path must arrive at FR.)

1. Separation by pressure swing distillation (the vessel paths (dashed) and for the DCBS the concentration profiles (dotted) are shown in Figs. 1b-c). (In the case of BS this step consists of several parts and requires several changes of P.)

It must be still noted that there is another possibility for the separation but this requires change of configuration. First  $E$  can be removed by rectification and then the remaining  $A-B$  mixture can be separated by pressure swing stripping in a BS or DCBS.

##### 4.1.2. Intermediate $E$

The azeotrope is unstable,  $B$  is stable node, respectively.  $A$  and  $E$  are saddles. The class of the RCM: M&N: 0-0-1P (S:1.0-1b, eg acetone-heptane + benzene).

The separation is feasible without applying pressure swing. The method recommended:

1. Production of  $B$  by batch stripping.
2. Separation  $A/E$  in a batch stripper (or rectifier).

#### 4.1.3. Heavy $E$

The azeotrope is unstable,  $E$  is stable node, respectively.  $A$  and  $B$  are saddles (Fig. 2). The RCM (M&N: 1P-0-0) contains only one simple but two BD and BS regions.

(S: 1.0-1a, eg  $\text{CCl}_4$ -ethanol+acrylic acid). The location of the boundary (line between  $Az_{AB}$  and  $E$ ) considerably varies with the pressure.

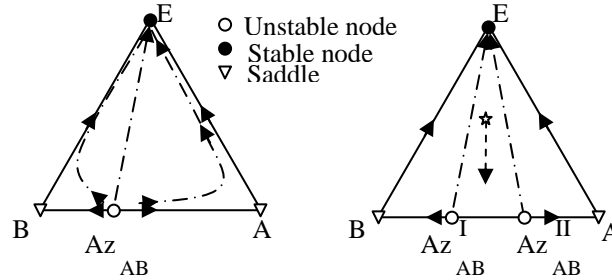


Fig. 2. Mixture of a pressure sensitive A-B min. azeotrope and a heavy  $E$

By the definitions above the feasible region (FR) is only the line between  $Az_{AB}^I$  and  $Az_{AB}^{II}$ . However the conditionally feasible region (CFR) is the whole area of the triangle. Configurations recommended: batch stripper or double column batch stripper.

The separation steps recommended:

0. Removal of  $E$  (at the end the vp arrives at the AB edge).
1. Separation of the binary mixture A-B by pressure swing distillation.

The separation method for the max. azeotropes can be obtained as follows:

- a. Exchange of stable and unstable nodes (from a min. azeotrope+heavy  $E$  we get a max. azeotrope+light  $E$ ).
- b. Application of the method proposed for min. azeotropes (having this RCM) by exchanging the configuration (from BS/DCBSR to BR/DCBR).

#### 4.2. Pressure insensitive A-B azeotrope

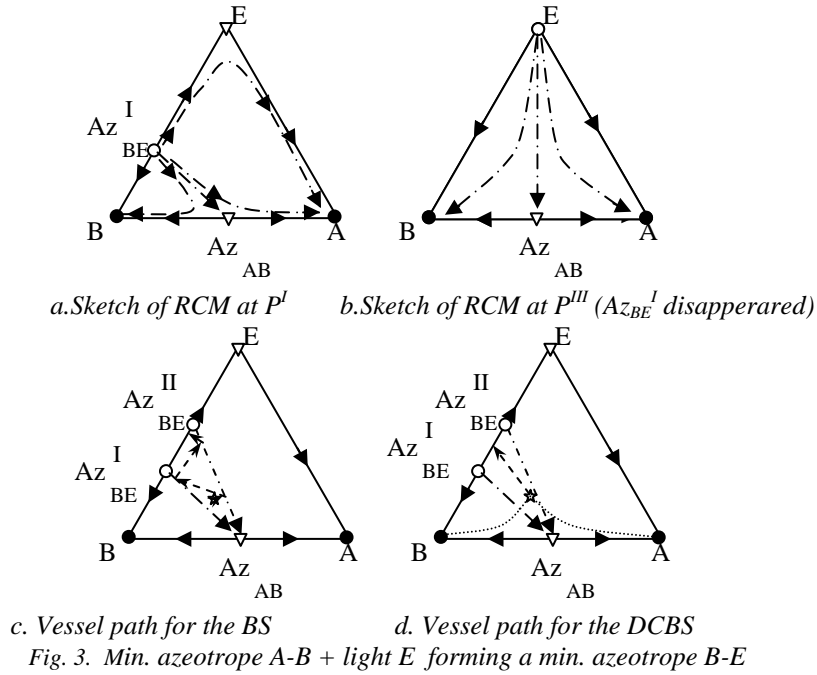
In this chapter those cases are investigated where the azeotrope A-B is not pressure sensitive, therefore an entrainer (causing a pressure sensitive boundary) must be applied for their separation by PSBD. The separation of only a binary min. azeotrope will be shown in details for those cases where  $E$  forms a new min. azeotrope ( $B-E$ ).

##### 4.2.1. Light $E$

At  $P^I$  the azeotrope A-B and  $E$  are saddles, pure A and B are stable nodes and the azeotrope B-E is unstable node (Fig. 3.a). The RCM (M&N: 1P-2-0, S: 2.0-2b) contains two simple and two BD/BS regions. The location of the boundary (line between  $Az_{AB}$  and  $Az_{BE}$ ) considerably varies with the pressure (due to the movement of  $Az_{BE}$ , Fig. 3c.) . The feasible region (FR) is the area between the boundaries at the different pressures. The remaining area of the triangle forms the conditionally feasible region (CFR). The configurations recommended: batch stripper (Fig. 3c) or double column batch stripper (Fig. 3d). The separation method recommended contains the following steps:

0. Removal of A or B or adding  $E$  (optional).
1. Production of A and B by PSD (by the aid of E).
2. Separation B/E by PSD.

It must be still noted that with the variation of the pressure (eg at  $P^{III}$ ) the azeotrope B-E can even disappear (Fig. 3b). In this case the topology of the residue curve map changes (to Class S: 1.0-2, M&N: 0-2-0). Hence the feasible region is the area  $Az_{AB}-Az_{BE}^I-E$ .



The recommended configurations are the same as above. In this case the separation B/E (at  $P^{III}$ ) does not require pressure swing.

4.2.2. Intermediate E

The azeotrope A-B and pure A are saddles, pure B and E are stable nodes and the azeotrope B-E is unstable node (Fig. 4).

The RCM (M&N: 0-1P-2, S: 2.0-2c.) contains two simple and two BD/BS regions. The location of the boundary (line between  $Az_{AB}$  and  $Az_{BE}$ ) considerably varies with P. The ternary mixture in the triangle  $Az_{BE}$ -A-E (darkened area) can be separated by the following steps: 1. Removal of  $Az_{BE}$  by BR. 2. Separation A/E by normal BR or BS. 3. Separation of  $Az_{BE}$  by pressure swing in a BS or in a DCBS.

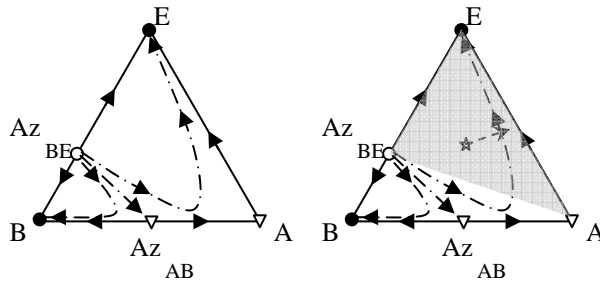


Fig. 4. Min. azeotrope A-B + intermediate E forming a min. azeotrope B-E

The separation method for the max. azeotropes can be obtained by exchanging stable and unstable nodes and the configuration (from BS/DCBSR to BR/DCBR).

4.2.3. Heavy E forming a minimum azeotrope B-E

The azeotrope A-B is unstable node, pure B and E are stable nodes and the azeotrope B-E and A are saddles. The RCM (M&N: 1-2P-0, S: 2.0-2b.) contains two simple and two

BD/BS regions. The location of the boundary (line between  $Az_{AB}$  and  $Az_{BE}$ ) considerably varies with the pressure.

The whole area of the triangle is infeasible, because by applying batch stripping the residue is the (original) azeotrope  $A-B$ . With the variation of the pressure the azeotrope  $B-E$  can disappear, but the separation  $A/B$  remains infeasible. (The new classes of the RCM: M&N:1-0-0, S:1.0-1a).

We studied the feasibility of PSBD separation of  $2 \times 3 \times 2 = 12$  types of mixtures:

- For  $1 \times 2 = 2$  types the ternary mixture can be separated without PSBD (4.1.2).
- For  $2 \times 2 = 4$  types the ternary mixture can be directly separated by PSBD (4.1.1, 4.1.3).
- For  $2 \times 2 = 4$  types the mixture can not be directly separated: the azeotrope  $B/A-E$  (4.2.1, by PSD) and the binary mixture  $A/B-E$  (4.2.2) must be separated in a further step(s).
- For  $1 \times 2 = 2$  types the separation is infeasible by PSBD.

On the basis of our results obtained the following rules can be established for the PSBD separation of a non pressure sensitive binary azeotrope  $AB$  by the aid of an entrainer:

- E must form one new binary pressure sensitive azeotrope, which is unstable (light E) or stable (heavy E) node.
- The component forming an azeotrope with E (eg B) must be (stable/unstable) node.
- The component forming no azeotrope with E (eg A) must be located in the same batch distillation/stripping region as E.

It must be still noted that though it is advantageous if the new azeotrope (eg  $B-E$ ) disappears with the variation of pressure but this has no influence on the feasibility.

## 5. Conclusion

The feasibility of the pressure swing batch distillation (PSBD) separation of ternary mixtures ( $A-B+E$ ) with a pressure sensitive/insensitive binary homoazeotrope ( $A-B$ ) in different configurations was studied. The feasibility method is based on the analysis of batch distillation/stripping regions, the vessel paths in the residue curve map for maximal separation. Criteria for the selection of E are suggested for the case where the azeotrope  $A-B$  is pressure insensitive. We also suggested the extension of the classification of Matsuyama and Nishimura for the PSBD by indicating the pressure sensitivity of the azeotropes.

## References

- Knapp J.P. and M.F. Doherty (1992). *Ind. Eng. Chem. Res.*, **31**, 346-357.
- Matsuyama, H., H. Nishimura (1977). *J. Chem. Eng. Japan*, **10**, 181.
- Modla G., P. Lang (2007a,b). New column configurations for pressure swing batch distillation: I. Feasibility studies, II. Rigorous simulation calculations *DYCOPS2007*, 105-110, 361-366.
- Phimister, J.R.; Seider, W.D. (2000). *Ind. Eng. Chem. Res.*, **39**, pp. 122-130.
- Repeke J. U., Klein A., Bogle D., Wozny G. (2006). Pressure Swing Batch Distillation for Homogenous Azeotropic Separation", *ICHEME Symposium Series*, No. 152, 709-718.
- Serafimov, L.A. (1970). *Russ. J. Phys. Chem.* **44**(4), 567-571
- Wasykiewicz S. K., L. C. Kobylka, F. J. L. Castillo (2003), *Ind. Eng. Chem. Res.*, **42**, 207-213.

## Acknowledgement

This work was financially supported by the Hungarian Scientific Research Fund (OTKA, T-049184) and 'KPI' (GVOP-3.1.1.-2004-05-0544/3.0).