

Continuous-time financial markets with capital gains taxes: a first order approximation *

Imen Ben Tahar
CEREMADE, Université Paris Dauphine
imen@ceremade.dauphine.fr

H. Mete Soner[†]
Sabanci University Istanbul
msoner@sabanciuniv.edu

Nizar Touzi
CMAP, Ecole Polytechnique Paris
nizar.touzi@polytechnique.edu

September 2007

Abstract

We formulate a model of continuous-time financial market consisting of a bank account with constant interest rate and one risky asset subject to capital gains taxes. We consider the problem of maximizing expected utility from future consumption in infinite horizon. This is the continuous-time version of the model introduced by Dammon, Spatt and Zhang [11]. The taxation rule is linear so that it allows for tax credits when capital gains losses are experienced. In this context, wash sales are optimal. Our main contribution is to derive lower and upper bounds on the value function in terms of the corresponding value in a tax-free and frictionless model. While the upper bound corresponds to the value function in a tax-free model, the lower bound is a consequence of wash sales. As an important implication of these bounds, we derive an explicit first order expansion of our value function for small interest rate and tax rate coefficients. In order to examine the accuracy of this approximation, we provide a characterization of the value function in terms of the associated dynamic programming equation, and we suggest a numerical approximation scheme based on finite differences and the Howard algorithm. The numerical results show that the first order Taylor expansion is reasonably accurate for reasonable market data.

Key Words and phrases: Optimal consumption and investment in continuous-time, transaction costs, capital gains taxes, finite differences.

JEL classification: G11, E21, C61, C63

*We are grateful to Stathis Tompaidis for numerous discussions on the modeling issue of this paper. We have also benefited from interesting comments and discussions with Victor DeMiguel, Chris Rogers, Jose Scheinkman, and Raman Uppal.

[†]This work was partly supported by the Turkish Technical and Scientific Council, TÜBİTAK.

1 Introduction

Since the seminal papers of Merton [24],[25], there has been an extensive literature on the problem of optimal consumption and investment decision in financial markets subject to imperfections. We refer to Cox and Huang [7] and Karatzas, Lehoczky and Shreve [20] for the case of incomplete markets, Cvitanić and Karatzas [9] for the case portfolio constraints, Constantinides and Magill [6], Davis and Norman [10], Shreve and Soner [27], Duffie and Sun [14] for the case of transaction costs.

However, the problem of taxes on capital gains received a very limited attention, although taxes represent a much higher percentage than transaction costs in real securities markets. Compared to ordinary income, capital gains are taxed only when the investor sells the security, allowing for a deferral option. One may think that the taxes on capital gains have an appreciable impact on individuals consumption and investment decisions. Indeed, under taxation of capital gains, the portfolio rebalancement implies additional charges, therefore altering the available wealth for future consumption. This possibly induces a depreciation of consumption opportunities compared to a tax-free market. On the other hand, since taxes are paid only when embedded capital gains are actually realized, the investor may choose to defer the realization of capital gains and liquidate his position in case of a capital loss, particularly when the tax code allows for tax credits.

Previous works attempted to characterize consumption and investment decisions of investors who have permanently to choose between two conflicting issues : realize the transfers needed for an optimally diversified portfolio, or use the ability to defer capital gains taxes. The first relevant work is due to Constantinides [5] who shows that the investment and consumption decisions are separable, and that the optimal strategy consists in realizing losses and deferring gains. These results rely heavily on the possibility of short-selling the risky asset. Since capital gain realization are observed in real securities markets, the subsequent literature considers the problem under the no short-sales constraint.

In a multi-period context many challenging difficulties appear because of the path dependency of the problem. The taxation code specifies the basis to which the price of a security has to be compared in order to evaluate the capital gains (or losses). The tax basis is either defined as (i) the specific purchase price of the asset to be sold, (ii) the purchase price of any asset held in the portfolio, or (iii) the weighted average of past purchase prices. In some countries, investors can chose either one of the above definitions of the tax basis.

A deterministic model with the above definition (i) of the tax basis, together with the *first in first out* priority rule for the stock to be sold, has been introduced by Jouini, Koehl and Touzi [18], [19]. An existence result is proved, and the first order conditions of optimality are derived under some conditions. However, the numerical complexity due to the path dependency of the problem was not solved in the context of this model.

A financial model with the above definition (ii) of the taxation rule was considered by Dybvig and Koo [15] in the context of a four-periods binomial model. Some numerical progress was achieved later by DeMiguel and Uppal [12] who were able to consider more periods in the binomial model and/or more stocks. This numerical progress is very limited as these authors were not able to go beyond ten periods in the single-asset framework.

The taxation rule (iii), where the tax basis is the weighted average of past purchase prices, was first considered by Dammon, Spatt and Zhang [11] in the context of a binomial model with short sales constraints and linear taxation rule. The average tax basis is actually used in Canada. Dammon, Spatt and Zhang [11] considered the problem of maximizing the expected discounted utility from future consumption, and provided a numerical analysis of this model based on the dynamic programming principle. The important technical feature of this model is that the path dependency of the problem is seriously reduced, as the dynamics of the tax basis is Markov. This implies a significant advantage of this model in comparison to [15]. This advantage was further justified by [12] who provided a numerical evidence that the certainty equivalent loss from using the average tax basis (iii) instead of the exact tax basis (ii) is typically less than 1% for a large choice of parameter values.

The analysis of Dammon, Spatt and Zhang was further extended to the multi-asset framework by Gallmeyer, Kaniel and Tompaidis [16]. We also refer to Leland [21] who formulated a similar model to ours, but considered the problem of minimizing the tracking error to a Benchmark index.

In this paper, we formulate a continuous time version of the Dammon, Spatt and Zhang utility maximization problem under capital gains taxes, see Section 2. The financial market consists of a tax-free riskless asset and a risky one. The holdings in risky asset are subject to the no-short sales constraint, and the total wealth is restricted by the no-bankruptcy condition. The risky asset is subject to taxes on capital gains. The tax basis is defined as the weighted average of past purchase prices, and the taxation rule is linear, thus allowing for tax credits.

In the context of this financial market, we consider the problem of maximizing expected utility from future consumption in infinite horizon. The investor preferences are described by the power utility which exhibits a constant relative risk aversion coefficient. This simplification is only needed in order to reduce the numerical complexity by taking advantage of the homogeneity property of the power utility function.

In our setting no explicit description of the value function and the optimal consumption-investment policy is available. We therefore concentrate on the approximation aspect and we obtain the two following main results.

- In Section 4, we derive an upper and a lower bound on the value function.

A first important implication of these bounds, is an *explicit* first order Taylor expansion of the value function. This explicit approximation of the value function is valid for models with small interest rate and tax parameters. However, our numerical experiments indicate that this approximation is satisfactory with realistic values of interest rate and tax parameters as it leads to a relative error within 10%.

The lower bound is derived as the limit of the value implied by a sequence of strategies which mimics the Merton optimal strategy in a Merton-type fictitious frictionless financial market with tax-deflated drift and volatility coefficients. The risk premium of this fictitious financial market is smaller than that of the original market. So, even if the optimal strategy in our problem is not available in explicit form, our first order expansion is accompanied by an explicit strategy which achieves “the first order maximal utility value”. Therefore, this sequence of strategies can be viewed as a first-order maximizing sequence for the problem

of optimal investment under capital gains taxes.

The investment component of this approximation sequence exhibits a smaller exposition to the risky asset. Then, the presence of taxes appears as a possible explanation of the risk premium puzzle highlighted by Mehra and Prescott [23]. Notice that this is not consistent with the numerical results of Dammon, Spatt and Zhang [11] for two reasons. First, the bank account in their model is also subject to taxes with the same rate as the risky asset. Second, when the investor portfolio is in a situation of capital gains, she takes advantage of the tax forgiveness at death hypothesis assumed in their model by keeping her holdings in risky assets to maturity.

- In order to evaluate the accuracy of our first order Taylor expansion, we report in Section 6 a characterization of the value function in terms of the associated dynamic programming equation. The rigorous derivation of these results involves heavy technicalities and is therefore reported in the accompanying paper [4]. In order to obtain a satisfactory uniqueness result, which is crucial for the justification of our numerical results of this paper, we introduce in [4] a convenient approximation of our value function.

As a technical by-product of our analysis, we obtain the continuity (and even Lipschitz-continuity, up to a change of variable) of the value function. We recall that, in the tax-free models of [24, 6, 10], the value function is immediately seen to be concave, and the continuity is therefore trivial. Under capital gains taxes, this argument fails, and the numerical results of Section 7 suggest that the value function is indeed not concave.

This characterization of the value function, in terms of the associated dynamic programming equation, is exploited in order to define a numerical approximation based on the finite differences and the Howard algorithm. The convergence of our numerical procedure is guaranteed by the general result of Barles and Souganidis [3]. The precise description of our algorithm together with some numerical results are displayed in Section 7. In particular, for reasonable market data, our explicit first order Taylor expansion of the value function is remarkably close to the numerical approximation obtained by the finite differences algorithm.

The numerical approximation of the optimal strategy displays a bang-bang behavior as expected in our singular control problem. As in the transaction costs context of [10], the state space is partitioned in three regions : the *no-transaction region* NT, the *buy region* B, and the *sell region* S. In NT, the optimal investor holds his position on the financial market, and does not perform any trading. In S, the optimal trader sells immediately part of his holdings in risky assets so that his position is instantaneously removed to the NT region. In particular, this region contains all capital loss positions, since wash sales are shown to be optimal in the absence of transaction costs. Finally, in the B region, the optimal investor buys immediately some amount of risky asset, thus removing instantaneously the position to the NT region. In contrast with the transaction costs framework of [10], these regions are not cones.

NOTATIONS : For a domain \mathbf{D} in \mathbb{R}^n , we denote by $\text{USC}(\mathbf{D})$ (resp. $\text{LSC}(\mathbf{D})$) the collection of all upper semi-continuous (resp. lower semi-continuous) functions from \mathbf{D} to \mathbb{R} . The set of continuous functions from \mathbf{D} to \mathbb{R} is denoted by $C^0(\mathbf{D}) := \text{USC}(\mathbf{D}) \cap \text{LSC}(\mathbf{D})$. For a

parameter $\delta > 0$, we say that a function $f : \mathbf{D} \rightarrow \mathbb{R}$ has δ -polynomial growth if

$$\sup_{x \in \mathbf{D}} \frac{|f(x)|}{1 + |x|^\delta} < \infty.$$

We finally denote by $\text{USC}_\delta(\mathbf{D}) := \{f \in \text{USC}(\mathbf{D}) : f \text{ has } \delta\text{-polynomial growth}\}$. The sets $\text{LSC}_\delta(\mathbf{D})$ and $\text{C}_\delta^0(\mathbf{D})$ are defined similarly.

2 Consumption-investment models with capital gains taxes

2.1 The financial assets

Throughout this paper, we consider a complete probability space $(\Omega, \mathcal{F}, \mathbb{P})$, endowed with a standard scalar Brownian motion $W = \{W_t, 0 \leq t\}$, and we denote by \mathbb{F} the \mathbb{P} -completion of the natural filtration of the Brownian motion.

We consider a financial market consisting of one bank account with constant interest rate $r > 0$, and one risky asset with price process evolving according to the Black and Scholes model :

$$dP_t = P_t[(r + \theta\sigma)dt + \sigma dW_t], \quad (2.1)$$

where $\theta > 0$ is a constant risk premium, and $\sigma > 0$ is a constant volatility parameter. The positivity restriction on the risk premium coefficient ensures that positive investment in the risky asset is interesting. The shares of stock are assumed to be infinitely divisible.

2.2 Taxation rule on capital gains

The sales of the stock are subject to *taxes on capital gains*. The amount of tax to be paid for each sale of risky asset, at time t , is computed by comparison of the current price P_t to an index B_t defined as the weighted average price of the shares purchased by the investor up to time t . When $P_t \geq B_t$, i.e. the current price of the risky asset is greater than the weighted average price, the investor would *realize a capital gain* by selling the risky asset. Similarly, when $P_t \leq B_t$, the sale of the risky asset corresponds to the *realization of a capital loss*.

In order to better explain the definition of the tax basis B , we provide the following example taken from the official Canadian tax code, see the document *Capital Gains 2004* p21 on www.cra.gc.ca.

The following table reports transactions performed by an individual on shares of STU Ltd, and how the tax basis of the individual changes over time

Transaction	Price P (Dollars)	number of shares (unitless)	Portfolio composition (unitless)	Tax basis B (Dollars)
Purchase at t_1	15.00	100	100 : 15.00/share	15.00
Purchase at t_2	20.00	150	100 : \$15.00/share 150 : \$20.00/share	18.00
Sale at t_3	-	200 $= \frac{4}{5}(100 + 150)$	20 : \$15.00/share 30 : \$20.00/share	18.00
Purchase at t_4	21.00	350	20 : \$15.00/share 30 : \$20.00/share	
			350 : \$21.00/share	20.625

Just after a sale transaction, the tax basis is not changed. However sales do alter the tax basis starting from the date of the next purchase. Notice however that the tax basis is only affected by the number of shares which has been sold, and not by the sale price.

The sale of a unit share of stock at some time t is subject to the payment of an amount of tax computed according to the tax basis of the portfolio at time t . In this paper we consider a linear taxation rule, i.e. this amount of tax is given by

$$\ell(P_t - B_t) := \alpha(P_t - B_t), \quad (2.2)$$

where $\alpha \in (0, 1)$ is a constant tax rate coefficient. When the tax basis is smaller than the spot price, the investor realizes a capital gain. Then, by selling one unit of risky asset at the spot price P_t , the amount of tax to be paid is $\alpha(P_t - B_t)$. When the tax basis is larger than the spot price, the investor receives the tax credit $\alpha(B_t - P_t)$ for each unit of asset sold at time t .

Remark 2.1 In practice, the realized capital losses are deduced from the total amount of taxes that the investor has to pay, and the annual deductible capital losses amount may be limited by the tax code. In our model we follow Dammon, Spatt and Zhang [11] by adopting the simplifying assumption that capital losses are credited immediately without any limit.

Remark 2.2 Our definition of the tax basis B is slightly different from that of Dammon, Spatt and Zhang [11] who set the tax basis to be equal to the spot price whenever the average purchase price exceeds the current price. This does not affect the results, as Proposition 4.5 below shows that wash sales are optimal.

2.3 Consumption-investment strategies

We denote by X_t the position on the bank, Y_t the position on the risky assets account, and

$$K_t := B_t \frac{Y_t}{P_t}, \quad t \geq 0, \quad (2.3)$$

the position on the risky asset account evaluated at the basis price. The trading in risky asset is subject to the no-short sales constraint

$$Y_t \geq 0 \quad \mathbb{P} - \text{a.s.} \quad \text{for all } t \geq 0, \quad (2.4)$$

and the position of the investor is required to satisfy the solvency condition

$$\begin{aligned} Z_t &:= X_t + Y_t - \ell(P_t - B_t) \frac{Y_t}{P_t} \\ &= X_t + (1 - \alpha)Y_t + \alpha K_t \geq 0 \quad \mathbb{P} - \text{a.s.} \end{aligned} \quad (2.5)$$

i.e. the total wealth of the investor, after liquidation of the risky asset position, is non-negative at any point in time.

Trading on the financial market is described by means of the transfers between the two investment opportunities defined by two \mathbb{F} -adapted, right-continuous and non-decreasing processes $L = \{L_t, t \geq 0\}$ and $M = \{M_t, t \geq 0\}$ with $L_{0-} = M_{0-} = 0$. The amount transferred from the bank to the non-risky asset account at time t is given by dL_t and corresponds to a purchase of risky asset. The amount transferred from the risky asset account to the bank at time t is given by $Y_{t-}dM_t$ and corresponds to a sale of risky asset. The example of calculation of the tax basis of a portfolio, displayed in the above table, shows the importance of expressing the sales in terms of proportions of the total holdings in risky asset.

In order to ensure that the no short-sales constraint (2.4) holds, we restrict the jumps of M by

$$\Delta M_t \leq 1 \quad \text{for } t \geq 0 \quad \mathbb{P} - \text{a.s.} \quad (2.6)$$

With these notations, the evolution of the wealth on the risky asset account is given by

$$dY_t = Y_t \frac{dP_t}{P_t} + dL_t - Y_{t-}dM_t. \quad (2.7)$$

and, by definition of the tax basis B and (2.3), we have :

$$dK_t = dL_t - K_{t-}dM_t. \quad (2.8)$$

Observe that the contribution of the sales in the dynamics of K_t is evaluated at the basis price. For any given initial condition (Y_{0-}, K_{0-}) equations (2.7)-(2.8) define a unique \mathbb{F} -adapted process (Y, K) with values in \mathbb{R}_+^2 , the non-negative orthant of \mathbb{R}^2 .

In addition to the trading activities, the investor consumes in continuous time at the rate $C = \{C_t, t \geq 0\}$. Here, C is an \mathbb{F} -adapted process with

$$C \geq 0 \quad \text{and} \quad \int_0^T C_t dt < \infty \quad \mathbb{P} - \text{a.s. for all } T > 0. \quad (2.9)$$

Then, the bank component of the wealth process satisfies the dynamics

$$\begin{aligned} dX_t &= (rX_t - C_t) dt - dL_t + Y_{t-}dM_t - \ell(P_t - B_{t-}) \frac{Y_{t-}dM_t}{P_t} \\ &= (rX_t - C_t) dt - dL_t + [(1 - \alpha)Y_{t-} + \alpha K_{t-}] dM_t. \end{aligned} \quad (2.10)$$

Since the processes Y and K have been previously defined, the above dynamics uniquely defines an \mathbb{F} -adapted process X valued in \mathbb{R} , for any given initial condition X_{0-} .

For later use, we report the dynamics of the corresponding liquidation value process defined in (2.5), which follows from (2.7)-(2.8)-(2.10) :

$$dZ_t = (rZ_t - C_t) dt + (1 - \alpha) Y_t \left(\frac{dP_t}{P_t} - r dt \right) - r\alpha K_t dt. \quad (2.11)$$

Definition 2.1 (i) A consumption investment strategy is a triple of \mathbb{F} -adapted processes $\nu = (C, L, M)$ where C satisfies (2.9), L, M are non-decreasing, right-continuous, $L_{0-} = M_{0-} = 0$, and the jumps of M satisfy (2.6).

(ii) Given an initial condition $s = (x, y, k) \in \mathbb{R} \times \mathbb{R}_+ \times \mathbb{R}_+$, and a consumption-investment strategy ν , we denote by $S^{s,\nu} = (X^{s,\nu}, Y^{s,\nu}, K^{s,\nu})$ the unique strong solution of (2.10)-(2.7)-(2.8) with initial condition $S_{0-}^{s,\nu} = s$.

(ii) Given an initial condition $s = (x, y, k) \in \mathbb{R} \times \mathbb{R}_+ \times \mathbb{R}_+$, a consumption-investment strategy ν is said to be s -admissible if the corresponding state process $S^{s,\nu}$ satisfies the no-bankruptcy constraint (2.5). We shall denote by $\mathcal{A}(s)$ the collection of all s -admissible consumption-investment strategies.

The admissibility conditions imply that the process $S^{s,\nu}$ is valued in the closure $\bar{\mathcal{S}}$ of

$$\mathcal{S} = \{(x, y, k) \in \mathbb{R}^3 : x + (1 - \alpha)y + \alpha k > 0, y > 0, k > 0\}. \quad (2.12)$$

We partition the boundary of \mathcal{S} into $\partial\mathcal{S} = \partial^z\mathcal{S} \cup \partial^y\mathcal{S} \cup \partial^k\mathcal{S}$ with

$$\partial^y\mathcal{S} := \{(x, y, k) \in \bar{\mathcal{S}} : y = 0\}, \quad \partial^k\mathcal{S} := \{(x, y, k) \in \bar{\mathcal{S}} : k = 0\},$$

and

$$\partial^z\mathcal{S} = \{(x, y, k) \in \bar{\mathcal{S}} : z := x + (1 - \alpha)y + \alpha k = 0\}.$$

2.4 The consumption-investment problem

The investor preferences are characterized by a power utility function with constant relative risk aversion coefficient $1 - p \in (0, 1)$:

$$U(c) := \frac{c^p}{p} \quad \text{for all } c \geq 0.$$

The restriction of the relative risk aversion coefficient to the interval $(0, 1)$ does not correspond to observed values on real financial markets. We do impose this condition in order to simplify the analysis of this paper, as the boundary condition on $\partial^z\mathcal{S}$ is easily obtained, see Proposition 4.1.

For every initial data $s \in \bar{\mathcal{S}}$ and any admissible strategy $\nu \in \mathcal{A}(s)$, we introduce the investment-consumption criterion

$$J_T(s, \nu) := \mathbb{E} \left[\int_0^T e^{-\beta t} U(C_t) dt + e^{-\beta T} U(Z_T^{s,\nu}) \mathbf{1}_{\{T < \infty\}} \right], \quad T \in \mathbb{R}_+ \cup \{+\infty\}. \quad (2.13)$$

The consumption-investment problem is defined by

$$V(s) := \sup_{\nu \in \mathcal{A}(s)} J_\infty(s, \nu), \quad s \in \bar{\mathcal{S}}. \quad (2.14)$$

We shall assume that the parameters r, θ, σ, p and β satisfy the condition :

$$\frac{\beta}{p} - r - \frac{\theta^2}{2(1-p)} > 0, \quad (2.15)$$

which has been pointed out as a sufficient condition for the finiteness of the value function in the context of a financial market without taxes in [24] and [27].

3 Review of the tax-free model

In this section, we briefly review the solution of the consumption-investment problem when the financial market is free from taxes on capital gains. The properties of the corresponding value function are going to be useful to state relevant bounds for the maximal utility achieved in a financial market with taxes.

In the classical formulation of the tax-free consumption-investment problem [24], the investment control variable is described by means of a unique process π which represents the proportion of wealth invested in risky assets at each time, and the consumption process C is expressed as a proportion c of the total wealth :

$$d\bar{Z}_t = \bar{Z}_t [(r - c_t)dt + \pi_t \sigma (\theta dt + dW_t)]. \quad (3.1)$$

In this context, a consumption-investment admissible strategy is a pair of adapted processes (c, π) such that c is nonnegative and

$$\int_0^T c_t dt + \int_0^T |\pi_t|^2 dt < \infty \quad \mathbb{P} - \text{a.s. for all } T > 0.$$

We shall denote by $\bar{\mathcal{A}}$ the collection of all such consumption-investment strategies. For every initial condition $z \geq 0$ and strategy $(c, \pi) \in \bar{\mathcal{A}}$, there is a unique strong solution to (3.1) that we denote by $\bar{Z}^{z, c, \pi}$. The frictionless consumption-investment problem is

$$\bar{V}(z) := \sup_{(c, \pi) \in \bar{\mathcal{A}}} \mathbb{E} \left[\int_0^\infty e^{-\beta t} U(c_t \bar{Z}_t^{z, c, \pi}) dt \right]. \quad (3.2)$$

Theorem 3.1 ([24]) *Let Condition (2.15) hold. Then, for all $z \geq 0$:*

$$\bar{V}(z) = \gamma(r, \theta) \frac{z^p}{p}, \quad \text{where } \gamma(r, \theta) := \left(\frac{\beta - pr}{1-p} - \frac{p\theta^2}{2(1-p)^2} \right)^{p-1},$$

and the constant consumption-investment strategy

$$\bar{\pi} := \frac{\theta}{(1-p)\sigma}, \quad \bar{c} := \gamma(r, \theta),$$

is optimal.

Remark 3.1 The reduction of the model of Section 2 to the frictionless case, i.e. $\alpha = 0$, does not alter the value function. However, the investment strategies in our formulation are constrained to have bounded variation. Since the Merton optimal strategy is well-known to be unique and has unbounded variation, it follows that existence fails to hold in our formulation.

4 First properties of the value function

4.1 Boundary value

We first discuss the value function on the boundary of the state space \mathcal{S} . Observe that there is no *a priori* information on the boundary components $\partial^y\mathcal{S}$ and $\partial^k\mathcal{S}$. This is one source of difficulty in the numerical part of this paper, as this state constraint problem needs a special treatment, see [4]. On the remaining boundary $\partial^z\mathcal{S}$, the following result states that the value function is zero.

Proposition 4.1 *For every $s \in \partial^z\mathcal{S}$, we have $V(s) = 0$.*

Proof. Let s be in $\partial^z\mathcal{S}$, and ν be in $\mathcal{A}(s)$. By the definition of the set admissible controls, the process $Z^{s,\nu}$ is non-negative. By Itô's Lemma together with the non-negativity of C , K , and the non-decrease of L , this provides

$$0 \leq e^{-rt} Z_t^{s,\nu} \leq (1 - \alpha) \int_0^t e^{-ru} Y_u^{s,\nu} \sigma [\theta du + dW_u] .$$

Let \mathbb{Q} be the probability measure equivalent to \mathbb{P} under which the process $\{\theta u + W_u, u \geq 0\}$ is a Brownian motion. The process appearing on the right-hand side of the last inequality is a \mathbb{Q} -supermartingale as a non-negative \mathbb{Q} -local martingale. By taking expected values under \mathbb{Q} , it then follows from the last inequalities that $Z^{s,\nu} = Y^{s,\nu} = K^{s,\nu} = C = L \equiv 0$. We have then proved that for $s \in \partial^z\mathcal{S}$, any admissible strategy $\nu = (C, L, M) \in \mathcal{A}(s)$ is such that $C = L \equiv 0$, implying that $V(s) = 0$. \square

4.2 Monotonicity and Homogeneity

Proposition 4.2 *The value function V is nondecreasing with respect to each of the variables x , y , and k .*

Proof. Let $s := (x, y, k)$ be in $\bar{\mathcal{S}}$, and $s' := (x', y', k')$ such that $s' - s \in \mathbb{R}_+^3$. Clearly s' is in $\bar{\mathcal{S}}$. In order to prove the required result, it is sufficient to show that $\mathcal{A}(s) \subset \mathcal{A}(s')$. Let $\nu = (C, L, M)$ be an arbitrary strategy in $\mathcal{A}(s)$, and we claim that the liquidation value process $Z^{s',\nu}$ is non-negative, so that $\nu \in \mathcal{A}(s')$. Indeed, for $t \geq 0$, we directly compute that

$$\begin{aligned} \hat{Y}_t &:= Y_t^{s',\nu} - Y_t^{s,\nu} = (y' - y) e^{(r+\sigma\theta-\sigma^2/2)t+\sigma W_t - M_t^c} \prod_{0 \leq s \leq t} (1 - \Delta M_s) \geq 0 \quad \mathbb{P} - \text{a.s.} , \\ \hat{K}_t &:= K_t^{s',\nu} - K_t^{s,\nu} = (k' - k) e^{-M_t^c} \prod_{0 \leq s \leq t} (1 - \Delta M_s) \geq 0, \quad \mathbb{P} - \text{a.s.} \end{aligned}$$

where we denoted by M^c the continuous part of M , and

$$e^{-rt} \left(X_t^{s',\nu} - X_t^{s,\nu} \right) = x' - x + \int_0^t e^{-ru} \left[(1 - \alpha) \hat{Y}_{u-} + \alpha \hat{K}_{u-} \right] dM_u \geq 0 .$$

Then, $Z_t^{s',\nu} \geq Z_t^{s,\nu} \geq 0$ since $\nu \in \mathcal{A}(s)$, and therefore ν is in $\mathcal{A}(s')$. \square

We next state a homogeneity property of V which is implied by the choice of the power utility function. This feature will be used, in the numerical approximation of this paper, to reduce the dimensionality of the state space.

Proposition 4.3 *The value function V satisfies the following homogeneity property*

$$V(\delta s) = \delta^p V(s) \quad \text{for all } s \in \bar{\mathcal{S}} \text{ and } \delta > 0.$$

Proof. 1. Let $\nu = (C, L, M)$ be an arbitrary strategy in $\mathcal{A}(s)$, and define the strategy $\nu' := (\delta C, \delta L, M)$. We easily verify that $S^{\delta s, \nu'} = \delta S^{s, \nu} \in \bar{\mathcal{S}}$, which implies that ν' is in $\mathcal{A}(\delta s)$, and therefore

$$V(\delta s) \geq \mathbb{E} \left[\int_0^\infty e^{-\beta u} U(\delta C_u) du \right] = \delta^p J_\infty(\delta, \nu),$$

where the last equality follows from the homogeneity property of the utility function U . By the arbitrariness of ν in $\mathcal{A}(s)$, this shows that $V(\delta s) \geq \delta^p V(s)$.

2. The reverse inequality follows immediately from the first step of this proof by writing $V(s) = V(\delta^{-1} \delta s) \geq \delta^{-p} V(\delta s)$. \square

4.3 Continuity of the value function

In the absence of taxes on capital gains, i.e. $\alpha = 0$, it is easy to deduce from the concavity of U that the value function V is concave, and therefore continuous. The numerical results exhibited in Section 7 reveal that this property is no longer valid when $\alpha > 0$. The proof of the following continuity result is obtained by first reducing the continuity problem to the ray $\{(x, 0, 0), x \in \mathbb{R}_+\}$. This is achieved by means of a comparison result in the sense of viscosity solutions. Then the continuity on the latter ray is proved by direct argument.

Proposition 4.4 *The value function V is continuous on $\bar{\mathcal{S}}$.*

Proof. See Appendix. \square

4.4 Optimality of wash sales

In this subsection we prove that it is always worth realizing capital losses whenever the tax basis exceeds the spot price of the risky asset. In other words, given $s = (x, y, k) \in \bar{\mathcal{S}}$, every admissible strategy $\nu \in \mathcal{A}(s)$, with $K_\tau^{s, \nu} > Y_\tau^{s, \nu}$ (i.e. $B_\tau^{s, \nu} > P_\tau$) for some stopping time τ , can be improved strictly by realizing the capital loss on the entire portfolio at time τ . This property is observed in practice, and is known as a *wash sale*. It was stated in [11], and embedded directly in the definition of the tax basis.

This result can be understood easily. Observe that any wash sale implies an immediate decrease of the holdings in risky assets evaluated at the basis price K , while the total holdings in risky assets remain unchanged. Since the dynamics of K in (2.8) is autonomous and $K \geq 0$, it follows that wash sales imply a permanent decrease of the K variable. We now observe from the dynamics of the Z variable in (2.11) that this in turn implies an increase of the after-tax liquidation value of the portfolio. Since such an increase may be used to increase the consumption rate, this shows that wash sales induce an increase of the total consumption.

Proposition 4.5 Consider some $s \in \bar{\mathcal{S}}$ and $\nu = (C, L, M) \in \mathcal{A}(s)$. Assume that $K_\tau^{s,\nu} > Y_\tau^{s,\nu}$ a.s. for some finite stopping time τ . Then there exists an admissible strategy $\tilde{\nu} = (\tilde{C}, \tilde{L}, \tilde{M}) \in \mathcal{A}(s)$ such that

$$Y^{\tilde{\nu}} = Y^\nu, \quad \Delta \tilde{M} - \Delta M = \mathbf{1}_{\{\tau\}} \quad \text{and} \quad J_\infty(s, \tilde{\nu}) > J_\infty(s, \nu),$$

i.e. wash sale is optimal.

To prove this result, we start by the following lemma.

Lemma 4.1 In the setting of Proposition 4.5, set $(L', M') := (L, M) + (1, 1)(1 - \Delta M_\tau) \mathbf{1}_{t \geq \tau}$. Then $\nu' = (C, L', M') \in \mathcal{A}(s)$ and the resulting state process satisfies

$$Y^{s,\nu'} = Y^{s,\nu}, \quad Z^{s,\nu'} \geq Z^{s,\nu}, \quad K^{s,\nu'} \leq K^{s,\nu} \quad \text{a.s. and} \quad Z_t^{\nu'} > Z_t^\nu \quad \text{a.s. on } \{t > \tau\}.$$

Proof. 1. Since ν and ν' differ only by the jump at the stopping time τ , and $\Delta L'_\tau = \Delta M'_\tau$, we have

$$Y^{s,\nu'} = Y^{s,\nu}, \quad \text{and} \quad (Z_t^{s,\nu'}, K_t^{s,\nu'}) = (Z_t^{s,\nu}, K_t^{s,\nu}) \quad \text{for all } t < \tau.$$

Moreover, it follows from (2.11) that the processes $Z^{s,\nu}$ and $Z^{s,\nu'}$ have continuous paths. Hence $Z_\tau^{s,\nu'} = Z_\tau^{s,\nu}$.

2. For $t > \tau$, we compute directly from (2.8) that

$$K_t^{s,\nu'} - K_t^{s,\nu} = (K_\tau^{s,\nu'} - K_\tau^{s,\nu}) e^{-M_t^c + M_\tau^c} \prod_{\tau < u \leq t} (1 - \Delta M_u)$$

Observe that the newly defined strategy ν' consists in selling out the whole portfolio at time τ , as $\Delta M'_\tau = 1$. Hence $K_\tau^{s,\nu'} = Y_\tau^{s,\nu'} = Y_\tau^{s,\nu}$, and

$$K_t^{s,\nu'} - K_t^{s,\nu} = (Y_\tau^{s,\nu} - K_\tau^{s,\nu}) e^{-M_t^c + M_\tau^c} \prod_{\tau < u \leq t} (1 - \Delta M_u) > 0 \quad \text{for } t \geq \tau,$$

since $Y_\tau^{s,\nu} - K_\tau^{s,\nu} < 0$, by definition of τ .

3. We finally compute directly from (2.11) that

$$e^{-rt} (Z_t^{s,\nu'} - Z_t^{s,\nu}) = -r\alpha \int_\tau^t e^{-ru} (K_u^{s,\nu'} - K_u^{s,\nu}) du > 0, \quad \text{for } t > \tau,$$

by Step 2 of this proof. Hence $Z^{s,\nu'} \geq 0$ and $\nu' \in \mathcal{A}(s)$. □

Proof of Proposition 4.5. Let $\nu' = (C, L', M')$ be the transformation of of the consumption-investment strategy ν introduced in the previous Lemma 4.1, and define the strategy $\tilde{\nu} = (\tilde{C}, \tilde{L}, \tilde{M})$ by :

$$\tilde{C}_t := C_t + \xi (Z_t^{s,\tilde{\nu}} - Z_t^{s,\nu}) \mathbf{1}_{t \geq \tau} \quad \text{and} \quad (\tilde{L}, \tilde{M}) := (L', M'), \quad (4.1)$$

where ξ is an arbitrary positive constant. Observe that $(Y^{s,\tilde{\nu}}, K^{s,\tilde{\nu}}) = (Y^{s,\nu'}, K^{s,\nu'})$, and $Z_t^{s,\tilde{\nu}} = Z_t^{s,\nu'} = Z_t^{s,\nu}$ for $t \leq \tau$. In particular, $K^{s,\tilde{\nu}} - K^{s,\nu} = K^{s,\nu'} - K^{s,\nu} \leq 0$ by Lemma 4.1. In order to check the admissibility of the strategy $\tilde{\nu}$, we directly compute that :

$$\begin{aligned} e^{-r(t-\tau)} \left(Z_t^{s,\tilde{\nu}} - Z_t^{s,\nu} \right) &= Z_\tau^{s,\tilde{\nu}} - Z_\tau^{s,\nu} - r\alpha \int_\tau^t e^{-r(u-\tau)} (K_u^{s,\tilde{\nu}} - K_u^{s,\nu}) du \\ &\quad + \xi \int_\tau^t e^{-r(u-\tau)} (Z_u^{s,\tilde{\nu}} - Z_u^{s,\nu}) du \\ &\geq -\xi \int_\tau^t e^{-r(u-\tau)} (Z_u^{s,\tilde{\nu}} - Z_u^{s,\nu}) du. \end{aligned}$$

By the Gronwall inequality, this implies that $Z_t^{\tilde{\nu}} > Z_t^\nu$ on $\{t > \tau\}$, and therefore $\tilde{C} > C$ on $\{t > \tau\}$ with positive Lebesgue $\otimes P$ measure. Hence $J_\infty(s; \tilde{\nu}) > J_\infty(s; \nu)$. \square

5 The first order approximation

5.1 Upper bound

We now derive an upper bound on the value function V , which expresses that there is no way for the investor to take advantage of tax credits in order to do better than in the tax-free financial market.

Proposition 5.1 *For $s = (x, y, k)$ in $\bar{\mathcal{S}}$, we have $V(s) \leq \bar{V}(x + (1 - \alpha)y + \alpha k)$.*

Proof. Let $s = (x, y, k)$ be in $\bar{\mathcal{S}}$. Consider some consumption-investment strategy $\nu = (C, L, M)$ in $\mathcal{A}(s)$. Define a consumption-investment strategy $\tilde{\nu} = (C, (1 - \alpha)L, M)$ and denote by (\tilde{X}, \tilde{Y}) the corresponding tax-free bank and risky assets account processes with the initial endowment $(x + \alpha k, (1 - \alpha)y)$. Clearly

$$\tilde{Y}_t = (1 - \alpha)Y_t^{s,\nu} \geq 0 \quad \mathbb{P} - \text{a.s.}$$

We next prove that $\tilde{\nu}$ is admissible in the tax-free financial market by showing that $\tilde{Z}_t := \tilde{X}_t + \tilde{Y}_t$ is $\mathbb{P} - \text{a.s.}$ nonnegative. Since $\tilde{Z}_{0-} - Z_{0-}^{s,\nu} = 0$, we have

$$\tilde{Z}_t - Z_t^{s,\nu} \geq e^{rt} \int_0^t e^{-ru} r\alpha K_u^{s,\nu} du \geq 0.$$

Hence, $\tilde{Z}_t^{s,\nu} \geq Z_t^{s,\nu} \geq 0$ $\mathbb{P} - \text{a.s.}$ and $\bar{V}(x + (1 - \alpha)y + \alpha k) \geq J_\infty(s, \nu)$, see Remark 3.1. The required result follows from the arbitrariness of $\nu \in \mathcal{A}(s)$. \square

5.2 Lower bound

Recall the function γ defined in Theorem 3.1.

Proposition 5.2 *For $s = (x, y, k)$ in $\bar{\mathcal{S}}$ and $z = x + (1 - \alpha)y + \alpha k$, there exists a sequence of admissible strategies $(\nu^n)_{n \geq 1} \subset \mathcal{A}(s)$ such that*

$$V(s) \geq \gamma \left(r, \tilde{\theta}^\alpha \right) \frac{z^p}{p} = \lim_{n \rightarrow \infty} J_\infty(s, \nu^n) \quad \text{where} \quad \tilde{\theta}^\alpha := \theta - \frac{r\alpha}{\sigma(1 - \alpha)},$$

i.e. the value function of the Merton frictionless problem with the smaller risk premium $\tilde{\theta}^\alpha$ can be approached as close as possible in the context of the financial market with taxes.

This result is proved by producing a sequence of admissible strategies $(C_n, L_n, M_n)_{n \geq 1} \subset \mathcal{A}(s)$ which approximates the Merton's value function with the smaller risk premium $\tilde{\theta}^\alpha$. To give an intuitive justification of this result, we re-write (2.11) as

$$dZ_t = (rZ_t - C_t) dt + Y_t \tilde{\sigma}^\alpha \left(dW_t + \tilde{\theta}^\alpha dt \right) + r\alpha(Y_t - K_t) dt, \quad (5.1)$$

where $\tilde{\theta}^\alpha$ is defined in the statement of Proposition 5.2 and $\tilde{\sigma}^\alpha := (1 - \alpha)\sigma$. The above equation shows that the dynamics of Z differs from the dynamics (3.1) of the wealth process \bar{Z} , in the classical frictionless model with modified parameters $(\tilde{\sigma}^\alpha, \tilde{\theta}^\alpha)$, only by the term $r\alpha(Y - K)$. In view of Proposition 4.5, we expect this term to be non-negative for the optimal strategy (if exists). This hints that the liquidation value process Z is larger than the wealth process in the fictitious tax-free financial market with modified risk premium, and therefore justifies the inequality of Proposition 5.2.

The proof reported in Appendix A exhibits an explicit sequence of strategies which mimics the optimal consumption-investment strategy in the Merton frictionless model, while keeping the difference $Y - K$ small, or equivalently, the tax basis close to the spot price of risky asset.

Remark 5.1 Let $b := r + \theta\sigma$ be the instantaneous mean return coefficient in our financial market. Then, the modified risk premium θ^α can be easily interpreted in terms of the modified volatility coefficient $\sigma^\alpha = (1 - \alpha)\sigma$ and a similarly modified instantaneous mean return coefficient $b^\alpha := (1 - \alpha)b$, as

$$\theta^\alpha = \frac{b^\alpha - r}{\sigma^\alpha}.$$

This fictitious financial market with such modified coefficients corresponds to the situation where the investor is forced to realize the capital gains or losses, at each time t , before adjusting the portfolio.

5.3 The first order expansion

Propositions 5.1 and 5.2 provide the following bounds on the value function V

$$\gamma(r, \tilde{\theta}^\alpha) \frac{(x + (1 - \alpha)y + \alpha k)^p}{p} \leq V(x, y, k) \leq \gamma(r, \theta) \frac{(x + (1 - \alpha)y + \alpha k)^p}{p}, \quad (5.2)$$

where $\tilde{\theta}^\alpha$ is defined in the statement of Proposition 5.2, and γ is defined in Theorem 3.1. Observe that $\tilde{\theta}^\alpha = \theta$ whenever $\alpha = 0$ or $r = 0$. Therefore, we might expect that these bounds are tight for small interest rate or tax parameter. This is the object of the following first main result of this paper.

Proposition 5.3 *For $s = (x, y, k) \in \mathcal{S}$, we have*

$$V(s) = V^{\text{app}}(s) + o(\alpha + r),$$

where $o(\xi)$ is a function on \mathbb{R} with $o(\xi)/\xi \rightarrow 0$ as $\xi \rightarrow 0$, and

$$V^{\text{app}}(s) := \left(\gamma(0, \theta) + r \frac{\partial \gamma}{\partial r}(0, \theta) \right) \frac{(x+y)^p}{p} + \alpha \gamma(0, \theta)(k-y)(x+y)^{p-1}.$$

Before turning to the proof of this result, let us make some comments.

1. Observe that the function γ defined in Theorem 3.1 is decreasing in the r variable. Then, the above first order expansion shows that the value function V is decreasing in the interest rate variable (for small interest rate and tax parameters).

2. The variation of the value function in terms of the tax rate α depends on the initial position of the tax basis. If the initial tax basis is larger than the spot price, i.e. in a situation of capital gain loss, the investor takes advantage immediately of the tax credit, as stated in Proposition 4.5, and the value function V is increasing in α (for small α). In the opposite situation, i.e. when the initial tax basis is smaller than the spot price, the value function is decreasing in α . Finally, when the initial tax basis coincides with the spot price, the value function is not sensitive to the tax rate in the first order.

This variation of the value function (up to the first order) in terms of the tax rate α is somehow surprising. Indeed, in a capital loss situation, an increase of the tax parameter implies

- on one hand, an increase of the tax credit received initially by the agent,
- on the other hand, a larger amount of tax to be paid during the infinite lifetime of the agent.

Our first order expansion shows that, for small interest rate and tax parameters, the increase of initial tax credit is never compensated by the increase of tax over the infinite lifetime.

Proof of Proposition 5.3 It is sufficient to observe that the bounds on the value function V in (5.2) are smooth functions with identical partial gradient with respect to (r, α) at the origin. This follows from the fact that

$$\left. \frac{\partial \tilde{\theta}^\alpha}{\partial \alpha} \right|_{(r, \alpha) = (0, 0)} = \left. \frac{\partial \tilde{\theta}^\alpha}{\partial r} \right|_{(r, \alpha) = (0, 0)} = 0.$$

□

Remark 5.2 Since the lower bound in (5.2) has the same first order Taylor expansion than the value function V , we can view the corresponding strategy as nearly optimal. From the discussion following Proposition 5.2, the portfolio allocation defining the lower bound is by definition an approximation of the constant portfolio allocation

$$\bar{\pi}^\alpha := \frac{\tilde{\theta}^\alpha}{(1-p)\tilde{\sigma}^\alpha} = \frac{1}{(1-p)\sigma^2} \left[\frac{b}{1-\alpha} - \frac{r}{(1-\alpha)^2} \right],$$

where $b := \sigma\theta + r$ is the instantaneous mean return of the risky asset. Direct computation shows that $\bar{\pi}^\alpha \leq \bar{\pi}^0$ if and only if $r \geq (1-\alpha)(\rho - r)$. Using the data set of Dammon, Spatt and Zhang [11] ($r = 6\%$, $\rho = 9\%$, $\alpha = 36\%$), we see that $\bar{\pi}^\alpha \leq \bar{\pi}^0$.

Notice that the portfolio $\bar{\pi}^\alpha$ is not consistent with the numerical findings of [11]. This is due to the fact that the bank account in their model is also subject to taxes with the same

tax rate as for the risky asset which implies that the optimal portfolio strategy in the forced realization case is given by

$$\hat{\pi}^\alpha = \frac{b(1-\alpha) - r(1-\alpha)}{(1-p)\sigma^2(1-\alpha)^2} = \frac{\hat{\pi}^0}{1-\alpha},$$

which is increasing in α .

6 Characterization by the dynamic programming equation

The goal of this section is to provide a characterization of V by means of a second order partial differential equation for which we shall provide a numerical solution in the subsequent section. Unfortunately, we are unable to obtain a characterization of V by the corresponding dynamic programming equation. In paragraph 6.2 below, we exhibit a consistent approximation V^ε as the unique solution of an approximating second order partial differential equation.

6.1 The dynamic programming equation

For s in $\bar{\mathcal{S}}$ and $\nu = (C, L, M)$ in \mathcal{A} , the jumps of the state processes S are given by

$$\Delta S_t^{s,\nu} = -\Delta L_t \mathbf{g}^b - \Delta M_t [(1-\alpha)Y_{t-}^{s,\nu} + \alpha K_{t-}^{s,\nu}] \mathbf{g}^s(S_{t-}^{s,\nu})$$

where the vector fields \mathbf{g}^b and $\mathbf{g}^s(x, y, k)$ are defined by

$$\mathbf{g}^b := \begin{pmatrix} 1 \\ -1 \\ -1 \end{pmatrix} \quad \text{and} \quad \mathbf{g}^s(s) := \begin{pmatrix} -1 \\ \frac{1}{1-\alpha} \\ 0 \end{pmatrix} + \begin{pmatrix} 0 \\ \frac{-\alpha}{1-\alpha} \\ 1 \end{pmatrix} \frac{k}{(1-\alpha)y + \alpha k} \mathbf{1}_{(y,k) \neq 0}.$$

The dynamic programming equation of our problem is then given by

$$\min \left[-\mathcal{L}V, \mathbf{g}^b \cdot DV, \mathbf{g}^s \cdot DV \right] = 0 \text{ on } \bar{\mathcal{S}} \setminus \partial^z \mathcal{S} \quad \text{and} \quad V = 0 \text{ on } \partial^z \mathcal{S} \quad (6.1)$$

where \mathcal{L} is the second order differential operator defined by

$$\mathcal{L}V = \beta V - rxVx - byVy - \frac{1}{2}\sigma^2 y^2 V_{yy} - \tilde{U}(V_x), \quad \text{with} \quad \tilde{U}(q) = \sup_{c \geq 0} U(c) - cq.$$

Observe that we have no information on the regularity of the value function V , hence we cannot prove that V is a classical solution to (6.1). Moreover the value function V is only known on the boundary $\partial^z \mathcal{S}$, see Proposition 4.1, but there is no possible knowledge of V on $\partial^y \mathcal{S} \cup \partial^k \mathcal{S}$. We then need to use the notion of viscosity solutions which allows for a weak formulation of solutions to partial differential equations and boundary conditions. For a locally bounded function $v : \bar{\mathcal{S}} \rightarrow \mathbb{R}$, we shall use the classical notations in viscosity theory

$$v^*(s) := \limsup_{\mathcal{S} \ni s' \rightarrow s} v(s') \quad \text{and} \quad v_*(s) := \liminf_{\mathcal{S} \ni s' \rightarrow s} v(s')$$

for the corresponding upper and lower semi-continuous envelopes.

Definition 6.1 (i) A locally bounded function v is a constrained viscosity subsolution of (6.1) if $v^* \leq 0$ on $\partial^z \mathcal{S}$, and for all $s \in \bar{\mathcal{S}} \setminus \partial^z \mathcal{S}$ and $\varphi \in C^2(\bar{\mathcal{S}})$ with $0 = (v^* - \varphi)(s) = \max_{\bar{\mathcal{S}} \setminus \partial^z \mathcal{S}} (v^* - \varphi)$ we have $\min [-\mathcal{L}\varphi, \mathbf{g}^b \cdot D\varphi, \mathbf{g}^s \cdot D\varphi] \leq 0$.

(ii) A locally bounded function v is a constrained viscosity supersolution of (6.1) if $v_* \geq 0$ on $\partial^z \mathcal{S}$, and for all $s \in \mathcal{S}$ and $\varphi \in C^2(\mathcal{S})$ with $0 = (v_* - \varphi)(s) = \min_{\mathcal{S}} (v_* - \varphi)$ we have $\min [-\mathcal{L}\varphi, \mathbf{g}^b \cdot D\varphi, \mathbf{g}^s \cdot D\varphi] \geq 0$.

(iii) A locally bounded function v is a constrained viscosity solution of (6.1) if it is a constrained viscosity subsolution and supersolution.

In the above definition, Observe that there is no boundary value assigned to the value function on $\partial^y \mathcal{S} \cup \partial^k \mathcal{S}$. Instead, the subsolution property holds on this boundary. Notice that the supersolution property is satisfied only in the interior of the domain \mathcal{S} . The notion of constrained viscosity solution was introduced in [28]. For later use, we report the following results [4].

Because \mathbf{g}^s is not locally Lipschitz continuous, we were unfortunately not able to obtain a characterization of the value function V as constrained viscosity solution of (6.1). In order to justify the validity of our numerical results, we then introduce in the next section an approximation which builds on the results of the accompanying paper [4].

Remark 6.1 The main difficulty to prove a stronger comparison result, which would not require a priori comparison on $\{(x, 0, 0) : x \geq 0\}$, is that the mapping \mathbf{g}^s is not continuous on this axis. In the subsequent paragraph, we define an approximation V^ε of V by means of a convenient approximation of \mathbf{g}^s by a sequence of locally Lipschitz-continuous functions $(\mathbf{g}_\varepsilon^s)_{\varepsilon > 0}$ on $\bar{\mathcal{S}} \setminus \partial^z \mathcal{S}$.

6.2 Characterization by approximation

For every $\varepsilon > 0$, we define the function

$$f^\varepsilon(x, y, k) := 1 \wedge \left(\frac{k}{\varepsilon z} - 1 \right)^+ \quad \text{with} \quad z := x + (1 - \alpha)y + \alpha k,$$

together with the approximation of \mathbf{g}^b and \mathbf{g}^s :

$$\mathbf{g}_\varepsilon^b := \begin{pmatrix} 1 + \varepsilon \\ -1 \\ -1 \end{pmatrix},$$

and

$$\mathbf{g}_\varepsilon^s(x, y, k) := \mathbf{g}^s(x, y, k f^\varepsilon(s)) \quad \text{for all} \quad s \in \mathcal{S} \setminus \partial^z \mathcal{S}.$$

Notice that \mathbf{g}_ε^s is locally Lipschitz-continuous on $\bar{\mathcal{S}} \setminus \partial^z \mathcal{S}$, and $\mathbf{g}_\varepsilon^s(s) = \mathbf{g}^s(s)$ whenever $k \geq 2\varepsilon z$. We now state the main result for the numerical application of the subsequent paragraph.

In the following statement, a constrained viscosity solution of (6.2) is understood in the sense of Definition 6.1 with $(\mathbf{g}_\varepsilon^b, \mathbf{g}_\varepsilon^s)$ substituted to $(\mathbf{g}^b, \mathbf{g}^s)$.

Theorem 6.1 ([4]) *For each $\varepsilon > 0$, the boundary value problem*

$$\min \left\{ -\mathcal{L}\varphi, \mathbf{g}^b \cdot D\varphi, \mathbf{g}_\varepsilon^s \cdot D\varphi \right\} = 0 \text{ on } \bar{\mathcal{S}} \setminus \partial^z \mathcal{S} \quad \text{and} \quad \varphi = 0 \text{ on } \partial^z \mathcal{S} \quad (6.2)$$

has a unique constrained viscosity solution V^ε in the class $C_p^0(\bar{\mathcal{S}})$. Moreover,

- (i) *the family $(V^\varepsilon)_{\varepsilon>0}$ is non-increasing and converges to the value function V uniformly on compact subsets of $\bar{\mathcal{S}}$ as $\varepsilon \searrow 0$,*
- (ii) *for every $s \in \bar{\mathcal{S}}$ and $\delta \geq 0$, we have $V^\varepsilon(\delta s) = \delta^p V^\varepsilon(s)$.*

Proof. The existence of V^ε as the unique constrained viscosity solution of (6.2) in the class $C_p^0(\bar{\mathcal{S}})$ is shown in [4], where we introduced the value function $v^{\varepsilon,\lambda}$ of a consumption investment problem with transaction costs $(\lambda, 0)$ and ε -modified taxation rule near the ray $\{(x, 0, 0), x \in \mathbb{R}_+\}$. Here $V^\varepsilon = v^{\varepsilon,\varepsilon}$. The property (ii) was proved for $v^{\varepsilon,\lambda}$ in [4], and is therefore inherited by V^ε .

It remains to prove (i). The non-increase of the sequence $(V^\varepsilon)_{\varepsilon>0}$ is inherited from the non-increase of the sequence $(v^{\varepsilon,\lambda})_{\varepsilon>0}$, proved in [4], together with the decrease of the sequence $(v^{\varepsilon,\lambda})_{\lambda>0}$. It follows from this monotonicity property that $V^0 := \lim_{\varepsilon \rightarrow 0} V^\varepsilon$ is well defined. Now observe that $v^{\varepsilon,\lambda} \leq V^\varepsilon \leq v^{0,\varepsilon} \leq V$ for every $\lambda \geq \varepsilon$. Then

$$\lim_{\lambda \rightarrow 0} \lim_{\varepsilon \rightarrow 0} v^{\varepsilon,\lambda} \leq V^0 \leq V,$$

and the limit on the left hand side is shown to be V in [4]. Hence $V^0 = V$, and the convergence holds uniformly on compact subsets by monotonicity of (V^ε) and the continuity of the limit V . \square

In the above Theorem 6.1, the uniqueness statement is a consequence of the following comparison result, which will be further needed in order to justify the convergence of our numerical method by the general argument of Barles and Souganidis [3].

Proposition 6.1 ([4]) *Let u be an upper-semicontinuous constrained viscosity subsolution of (6.2), and v be a constrained viscosity supersolution of (6.2) such that $(u - v)^+ \in \text{USC}_p(\bar{\mathcal{S}})$. Then $u \leq v$ in the entire domain $\bar{\mathcal{S}}$.*

7 Numerical results

We have stated in the previous section that the value function V is approximated by the functions $(V^\varepsilon)_{\varepsilon>0}$, where for each $\varepsilon > 0$, V^ε can be computed as the unique viscosity solution of the boundary value problem (6.2). In this section we provide a numerical estimate for V , based on a numerical schemes for (6.2) defined by the finite-difference discretization, and the classical Howard algorithm.

This section is organized as follows. We first exploit the homotheticity property of V^ε (Theorem 6.1 (ii)) to reduce the dimension and the domain of the state space to $[0, 1] \times [0, 1]$. We next describe the numerical scheme based on finite differences and the Howard algorithm.

7.1 Change of variables and reduction of the state dimension

By the homotheticity property of V^ε (Theorem 6.1(ii)) we have for $s = (x, y, k) \in \bar{\mathcal{S}} \setminus \partial^z \mathcal{S}$ and $z := x + [(1 - \alpha)y + \alpha k]$

$$V^\varepsilon(s) = z^p \mathcal{V}^\varepsilon\left(\frac{y}{z}, \frac{k}{z}\right) \quad \text{where} \quad \mathcal{V}^\varepsilon(\xi_1, \xi_2) := V^\varepsilon(1 - (1 - \alpha)\xi_1 - \alpha\xi_2, \xi_1, \xi_2) .$$

Next, for a vector $\xi \in \mathbb{R}_+^2$, we define the vector $\zeta \in [0, 1]^2$ by

$$\zeta_i := \xi_i / (1 + \xi_i) , \quad i = 1, 2, \quad \text{and} \quad \Psi^\varepsilon(\zeta) := \mathcal{V}^\varepsilon(\xi) .$$

This reduces the domain of \mathcal{V}^ε from \mathbb{R}_+^2 to the compact $[0, 1]^2$. By changing variables, it is immediately checked that Ψ^ε is a continuous constrained viscosity solution on $[0, 1) \times [0, 1)$ of

$$\min_{a \in \mathbb{A}} \left\{ \beta(a) \Psi^\varepsilon(\zeta) - \sum_{i=1}^2 b_i(a, \zeta) \cdot D_i \Psi^\varepsilon(\zeta) - \frac{1}{2} \sum_{i,j=1}^2 \eta_{ij}(a, \zeta) D_{ij}^2 \Psi^\varepsilon(\zeta) - g(a) \right\} = 0 , \quad (7.1)$$

where the control set \mathbb{A} and the expressions of β , $(b_i)_{i=1,2}$ $(\eta_{i,j})_{i,j=1,2}$ are obtained by immediate calculation.

7.2 Numerical scheme for (7.1)

We adopt a classical finite difference discretization in order to obtain a numerical scheme for (7.1).

Let N be a positive integer, and set $h := \frac{1}{N}$, the finite difference step, we set $e_1 := (1, 0)$, $e_2 := (0, 1)$, and we define the uniform grid $\bar{\mathcal{S}}_h := [0, 1]^2 \cap (h\mathbb{Z})^2$. We denote by $\zeta^h := (\zeta_1^h, \zeta_2^h)$ a point of the grid $\bar{\mathcal{S}}_h$, and we set $\mathcal{S}_h := (0, 1) \times (0, 1) \cap (h\mathbb{Z})^2$. In order to define a discretization of (7.1), we approximate the partial derivatives of Ψ^ε by the corresponding backward and forward finite differences

$$\begin{aligned} b_i(a, \zeta) \partial_i \Psi^\varepsilon(\zeta) &\approx \begin{cases} b_i(a, \zeta) D_i^+ \Psi^\varepsilon(\zeta) & \text{if } b_i(a, \zeta) \geq 0, \\ b_i(a, \zeta) D_i^- \Psi^\varepsilon(\zeta) & \text{if } b_i(a, \zeta) < 0, \end{cases} \\ \partial_{ii} \Psi^\varepsilon(\zeta) &\approx D_i^2 \Psi^\varepsilon(\zeta) , \\ \eta_{ij}(a, \zeta) \partial_{ij} \Psi^\varepsilon(\zeta) &\approx \begin{cases} \eta_{ij}(a, \zeta) D_{ij}^+ \Psi^\varepsilon(\zeta) & \text{if } \eta_{ij}(a, \zeta) \geq 0, \\ \eta_{ij}(a, \zeta) D_{ij}^- \Psi^\varepsilon(\zeta) & \text{if } \eta_{ij}(a, \zeta) < 0, \end{cases} \end{aligned}$$

where the finite difference operators are defined for $i \neq j \in \{1, 2\}$ by

$$\begin{aligned} D_i^+ \Psi^\varepsilon(\zeta) &= \frac{\Psi^\varepsilon(\zeta + he_i) - \Psi^\varepsilon(\zeta)}{h} , \\ D_i^- \Psi^\varepsilon(\zeta) &= \frac{\Psi^\varepsilon(\zeta) - \Psi^\varepsilon(\zeta - he_i)}{h} , \\ D_i^2 \Psi^\varepsilon(\zeta) &= \frac{\Psi^\varepsilon(\zeta + he_i) - 2\Psi^\varepsilon(\zeta) + \Psi^\varepsilon(\zeta - he_i)}{h^2} , \\ D_{ij}^\pm \Psi^\varepsilon(\zeta) &= \frac{1}{2h^2} \{ 2\Psi^\varepsilon(\zeta) + \Psi^\varepsilon(\zeta + he_i \pm he_j) + \Psi^\varepsilon(\zeta - he_i \mp he_j) \\ &\quad - \Psi^\varepsilon(\zeta + he_i) - \Psi^\varepsilon(\zeta - he_i) - \Psi^\varepsilon(\zeta + he_j) - \Psi^\varepsilon(\zeta - he_j) \} . \end{aligned}$$

In order to compute these differences at every point of \mathcal{S}_h , we extend Ψ^ε as follows

$$\Psi^\varepsilon \left(\zeta_0^h \right) = \Psi^\varepsilon \left(\zeta_0^h + h e_1 \right), \quad \Psi^\varepsilon \left(\zeta_1^h \right) = \Psi^\varepsilon \left(\zeta_1^h - h e_1 \right),$$

for $\zeta_0^h \in \{0\} \times [0, 1]$, $\zeta_1^h \in \{1\} \times [0, 1]$, and

$$\Psi^\varepsilon \left(\zeta_0^h - h e_2 \right) = \Psi^\varepsilon \left(\zeta_0^h \right), \quad \Psi^\varepsilon \left(\zeta_1^h \right) = \Psi^\varepsilon \left(\zeta_1^h - h e_2 \right)$$

for $\zeta_0^h \in [0, 1] \times \{0\}$, $\zeta_1^h \in [0, 1] \times \{1\}$. This provides a system of $(N - 1)N$ non linear equations with the $(N - 1)N$ unknowns $\Psi_h^\varepsilon(\zeta^h)$, $\zeta^h \in \mathcal{S}_h$:

$$\min_{a \in \mathbb{A}} \{ A_h^a \Psi_h^\varepsilon - g(a) \} = 0. \quad (7.2)$$

7.3 The classical Howard algorithm

In order to solve (7.2) we adopt the classical Howard algorithm which can be described as follows

$$\begin{aligned} \text{step } 0 : & \quad \text{start from an initial value for the control } : a^0 \in \mathbb{A}, \\ & \quad \Psi_h^0 \text{ solution of } A_h^{a^0} \varphi - g(a^0) = 0, \\ \text{step } k + 1, k \geq 0 : & \quad \text{find } a^{k+1} \in \operatorname{argmin}_{a \in \mathbb{A}} \left\{ A_h^a \Psi_h^k - g(a) \right\}, \\ & \quad \Psi_h^{k+1} \text{ solution of } A_h^{a^{k+1}} \varphi - g(a^{k+1}) = 0. \end{aligned}$$

7.4 Accuracy of the first order Taylor expansion

We implement the above numerical algorithm with the following parameters

$$p = 0.3, \quad \sigma = 0.3, \quad \text{and } \beta = 0.1.$$

We also fix the instantaneous mean return of the risky asset to

$$b := \theta \sigma + r = 0.11,$$

In Figures 1, 2 and 3 we have plotted the relative error

$$\frac{\left| \mathcal{V}_\varepsilon^h \left(\zeta_{ij}^h \right) - \mathcal{V}^{\text{app}} \left(\zeta_{ij}^h \right) \right|}{\mathcal{V}^{\text{app}} \left(\zeta_{ij}^h \right)}.$$

on the grid for various fixed values of r and α . The right hand-side of all these figures reports the same plot than the left hand-side concentrated on $[(y/z), (k/z)] \in [0, 1]^2$. We observe large errors near the boundary of the grid which can explode up to 50 %. In these regions, we can draw no conclusions as the numerical scheme based on the finite differences typically exhibits large approximation errors near the boundary. However, we observe that the relative error is remarkably small for points of the grid which are located far from the boundary.

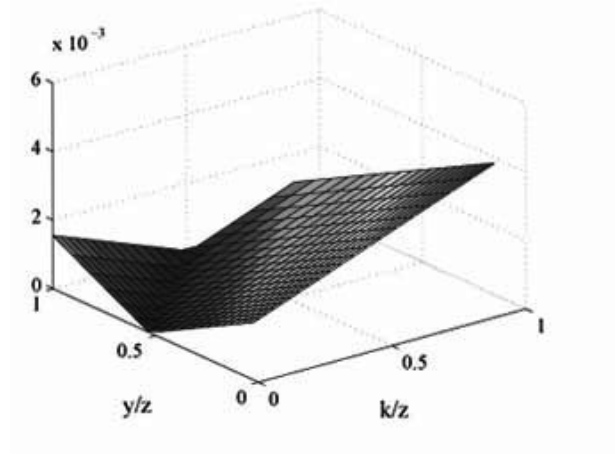
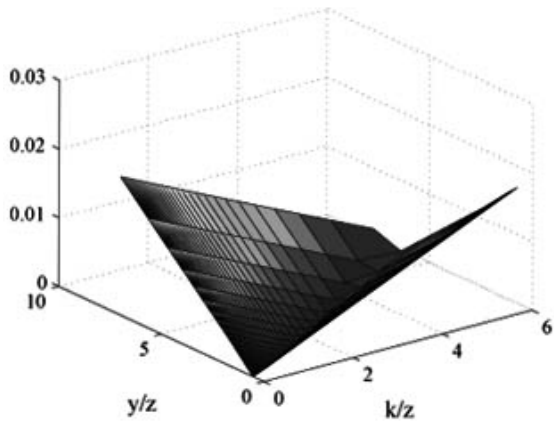


Figure 1: Relative error for $r = 0.001$ and $\alpha = 0.01$.

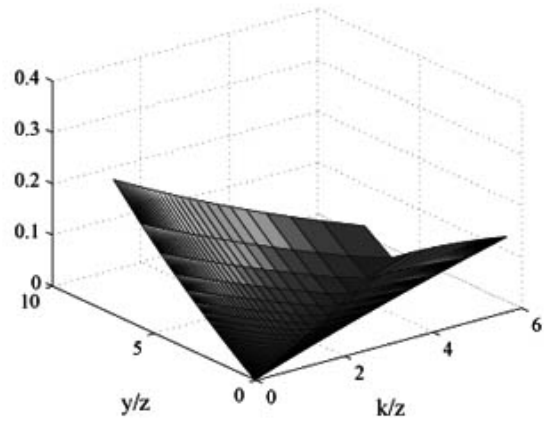
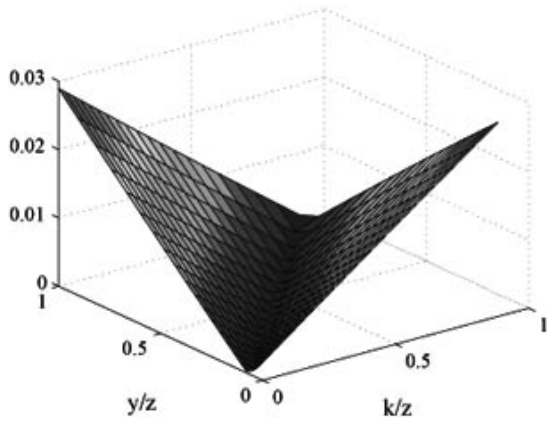


Figure 2: Relative error for $r = 0.001$ and $\alpha = 0.1$.

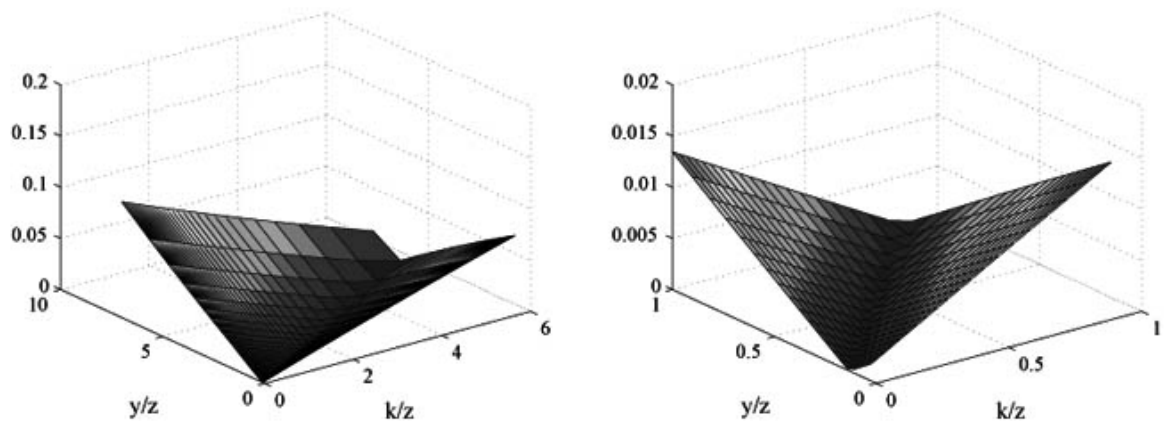


Figure 3: Relative error for $r = 0.01$ and $\alpha = 0.05$.

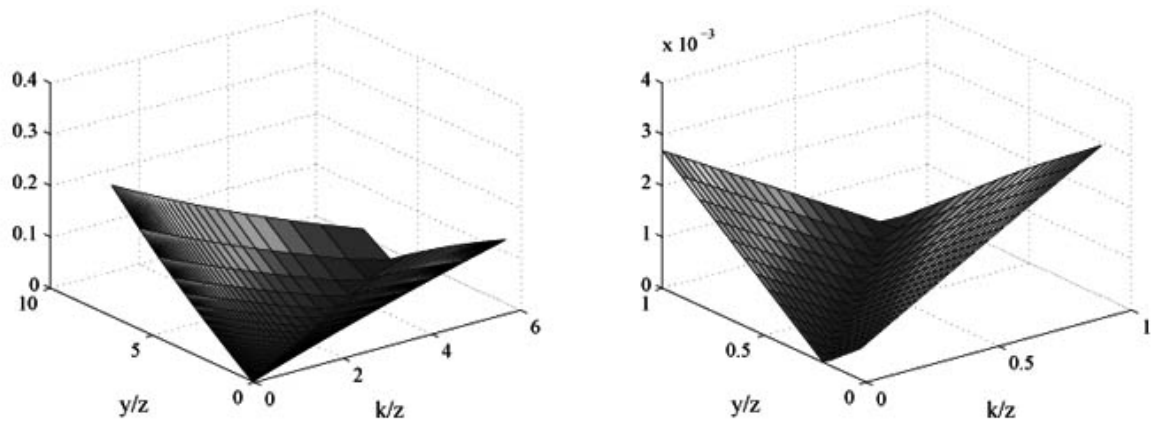


Figure 4: Relative error for $r = 0.01$ and $\alpha = 0.1$.

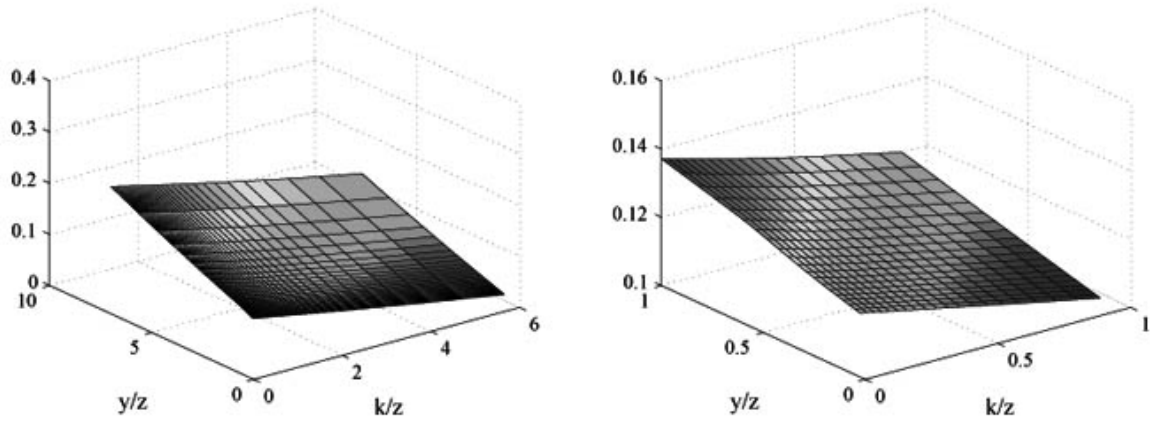


Figure 5: Relative error for $r = 0.07$ and $\alpha = 0.05$.

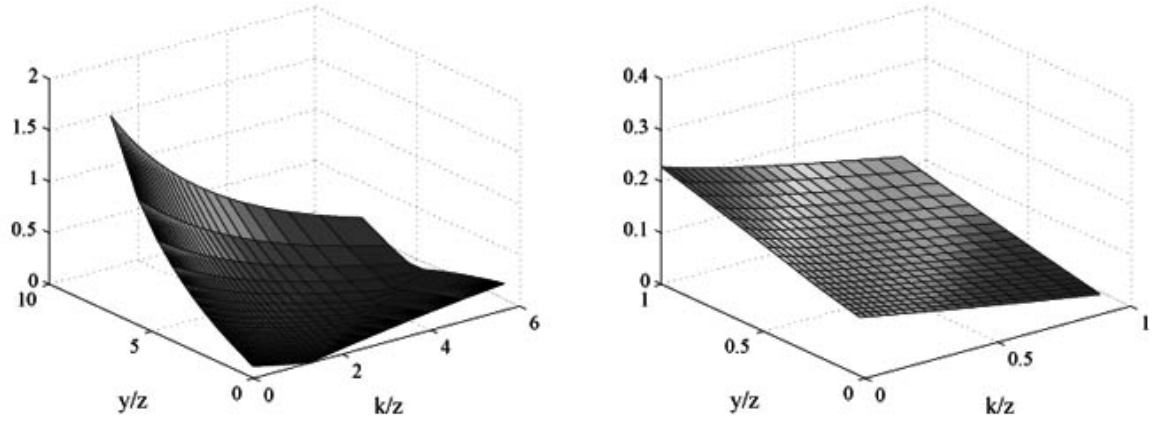


Figure 6: Relative error for $r = 0.07$ and $\alpha = 0.3$.

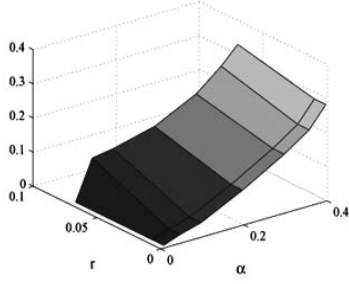


Figure 7: Mean relative error on $[0, 10]^2$.

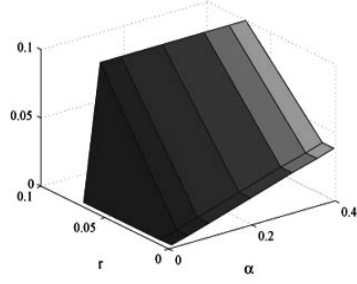


Figure 8: Mean relative error on $[0, 1]^2$.

We next examine the accuracy of the approximation for different sets of parameters r and α :

$$r \in \{0.001, .01, .07\} \quad \text{and} \quad \alpha \in \{.001, .01, .05, .1, .2, .3, .36\} .$$

Figure 7 plots the mean relative error between the results of the first order expansion and the numerical algorithm over all points of the grid :

$$\frac{1}{N(N-1)} \sum_{i,j} \frac{\left| \mathcal{V}_\varepsilon^h(\zeta_{ij}^h) - \mathcal{V}^{\text{app}}(\zeta_{ij}^h) \right|}{\mathcal{V}^{\text{app}}(\zeta_{ij}^h)} ,$$

where $N(N-1)$ is the total number of points in the grid, $\mathcal{V}_\varepsilon^h$ is the approximation of \mathcal{V}_ε obtained by our numerical scheme, and

$$\mathcal{V}^{\text{app}}(\xi_1, \xi_2) := V^{\text{app}}(1 - (1 - \alpha)\xi_1 - \alpha\xi_2, \xi_1, \xi_2) .$$

As expected, the relative error is zero at the origin, and increases when the values of the parameters r and α increase. For realistic market values of r and α , the average relative error is of the order of 40 %.

In order to examine further the error, we concentrate on the points of the grid which are located far from the boundary. The corresponding average relative error is plotted in Figure 8. We observe that the average relative error is remarkably small, and is of the order of 4 % for realistic values of r and α . This figure is our main numerical result as it shows the high accuracy of the first order Taylor approximation V^{app} of the value function V .

Welfare analysis. In view of Remark 5.2, an approximating strategy is given by the constant portfolio allocation $\bar{\pi}^\alpha$, and the constant consumption-wealth ratio $\bar{c}^\alpha = \gamma(r, \tilde{\theta}^\alpha)$. The expected utility realized by following this approximating strategy corresponds to the lower bound $\tilde{V}(z) = \gamma(r, \tilde{\theta}^\alpha)$ of Proposition 5.2.

In order to compare this approximating strategy to the optimal one, we report in Figures 9 and 10 the welfare cost, z^* such that $V(1 - (1 - \alpha)\xi_1 - \alpha\xi_2, \xi_1, \xi_2) = \tilde{V}(1 + z^*)$, with the following parameters

$$p = .3, \quad \beta = .1, \quad b := r + \theta\sigma = .11, \quad \sigma = .3, \quad \text{and} \quad r = .07 .$$

The welfare cost is non-increasing with respect to the tax basis and remains relatively small for reasonable values of the parameters α : it reaches a maximum of 8% for $\alpha = 0.2$ and of 12% for $\alpha = 0.36$.

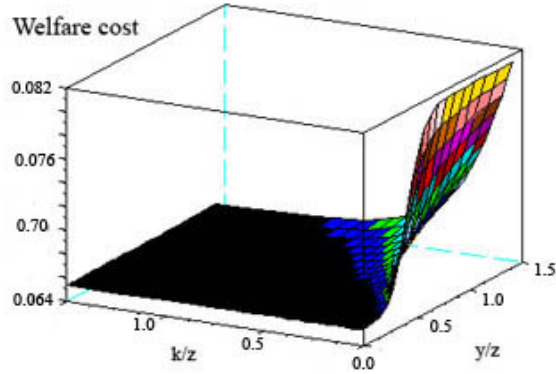


Figure 9: Welfare cost for $\alpha = 0.20$.

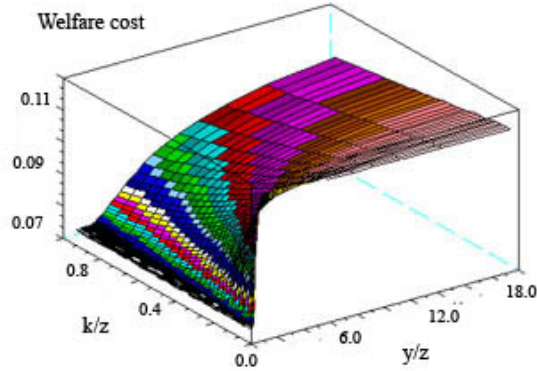


Figure 10: Welfare cost for $\alpha = 0.36$.

7.5 Optimal investment strategies

Throughout this subsection we implement our numerical algorithm with the following parameters

$$p = .3, \beta = .1, b := r + \theta\sigma = 0.11, \sigma = 0.3, \text{ and } r = .07.$$

The tax-free model. For $\alpha = 0.0$, our algorithm produces the well-known results of the Merton frictionless model. Given the above values of the parameters, the Merton's optimal strategy is given by

$$\bar{\pi} = .6349 \text{ and } \bar{c} = .1074.$$

Figure 11 reports the numerical solution for the function $\mathcal{V}_\varepsilon^h$. We verify that the function $\mathcal{V}_\varepsilon^h$ in this tax-free context does not depend on the variable ξ_2 , so that the value function V_ε^h does not depend on the k component. We also see that the value function is concave.

Figure 12 reports the optimal investment strategy, and produces the expected partition of the state space into

- the region of no transaction (**NT**) which corresponds to positions such that the proportion of wealth allocated to the risky asset $y/(x+y)$ is equal to $\bar{\pi}$. In this region no position adjustment is considered by the investor,
- the **Sell** region, where the investor immediately sells risky assets so as to attain the region **NT** by moving along the ray $(1, -1)$,
- the **Buy** region, where the investor immediately purchases risky assets so as to attain the region **NT** by moving along the ray $(-1, 1)$.

We verify again that this partition is independent of the variable ξ_2 .

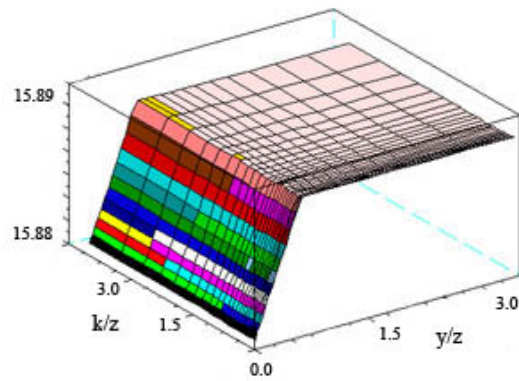


Figure 11: \mathcal{V}_ϵ^h for $\alpha = 0.0$.

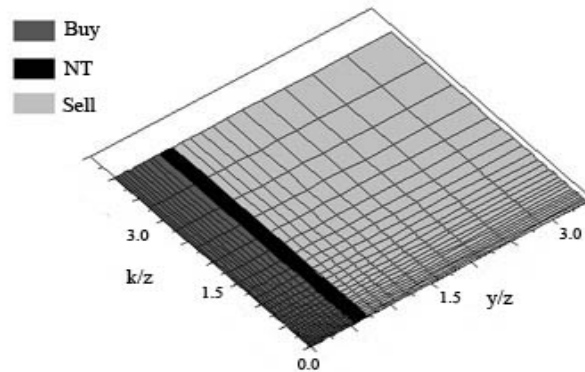


Figure 12: Partition of the domain \mathbb{R}_+^2 for $\alpha = 0.0$.

The value function approximation with taxes. We next concentrate on the case where the tax coefficient is positive. Figures 13, 14, 15 and 16 report the numerical solution for the function \mathcal{V}_ϵ^h for $\alpha = .01, .1, .2$ and $.36$. The main observation out of these numerical results is that, for a positive tax parameter, the value function is no longer concave. This surprising feature leads to mathematical difficulties as we had to derive the dynamic programming equation without any *a priori* regularity of the value function.

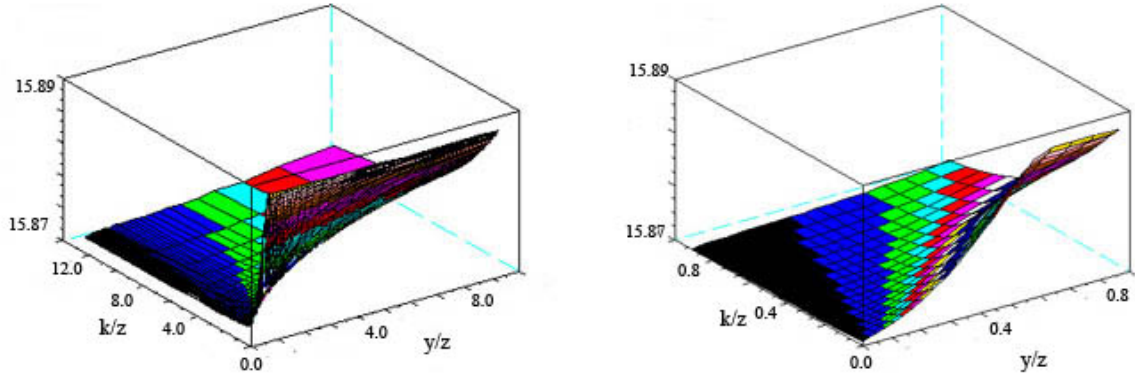


Figure 13: \mathcal{V}_ϵ^h for $\alpha = 0.01$.

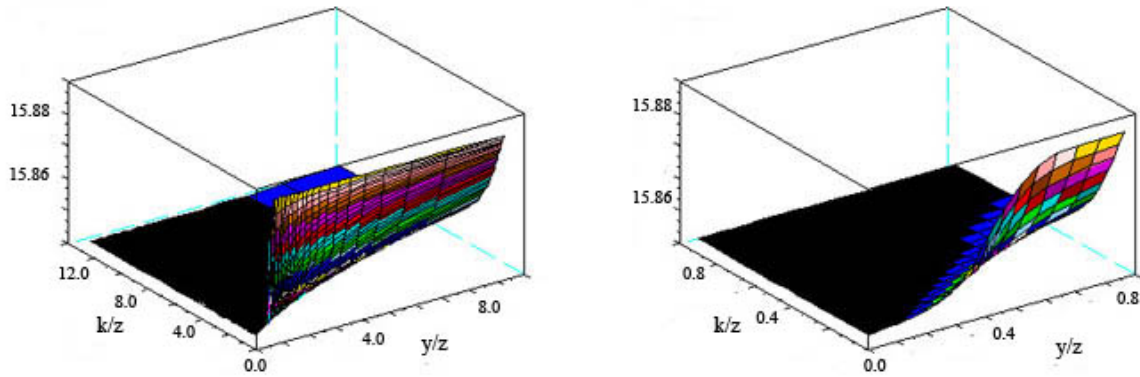


Figure 14: \mathcal{V}_ϵ^h for $\alpha = 0.10$.

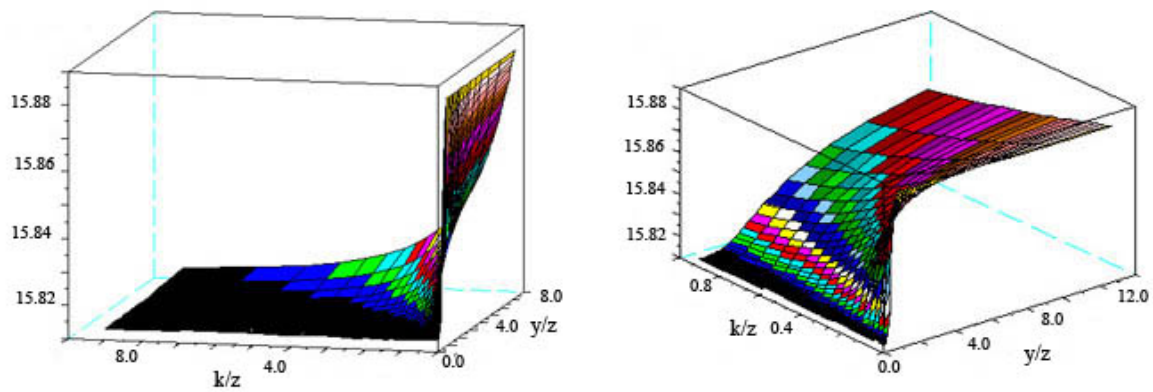


Figure 15: \mathcal{V}_ϵ^h for $\alpha = 0.20$.

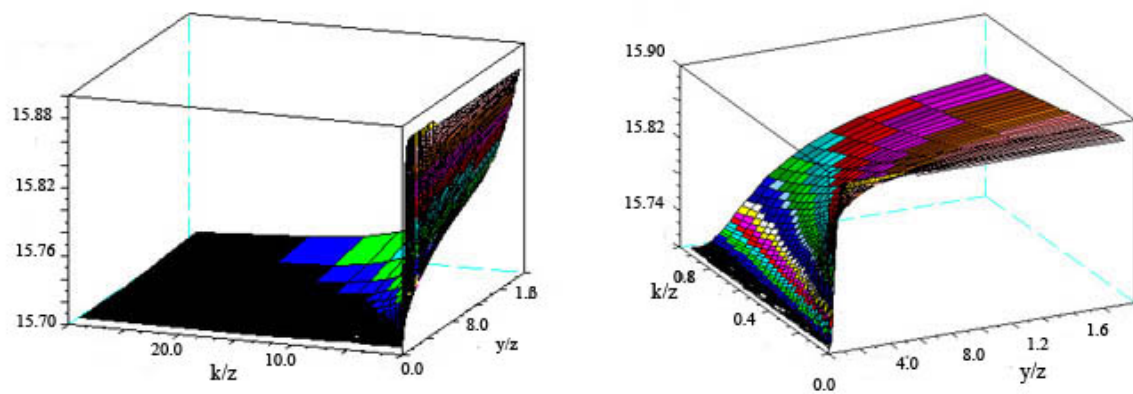


Figure 16: \mathcal{V}_ϵ^h for $\alpha = 0.36$.

Optimal investment strategy under taxes. Figures 17, 18, 19 and 20 show that, for positive α , the domain is again partitioned into three non-intersecting regions :

- the no-transaction region **NT**, where no portfolio adjustment is performed by the optimal investor,
- the **Sell** region, where the investor immediately sells risky assets so as to attain the region **NT** by moving towards the origin along the ray $((1 - \alpha)y + \alpha k, -y, -k) = -[(1 - \alpha)y + \alpha k]\mathbf{g}^s$,
- the **Buy** region, where the investor immediately purchases risky assets so as to attain the region **NT** by moving along the ray $(-1, 1, 1) = -\mathbf{g}^b$.

For positive α , the boundaries of the no-transaction region depend on the tax-basis, and the range of the proportion of wealth allocated to the risky asset, (y/z) , for which no-transaction is optimal is very sensible to the values of the tax basis (k/z) . Indeed, we observe that the **Buy** region is limited from the left side by the *wash-sales* region which is part of the **Sell** region, exactly according to the statement of Proposition 4.5.

We also observe that, for small values of the k variable, the no-transaction region **NT** contains the Merton optimal portfolio proportions $\bar{\pi}$ and $\bar{\pi}^\alpha$ corresponding respectively to our financial market and to the fictitious financial market with modified parameters.

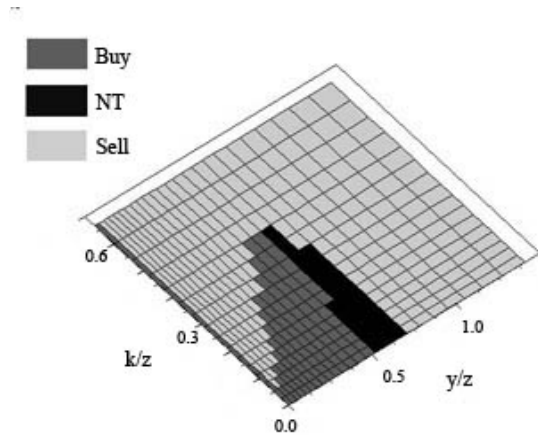


Figure 17: Partition of the domain \mathbb{R}_+^2 for $\alpha = 0.01$.

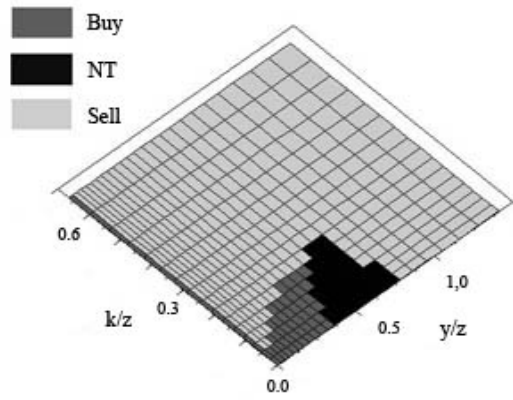


Figure 18: Partition of the domain \mathbb{R}_+^2 for $\alpha = 0.10$.

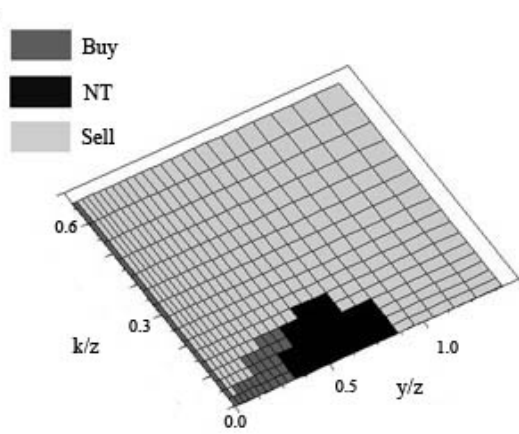


Figure 19: Partition of the domain \mathbb{R}_+^2 for $\alpha = 0.20$.

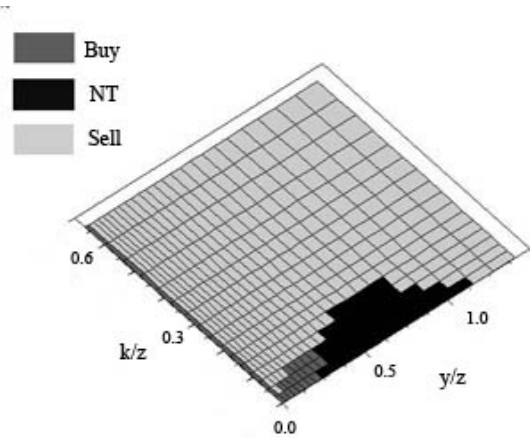


Figure 20: Partition of the domain \mathbb{R}_+^2 for $\alpha = 0.36$.

Optimal consumption strategy under taxes. Figures 21 and 22 report the consumption-wealth ratio for $\alpha = .2$ and $.36$. We notice that this ratio depends on the value of the basis, as well as on proportion of wealth allocated to the risky asset. Moreover, in the presence of taxes, on each point of the grid this ratio is higher than the Merton's optimal consumption-wealth ratio.

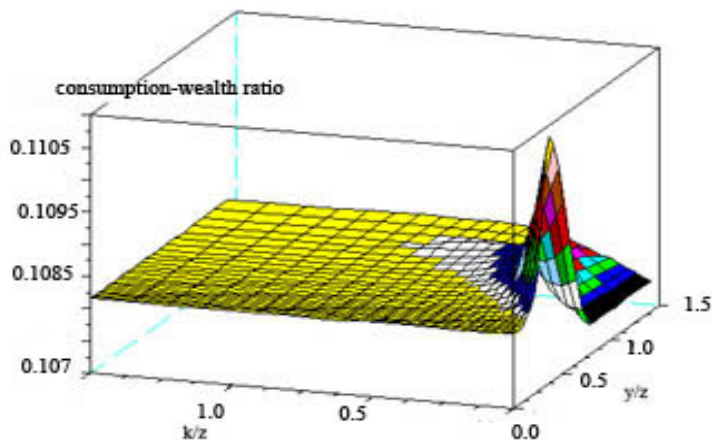


Figure 21: Consumption-wealth ratio for $\alpha = 0.20$.

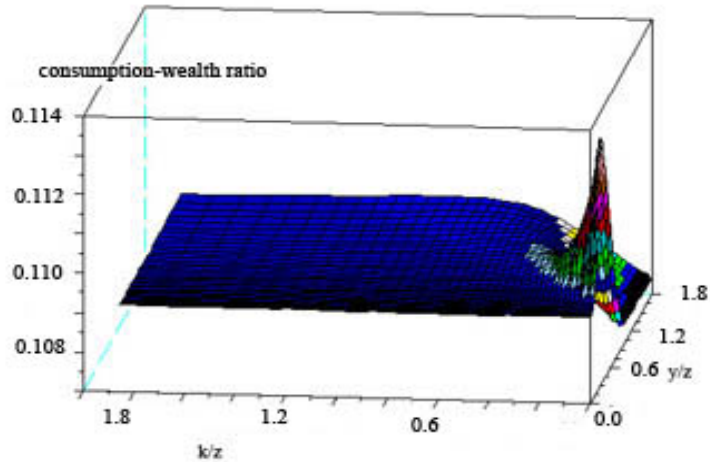


Figure 22: Consumption-wealth ratio for $\alpha = 0.36$.

8 Conclusion

In this paper, we formulated a continuous-time version of the optimal investment problem under capital gains taxes, which was introduced by Dammon, Spatt and Zhang [11] in the context of the binomial model. As a main result, we derived an explicit first order Taylor expansion of the value function for small tax and interest rate parameters. Our numerical results show that the error induced by this approximation is remarkably small for reasonable values of market data. The first order approximation is decreasing in the interest rate parameter, and exhibits a surprising sensitivity with respect to the tax parameter : in a situation of capital loss, an increase of the tax parameter implies an increase of the value function. This suggests that the initial tax credit is never compensated by the increases of taxes through the lifetime of the agent.

The expansion was obtained from explicit bounds on the value function. The lower bound is obtained as the limit of the expected utility of a sequence of strategies which are built so as to mimic the Merton optimal strategy in a frictionless financial market with tax-deflated parameters. Then, this sequence can be viewed as a “first order maximizing sequence” for the problem of optimal investment under capital gains taxes.

The optimal strategies produced by our numerical results are however different in nature from the “first order” optimal strategy, as it exhibits three non-intersecting regions of no transaction, immediate selling and immediate buying.

The bounds on the value function were obtained in the context of the Black and Scholes model and the power utility function. We shall investigate in future work whether similar bounds are still valid in a multiple asset problem with more general dynamics for the underlying risky assets, and whether such bounds still induce a first order Taylor expansion of the value function. Another interesting question is whether these results are valid in the corresponding finite horizon problem.

Appendix A : Proof of Proposition 5.2

Preliminaries and notations

For $s \in \bar{\mathcal{S}}$ and $\nu \in \mathcal{A}(s)$, the process $Z^{s,\nu}$ is defined by the initial condition $Z_0^{s,\nu} = z := x + (1 - \alpha)y + \alpha k$ and the dynamics

$$dZ_t^{s,\nu} = (rZ_t^{s,\nu} - C_t)dt + Y_t^{s,\nu}\tilde{\sigma}^\alpha \left(\tilde{\theta}^\alpha dt + dW_t \right) + r\alpha Y_t^{s,\nu} \left(1 - \frac{B_t^{s,\nu}}{P_t} \right) dt,$$

where

$$\tilde{\sigma}^\alpha := (1 - \alpha)\sigma \quad \text{and} \quad \tilde{\theta}^\alpha := \theta - \frac{r\alpha}{\tilde{\sigma}^\alpha}.$$

Our purpose is to show that the value function V outperforms the maximal utility achieved in a frictionless financial market consisting of one bank account with the constant interest rate r , and one risky asset with price process P^α given by

$$dP_t^\alpha = P_t^\alpha \left[rdt + \tilde{\sigma}^\alpha (\tilde{\theta}^\alpha dt + dW_t) \right] \quad \text{and} \quad \tilde{P}_0^\alpha = P_0.$$

From Theorem 3.1, the solution of the optimal consumption-investment problem with price process P^α is given by the constant controls

$$\bar{\pi}^\alpha := \frac{\tilde{\theta}^\alpha}{(1 - p)\tilde{\sigma}^\alpha} \quad \text{and} \quad \bar{c}^\alpha := \gamma \left(r, \tilde{\theta}^\alpha \right),$$

and the corresponding optimal wealth process is defined by

$$\bar{Z}^\alpha = z \quad \text{and} \quad d\bar{Z}_t^\alpha = \bar{Z}_t^\alpha \left[(r - \bar{c})dt + \bar{\pi}^\alpha \tilde{\sigma}^\alpha \left(\tilde{\theta}^\alpha dt + dW_t \right) \right].$$

In order to prove the required result, we shall fix an arbitrary maturity $T > 0$, and construct a sequence of admissible strategies $\hat{\nu}^{T,n}$ such that

$$V(s) \geq \lim_{n \rightarrow \infty} J_T(s, \hat{\nu}^{T,n}) = \mathbb{E} \left[\int_0^T e^{-\beta t} U(\bar{c}_t^\alpha) dt \right].$$

Then, the required result follows by sending T to infinity in this inequality.

A sequence of strategies tracking the Merton optimal policy

Let $T > 0$ be a fixed maturity. We construct a sequence of consumption-investment strategies $\hat{\nu}^{T,n}$ by forcing the tax basis B to be close to the spot price, and by *tracking* Merton's optimal strategy, i.e. keeping the proportion of wealth invested in the risky asset and the proportion of wealth dedicated for consumption :

$$\pi_t := \frac{Y_t}{Z_t} \mathbf{1}_{\{Z_t \neq 0\}} \quad \text{and} \quad c_t := \frac{C_t}{Z_t} \mathbf{1}_{\{Z_t \neq 0\}}, \quad 0 \leq t \leq T,$$

close to the pair $(\bar{\pi}^\alpha, \bar{c}^\alpha)$.

To do this, we define a convenient sequence $(\nu^{T,n})_{n \geq 1} := (C^{T,n}, L^{T,n}, M^{T,n})_{n \geq 1}$ for all $s = (x, y, k) \in \bar{\mathcal{S}}$. We shall denote by $(Y^{T,n}, Z^{T,n}, B^{T,n}) = (Y^{\nu^{T,n}}, Z^{\nu^{T,n}}, B^{\nu^{T,n}})$ the

corresponding state processes. For each integer $n \geq 1$, the consumption-investment strategy $\nu^{T,n}$ is defined as follows.

1. At time 0, set $\Delta L_0^{T,n} := \bar{\pi}^\alpha z$ and $\Delta M_0^{T,n} := 1$, so that

$$K_0^{T,n} = Y_0^{T,n}, \quad \pi_0^{T,n} = \bar{\pi}^\alpha, \quad \text{and} \quad Z_0^{T,n} = z.$$

2. At the final time T , set $\Delta L_T^{T,n} := 0$ and $\Delta M_T^{T,n} = 1$, so that all the wealth is transferred to the bank :

$$Y_T^{T,n} = 0 \quad \text{and} \quad X_T^{T,n} = Z_T^{T,n}.$$

3. In Step 4 below, we shall construct a sequence of stopping times $(\tau_k^{T,n})_{k \geq 1}$. Our consumption strategy is defined by

$$C_t^{T,n} := \bar{c}^\alpha Z_t^{T,n} \quad \text{for} \quad 0 \leq t \leq T,$$

and the investment strategy is piecewise constant :

$$dL_t^{T,n} = dM_t^{T,n} = 0 \quad \text{for all} \quad t \in [0, T] \setminus \{\tau_k^{T,n}, k \geq 1\}.$$

4. We now introduce the sequence of stopping times $\tau_k^{T,n}$ as the hitting times of the pair process $(\pi^{T,n}, B^{T,n})$ of some barrier close to $(\bar{\pi}, 1)$. Set

$$\tau_0^{T,n} := 0 \quad \text{and} \quad \tau_k^{T,n} := T \wedge \tau_k^\pi \wedge \tau_k^B, \quad \text{for} \quad k \geq 1,$$

where

$$\begin{aligned} \tau_k^\pi &:= \inf \left\{ t \geq \tau_{k-1}^{T,n} : |\pi_t^{T,n} - \bar{\pi}^\alpha| > n^{-1} \bar{\pi}^\alpha \right\}, \\ \tau_k^B &:= \inf \left\{ t \geq \tau_{k-1}^{T,n} : \left| 1 - \frac{B_t^{T,n}}{P_t} \right| > n^{-1} \right\}. \end{aligned}$$

Clearly, the sequence $(\tau_k^{T,n})_{k \geq 0}$ is increasing, and converges to T .

5. Finally, we specify the jumps $(\Delta L_t^{T,n}, \Delta M_t^{T,n})$ at each time $\tau_k^{T,n}$ by :

$$\Delta L_t^{T,n} := \bar{\pi}^\alpha Z_t^{T,n} \quad \text{and} \quad \Delta M_t^{T,n} := 1 \quad \text{for} \quad t \in \{\tau_k^{T,n}, k \geq 0\},$$

so that

$$\pi_t^{T,n} = \bar{\pi}^\alpha \quad \text{and} \quad B_t^{T,n} = P_t \quad \text{for} \quad t \in \{\tau_k^{T,n}, k \geq 0\}.$$

Lemma A.1 *For each integer n , we have $\nu^{t,n} \in \mathcal{A}(s)$.*

Proof. By (5.1), we have

$$dZ_t^{T,n} = Z_t^{T,n} \left[(r - \bar{c}^\alpha) dt + \pi_t^{T,n} \tilde{\sigma}^\alpha (\tilde{\theta}^\alpha dt + dW_t) + r \alpha \pi_t^{T,n} (1 - B_t^{T,n}) dt \right].$$

Also $0 < (1 - n^{-1}) \bar{\pi}^\alpha \leq \pi_t^{T,n} \leq (1 + n^{-1}) \bar{\pi}^\alpha$. In particular, the process $\pi^{T,n}$ is bounded, so that the above dynamics implies that the process $Z^{T,n}$ is positive, and $Y_t^{T,n} = \pi_t^{T,n} Z_t^{T,n} > 0$ \mathbb{P} - a.s. \square

The convergence result

Lemma A.2 *There is a constant A depending on T such that*

$$\mathbb{E} \left[\sup_{0 \leq s \leq t} \left| Z_t^{T,n} - \bar{Z}_t^\alpha \right|^2 \right] \leq n^{-2} A e^{AT} .$$

Proof. By definition of the sequence of consumption-investment strategies $(\nu^{T,n})$, we have

$$\sup_{0 \leq t \leq T} \left| \pi_t^{T,n} - \bar{\pi}^\alpha \right| \leq \frac{1}{n} \bar{\pi}^\alpha \quad \text{and} \quad \sup_{0 \leq t \leq T} \left| 1 - \frac{B_t^{T,n}}{P_t} \right| \leq \frac{1}{n} . \quad (\text{A.1})$$

By direct computation, we decompose the difference $Z^{T,n} - \bar{Z}^\alpha$ into :

$$D_t := Z_t^{T,n} - \bar{Z}_t^\alpha = F_t + G_t + H_t ,$$

where

$$\begin{aligned} F_t &:= \int_0^t D_u \left[(r - \bar{c}^\alpha) du + \pi_u^{T,n} \left(\tilde{\sigma}^\alpha \tilde{\theta}^\alpha du + \alpha r \left(1 - \frac{B_u^{T,n}}{P_u} \right) du + \tilde{\sigma}^\alpha dW_u \right) \right] , \\ G_t &:= \int_0^t \bar{Z}_u^\alpha \tilde{\sigma}^\alpha \left(\pi_t^{T,n} - \bar{\pi}^\alpha \right) (\theta^\alpha du + dW_u) , \\ H_t &:= \alpha r \int_0^t \pi_u^{T,n} \bar{Z}_u^\alpha \left(1 - \frac{B_u^{T,n}}{P_u} \right) du . \end{aligned}$$

In the subsequent calculation, A will denote a generic (T -dependent) constant whose value may change from line to line. We shall also denote by $V_t^* := \sup_{0 \leq u \leq t} |V_u|$ for all process $(V_t)_t$.

We first start by estimating the first component F . Observe that the process $\pi^{t,n}$ is bounded by $2\bar{\pi}$. Then

$$|F_t|^2 \leq A \int_0^t |D_u^*|^2 du + 2 \left(\int_0^t D_u \pi_u^{t,n} \tilde{\kappa} dW_u \right)^2 .$$

By the Buckholder-Davis-Gundy inequality, this provides

$$\mathbb{E} |F_t^*|^2 \leq A \int_0^t \mathbb{E} |D_u^*|^2 du .$$

By a similar calculation, it follows from (A.1) that :

$$\mathbb{E} |G_t^*|^2 \leq \frac{A}{n^2} \quad \text{and} \quad \mathbb{E} |H_t^*|^2 \leq \frac{A}{n^2} .$$

Collecting the above estimates, we see that :

$$\mathbb{E} |D_t^*|^2 \leq \frac{A}{n^2} + K \int_0^t \mathbb{E} |D_u^*|^2 du \quad \text{for all } t \leq T ,$$

and we obtain the required result by the Gronwall inequality. \square

8.1 Proof of Proposition 5.2

For $s = (x, y, k) \in \bar{\mathcal{S}}$, and $T > 0$,

$$\begin{aligned} \left| J_T(s, \nu^{T,n}) - \int_0^T e^{-\beta t} U(\bar{c}^\alpha \bar{Z}_t^\alpha) dt \right| &= \left| \int_0^T e^{-\beta t} \left(U(\bar{c}^\alpha Z_t^{T,n}) - U(\bar{c}^\alpha \bar{Z}_t^\alpha) \right) dt \right| \\ &\leq A \int_0^T e^{-\beta t} \left| Z_t^{T,n} - \bar{Z}_t^\alpha \right|^p dt \end{aligned}$$

for some positive constant A . Now, by the estimate of Lemma A.2, it follows that

$$\lim_{n \rightarrow \infty} J_T(s, \nu^{T,n}) = \int_0^T e^{-\beta t} U(\bar{c}^\alpha \bar{Z}_t^\alpha) dt.$$

Since $V(s) \geq J_T(s, \nu^{T,n})$ for every $T > 0$, this implies that

$$V(s) \geq \lim_{T \rightarrow \infty} \int_0^T e^{-\beta t} U(\bar{c}^\alpha \bar{Z}_t^\alpha) dt = \gamma(r, \tilde{\theta}^\alpha) \frac{z^p}{p}.$$

□

Appendix B : Proof of Proposition 4.4

In order to prove the continuity of V we follow [4] by introducing the approximation $v^{0,\varepsilon}$ defined as the value function of the control problem

$$v^{0,\varepsilon}(s) := \sup_{\nu \in \mathcal{A}^\varepsilon(s)} J^\varepsilon(s, \nu), \quad \text{where } J^\varepsilon(s, \nu) := \mathbb{E} \left[\int_0^\infty e^{-\beta t} U(C_t) dt \right], \quad (\text{B.2})$$

and $\mathcal{A}^\varepsilon(s)$ is the collection of all \mathbb{F} -adapted processes $\nu = (C, L, M)$ where C satisfies (2.9), L, M are non-decreasing, right-continuous, $L_{0-} = M_{0-} = 0$, the jumps of M satisfy (2.6), and the process $S^{s,\nu} = (X^{s,\nu}, Y^{s,\nu}, K^{s,\nu})$ defined by $S_{0-}^{s,\nu} = s$ and the dynamics (2.7), (2.8),

$$dX_t = (rX_t - C_t) dt - (1 + \varepsilon)dL_t + [(1 - \alpha)Y_{t-} + \alpha K_{t-}] dM_t.$$

takes values in $\bar{\mathcal{S}}$.

The above control problem corresponds to an optimal consumption investment problem with capital gain taxes and proportional transaction cost $\varepsilon > 0$ on purchased risky assets. Clearly

$$v^{0,\varepsilon} \searrow V \quad \text{as } \varepsilon \searrow 0. \quad (\text{B.3})$$

For later use, we recall the following results from [4]

Theorem B.1 *For $\varepsilon \geq 0$, the function $v^{0,\varepsilon}$ is a constrained viscosity solution of*

$$\min \left\{ \mathcal{L}v^{0,\varepsilon}; \mathbf{g}_\varepsilon^b \cdot v^{0,\varepsilon}; \mathbf{g}^s \cdot v^{0,\varepsilon} \right\} = 0 \quad \text{on } \bar{\mathcal{S}} \setminus \partial^z \mathcal{S} \quad \text{and} \quad v^{0,\varepsilon} = 0 \quad \text{on } \partial^z \mathcal{S}. \quad (\text{B.4})$$

Theorem B.2 *For $\varepsilon > 0$, let u be an upper-semicontinuous viscosity subsolution of (B.4), and v be a lower-semicontinuous viscosity super-solution of (B.4), with $(u-v)^+ \in \text{USC}_p(\bar{\mathcal{S}})$. Assume further that $(u-v)(x, 0, 0) \leq 0$ for all $x \geq 0$. Then $u \leq v$ on $\bar{\mathcal{S}}$.*

We first need to prove the continuity of $v^{0,\varepsilon}$.

Lemma B.3 *The function $v^{0,\varepsilon}$ is continuous on $\bar{\mathcal{S}}$.*

Proof. By Proposition 5.1, the semi-continuous envelopes $v^{0,\varepsilon*}$ and $v_*^{0,\varepsilon}$ satisfy the polynomial growth condition $(v^{0,\varepsilon*} - v_*^{0,\varepsilon})^+ \in \text{USC}_p(\bar{\mathcal{S}})$. We also know from Theorem B.1 that they are respectively a constrained subsolution and supersolution of (6.1). We now claim that

$$(v_*^{0,\varepsilon} - v^{0,\varepsilon*})(x, 0, 0) = 0 \quad \text{for all } x \geq 0, \quad (\text{B.5})$$

so that $v_*^{0,\varepsilon} \geq v^{0,\varepsilon*}$ by the comparison result of Theorem B.2, and therefore $v_*^{0,\varepsilon} = v^{0,\varepsilon*}$ since the reverse inequality holds by definition.

It remains to prove (B.5). Notice that for all $s = (x, y, k) \in \bar{\mathcal{S}}$ and $z := x + (1 - \alpha)y + \alpha k$

$$v^{0,\varepsilon}(z, 0, 0) \leq v^{0,\varepsilon}(s) \leq v^{0,\varepsilon}(z + y, 0, 0). \quad (\text{B.6})$$

Before proving these inequalities, let us complete the proof of $v_*^{0,\varepsilon} = v^{0,\varepsilon*}$ on $\{(x, 0, 0) : x \geq 0\}$. For an arbitrary $x \in \mathbb{R}_+$, let $\{s_n = (x_n, y_n, k_n), n \geq 1\}$, $\{s'_n = (x'_n, y'_n, k'_n), n \geq 1\}$ be two sequences in $\bar{\mathcal{S}}$ such that

$$s_n, s'_n \xrightarrow{n \rightarrow \infty} (x, 0, 0), \quad v^{0,\varepsilon}(s_n) \xrightarrow{n \rightarrow \infty} v_*^{0,\varepsilon}(x, 0, 0), \quad \text{and} \quad v^{0,\varepsilon}(s'_n) \xrightarrow{n \rightarrow \infty} v^{0,\varepsilon*}(x, 0, 0).$$

By (B.6) together with the homotheticity property of Proposition 4.3, we see that

$$\begin{aligned} v^{0,\varepsilon}(s'_n) &\leq v^{0,\varepsilon}(z'_n + y'_n, 0, 0) = (z'_n + y'_n)^p v^{0,\varepsilon}(1, 0, 0), \\ v^{0,\varepsilon}(s_n) &\geq v^{0,\varepsilon}(z_n, 0, 0) = (z_n)^p v^{0,\varepsilon}(1, 0, 0), \end{aligned}$$

where $z_n = x_n + (1 - \alpha)y_n + \alpha k_n$ and $z'_n = x'_n + (1 - \alpha)y'_n + \alpha k'_n$. Letting $n \rightarrow \infty$ in the above inequalities, and recalling that $z_n, z'_n + y'_n \rightarrow x$, we get the required result.

We now turn to the proof of (B.6).

- The left hand side of (B.6) holds since for each consumption-investment strategy $\nu = (C, L, M) \in \mathcal{A}(z, 0, 0)$, the strategy $\bar{\nu} := \nu + \{1 - \Delta M_0\}(0, 0, 1) \in \mathcal{A}(s)$.
- The right-hand side of (B.6) holds since for each $\nu = (C, L, M) \in \mathcal{A}(s)$, the strategy $\bar{\nu} := \nu + \{y(1 - \Delta M_0)\}(0, 1, 0) \in \mathcal{A}(\bar{s})$ where $\bar{s} := (z + y, 0, 0)$.

Indeed, since ν and $\bar{\nu}$ differ only by the jump at time $t = 0$ the dynamics of the state processes $S^{s,\nu}$ and $S^{\bar{s},\bar{\nu}}$ are such that $Y_0^{s,\nu} = Y_0^{\bar{s},\bar{\nu}}$ and therefore $Y_t^{s,\nu} = Y_t^{\bar{s},\bar{\nu}}$ for $t \geq 0$, and

$$\begin{aligned} K_t^{\bar{s},\bar{\nu}} - K_t^{s,\nu} &= (K_0^{\bar{s},\bar{\nu}} - K_0^{s,\nu}) e^{-M_t^c} \prod_{0 \leq s \leq t} (1 - \Delta M_s) \\ &\leq (K_0^{\bar{s},\bar{\nu}} - K_0^{s,\nu})^+ = (y - k)^+(1 - \Delta M_0). \end{aligned}$$

Then the corresponding liquidation value processes $Z^{s,\nu}$ and $Z^{\bar{s},\bar{\nu}}$ are such that

$$\begin{aligned} Z_t^{\bar{s},\bar{\nu}} - Z_t^{s,\nu} &= e^{rt} \left\{ Z_0^{\bar{s},\bar{\nu}} - Z_0^{s,\nu} - \alpha \int_0^t e^{-rs} (K^{s,\nu} - K^{\bar{s},\bar{\nu}})_s ds \right\} \\ &\geq e^{rt} \{ Z_0^{\bar{s},\bar{\nu}} - Z_0^{s,\nu} - (K_0^{s,\nu} - K_0^{\bar{s},\bar{\nu}})^+ \} \\ &= e^{rt} \{ y - (y - k)^+(1 - \Delta M_0) \} \geq 0. \end{aligned}$$

It follows that $Z^{\bar{s}, \nu} \geq 0$, hence $\bar{\nu} \in \mathcal{A}(\bar{s})$. \square

Proof of Proposition 4.4 Since $(v^{0, \varepsilon})_{\varepsilon > 0}$ is a non-increasing sequence of continuous functions (Lemma B.3) converging to V as $\varepsilon \searrow 0$, it follows that the function V is lower-semicontinuous.

Let \mathcal{V} be the lower-semicontinuous function defined on \mathbb{R}_+^2 by

$$\mathcal{V}(\xi, \zeta) := V(1 - (1 - \alpha)\xi + \alpha\zeta, \xi, \zeta), \quad (\text{B.7})$$

so that

$$V(x, y, k) = z^p \mathcal{V}\left(\frac{y}{z}, \frac{k}{z}\right) \quad \text{with} \quad z = x + (1 - \alpha)y + \alpha k, \quad (\text{B.8})$$

by the homotheticity property of V stated in Proposition 4.3. By Theorem B.1, we have $\mathbf{g}^b \cdot DV \geq 0$ and $\mathbf{g}^s \cdot DV \geq 0$ in the viscosity sense. By a direct change of variable, this implies that \mathcal{V} is a lower semicontinuous viscosity supersolution of the equation

$$p\mathcal{V} - (\xi\mathcal{V}_\xi + \zeta\mathcal{V}_\zeta) - \varepsilon^{-1}(\mathcal{V}_\xi + \mathcal{V}_\zeta) \geq 0 \quad \text{and} \quad \xi\mathcal{V}_\xi + \zeta\mathcal{V}_\zeta \geq 0.$$

Also, from the monotonicity of V in x, y and k , it follows that \mathcal{V} is a lower semicontinuous viscosity supersolution of the equation

$$p\mathcal{V} - (\xi\mathcal{V}_\xi + \zeta\mathcal{V}_\zeta) + \min\left\{0, \frac{1}{1 - \alpha}\mathcal{V}_\xi, \frac{1}{\alpha}\mathcal{V}_\zeta\right\} \geq 0$$

Observe that \mathcal{V} is bounded as a consequence of the upper bound provided in Proposition 5.1. We then deduce from the above viscosity supersolution properties that $-\lvert\nabla\mathcal{V}\rvert \geq -A$ on $(0, \infty)^2$, in the viscosity sense, for some constant A . Hence \mathcal{V} is Lipschitz-continuous. \square

References

- [1] M. Akian, J.L. Menaldi and A. Sulem (1996) On an investment-consumption model with transaction costs, *SIAM Journal on control and Optimization* **34**, 329-364.
- [2] G. Barles and H.M. Soner (1998). Option pricing with transaction costs and a non-linear Black-Scholes equation. *Finance and Stochastics* **2**, 369-397.
- [3] G. Barles and P.E. Souganidis (1991). Convergence of approximation schemes for sully nonlinear equations. *Asymptotic Analysis* **4**, 271-283.
- [4] I. Ben Tahar, M. Soner and N. Touzi (2005). The dynamic programming equation for the problem of optimal investment under capital gains taxes, *SIAM Journal on Control and Optimization*, to appear.
- [5] G.M. Constantinides (1983) Capital market equilibrium with personal taxes, *Econometrica* **51**, 611-636.

- [6] G.M. Constantinides, M.J.P. Magill (1976) Portfolio Selection with Transaction Costs, *Journal of Economic Theory* **13**, 245-263.
- [7] J. Cox and C.F. Huang (1989). Optimal consumption and portfolio policies when asset prices follow a diffusion process, *Journal of Economic Theory* **49**, 33-83.
- [8] M.G. Crandall, H. Ishii and P.L. Lions (1992). User's guide to viscosity solutions of second order partial differential equations, *Bulletin (New series) of the American Mathematical Society* **27**.
- [9] J. Cvitanić and I. Karatzas (1992). Convex duality in constrained portfolio optimization. *Annals of Applied Probability* **2**, 767-818.
- [10] M.H.A. Davis and A.R. Norman (1990). Portfolio selection with transaction costs. *Mathematics of Operations Research* **15**, 676-713.
- [11] R.M. Dammon, C.S. Spatt and H.H. Zhang (2001). Optimal consumption and investment with capital gains taxes. *The Review of Financial Studies* **14**, 583-616.
- [12] V. DeMiguel and R. Uppal (2005). Portfolio investment with the exact tax basis via nonlinear programming. *Management Science* **51**, 277-290.
- [13] D. Duffie (2003). *Dynamic Asset Pricing Theory*, Third Edition, Princeton University Press.
- [14] D. Duffie and T. Sun (1990). Transaction costs and portfolio choice in a discrete-continuous-time setting. *Journal of Economic Dynamics and Control* **14**, 35-51.
- [15] P. Dybvig and H. Koo (1996). Investment with taxes. Working paper, Washington University, Saint Louis, MO.
- [16] M. Gallmeyer, R. Kaniel and S. Tompaidis (2006). Tax Management Strategies with Multiple Risky Assets, *Journal of Financial Economics* **80**, 243-291.
- [17] K. Janeček and S.E. Shreve (2004). Asymptotic analysis for optimal investment and consumption with transaction costs, *Finance and Stochastics* **8**, 181-206.
- [18] E. Jouini, P.-F. Koehl and N. Touzi (1997). Optimal investment with taxes : an optimal control problem with endogeneous delay, *Nonlinear Analysis : Theory, Methods and Applications* **37**, 31-56.
- [19] E. Jouini, P.-F. Koehl and N. Touzi (1999). Optimal investment with taxes: an existence result, *Journal of Mathematical Economics* **33**, 373-388.
- [20] I. Karatzas, J.P. Lehoczky and S.E. Shreve (1987). Optimal portfolio and consumption decisions for a "small investor" on a finite horizon. *SIAM Journal on Control and Optimization* **25**, 1557-1586.
- [21] Leland, H.E. (1999). Optimal portfolio management with transaction costs and capital gains taxes. Preprint.

- [22] P.L. Lions (1983) Optimal control of diffusion processes and Hamilton-Jacobi-Bellman equations. Part 1: the dynamic programming principle and applications. *Comm. in Partial Diff. Equ.*, **8**, 1229-1276.
- [23] Mehra, R. and Prescott, E. (1985). The Equity Premium: A Puzzle. *Journal of Monetary Economics*, **15**, 145-161.
- [24] R.C. Merton (1969). Lifetime portfolio selection under uncertainty: the continuous-time model. *Review of Economic Statistics* **51**, 247-257.
- [25] R.C. Merton (1971). Optimum consumption and portfolio rules in a continuous-time model. *Journal of Economic Theory* **3**, 373-413.
- [26] S.R. Pliska (1986). A stochastic calculus model of continuous trading: optimal portfolios, *Mathematics of Operations Research* **11**, 371-382.
- [27] S.E. Shreve and H.M. Soner (1994). Optimal investment and consumption with transaction costs, *Annals of Applied Probability* **4**, 609-692.
- [28] H.M. Soner (1986). Optimal control with state-space constraints, parts I and II, *SIAM Journal on Control and Optimization* **24**, 552-562 and 1110-1122.
- [29] A.E. Whalley and P. Wilmott (1997). An asymptotic analysis of an optimal hedging model for option pricing under transaction costs, *Mathematical Finance* **7**, 307-324.