

Synthesis of chiral 2-methyl-5,6,7,8-tetrahydroquinolines from naturally occurring monoterpenes

Giorgio Chelucci,* Gianmauro Orrù, and Franco Soccolini

Dipartimento di Chimica, Università di Sassari, via Vienna 2, I-07100 Sassari, Italy

E-mail: chelucci@ssmain.uniss.it

(received 17 Mar 04; accepted 09 Aug 04; published on the web 22 Aug 04)

Abstract

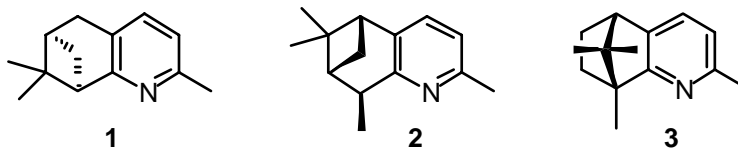
The synthesis is reported of chiral substituted 2-methylpyridines, in which the pyridine rings are annulated at the 5,6-positions to the chiral frameworks originating from (-)- β -pinene, (-)-isopinocampheol and (+)-camphor. Two procedures have been evaluated for their preparation.

Keywords: Chiral tetrahydroquinolines, chiral pyridines, chiral nitrogen heterocycles, Kröhnke annulation

Introduction

During our study on the synthesis of chiral P,N-ligands with pyridine N-donors,^{1,2} we needed a set of chiral substituted 2-methylpyridines bearing a stereogenic centre on the carbon bonded to the 6-position of the heterocycle. Since these compounds should be obtained from inexpensive chiral compounds, monoterpenes, easily available building blocks originating from the chiral pool, were selected as appropriate starting materials.

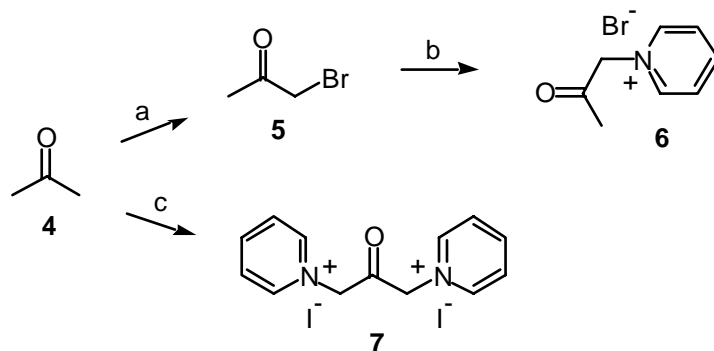
Herein, we wish to report the synthesis of the three chiral substituted 2-methylpyridines **1-3** in which the pyridine rings are annulated at the 5,6-positions to chiral frameworks originating from (-)- β -pinene, (-)-isopinocampheol and (+)-camphor.



Results and Discussion

At the start of our investigation, we envisaged that the most direct approach to tetrahydroquinolines **1-3** could involve the Kröhnke methodology for the synthesis of pyridines.³ This route demands the reaction of a β -ketoalkylpyridinium salt with an α,β -unsaturated carbonyl compound in the presence of ammonium acetate/acetic acid. Thus, to test the feasibility of this idea, 1-(2-oxopropyl)pyridinium bromide (**6**)⁴ was prepared by reaction of bromoacetone **5** with pyridine (Scheme 1).

An attempt to prepare the analogue iodide by reaction of acetone with iodine in pyridine, as reported by Saxena *et al.*⁵ failed. Instead we obtained 1,3-(dipyridinium-1-yl)propan-2-one diiodide (**7**) in 15% yield (Scheme 1). Salt **6** was then treated with the α -methylene ketone **9**⁶ which was selected as a typical substrate to develop optimal reaction conditions. Compound **9** was prepared in two steps from the ketone **8** obtained in turn by oxidation of (-)- β -pinene⁷ (Scheme 2). The Kröhnke-type cyclization gave the expected pyridine **1** but in low yield. Although many permutations of conditions were explored, in no case the yield of the desired pyridine was >15%.

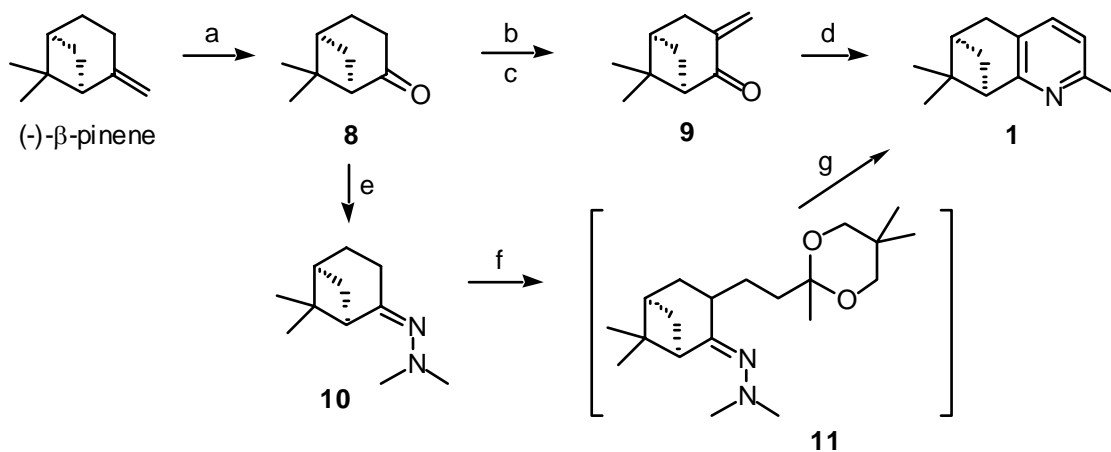


a: Br₂, Na₂CO₃, CCl₄; b: pyridine, Et₂O; c: I₂, pyridine, MeOH.

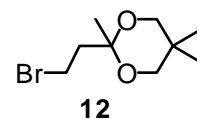
Scheme 1

The unsatisfactory outcome of these experiments prompted us to examine an alternative procedure⁸ (Scheme 2). Accordingly, dimethylhydrazone **10**, prepared by treatment of the (+)-nopinone (**8**) with *N,N*-dimethylhydrazine, was deprotonated (*n*-BuLi, THF, -78 °C, 2 h) and then quenched with 2-(2-bromoethyl)-2,5,5-trimethyl-[1,3]dioxane (**12**). The alkylation product **11** was not isolated, but directly converted into the tetrahydroquinoline **1** by heating in carbitol (35% yield based on **10**). The overall yield (31% yield based on **8**) of this process was much higher than that obtained following the Kröhnke-type cyclization (10% yield based on **8**). Having obtained the desired pyridine **1**, the alkylation-azaannulation-aromatization sequence was extended to the bicyclic ketones **14**, prepared by oxidation of (-)-isopinocampheol, and (+)-

camphor (**17**) (Scheme 3 and 4). Thus, the dimethylhydrazones **15** and **18**, afforded pyridines **2** and **3** in 32 and 17% yield, respectively.

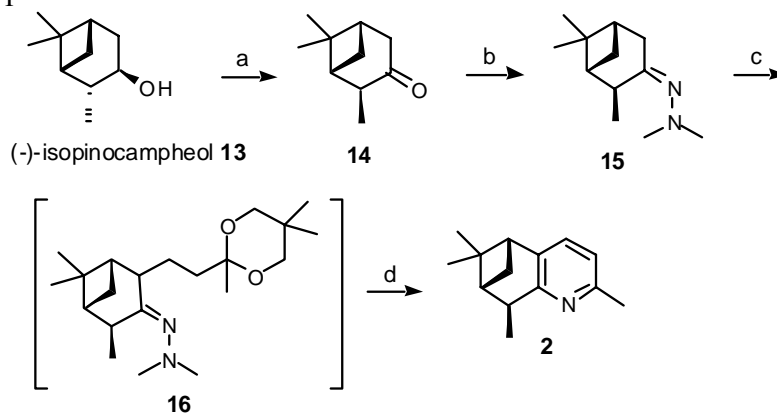


a: TMO, OsO₄, Py, *t*-BuOH/H₂O, then NaIO₄, r.t., reflux, 2h, 66%;
 b: NaNH₂, Bz, reflux, 15h; then isopentyl formate, r.t., 4h, finally HCl, 71%;
 c: Na₂CO₃, HCHO, r.t., 40 min, 99%; d: **6**, MeOH, AcONH₄, reflux, 20h, 15%;
 e: H₂NNMe₂, EtOH, reflux; f: *n*-BuLi, THF, -78 °C then **12**; g: carbitol, HCl, reflux, 6h.



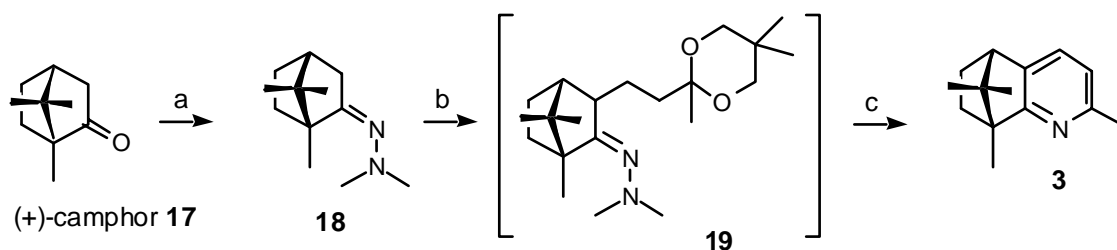
Scheme 2

The overall yield of the process was comparable for pyridines **1** and **2** (32-35%), but much lower (17%) for pyridine **3** derived from camphor. This result can be attributed to the steric hindrance of the camphor carbonyl group that reduces the ability of this ketone to undergo the azaannulation step.⁹



a: CrO₃, H₂SO₄, acetone, 82%; b: H₂NNMe₂, EtOH, reflux; c: *n*-BuLi, THF, -78 °C then **12**;
 d: carbitol, HCl, reflux, 6h

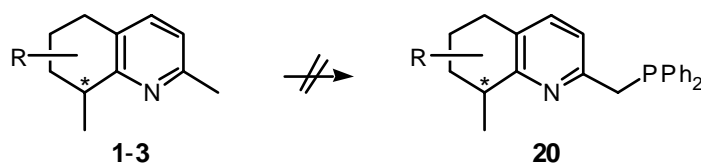
Scheme 3



a: H_2NNMe_2 , EtOH, reflux; b: *n*-BuLi, THF, $-78\text{ }^\circ\text{C}$ then 12; c: carbitol, HCl, reflux, 6h

Scheme 4

With the pyridines **1-3** in hand, we attempted to transform them into the related pyridine-phosphine ligands **20** (Scheme 5). Unexpectedly, several attempts to prepare **20** by metallation of the 2-methyl group of compounds **1-3** with various bases (LDA, *n*-BuLi, PhLi, etc.), followed by treatment with chlorodiphenylphosphine, failed.¹⁰



Scheme 5

Conclusions

Although the synthesis of the pyridine-phosphines of the type **20** has been unsuccessful, we have explored two procedures for preparing chiral substituted 2-methylpyridines from monoterpenes, making available new chiral pyridines which could be useful chiral building blocks for the synthesis of more complex heterocycles.¹¹

Experimental Section

General Procedures. All reagents and solvents were purchased from Aldrich and used as received. THF was distilled from sodium-benzophenone ketyl and degassed thoroughly with dry nitrogen directly before use. Melting points were determined on a Büchi 510 capillary apparatus and are uncorrected. The $^1\text{H-NMR}$ spectra were obtained with a Varian VXR-300 spectrometer at 300 MHz. Chemical shifts are reported in ppm downfield from internal Me_4Si in CDCl_3 if not otherwise stated. Optical rotations were measured with a Perkin-Elmer 241 polarimeter in a 1 dm tube. Elemental analyses were performed on a Perkin-Elmer 240 B analyser.

1-(2-Oxopropyl)pyridinium bromide (**6**) was prepared according to a reported procedure.⁴ (*1R,5R*)-6,6-Dimethylbicyclo[3.1.1]heptan-2-one ((+)-nopinone, **8**) and (*1R,2S,5S*)-2,6,6-trimethylbicyclo[3.1.1]heptan-3-one (**14**) were prepared by oxidation of (-)- β -pinene (99% pure, Aldrich)⁷ and (-)-isopinocampheol (98% pure, 95% ee by GLC, Aldrich),¹² respectively. (*1R,5R*)-6,6-Dimethyl-3-methylenebicyclo[3.1.1]heptan-2-one (**9**) was prepared from (+)-nopinone (**8**).⁷ (+)-Camphor (**17**) and 2-(2-bromoethyl)-2,5,5-trimethyl-[1,3]-dioxane (**12**) were purchased from Aldrich.

General procedure for the preparation of *N,N*-Dimethylhydrazones¹³

A solution of the ketone (0.02 mol), *N,N*-dimethylhydrazine (2.7 g, 0.045 mol) and catalytic amount of 4-toluenesulfonic acid in absolute EtOH (25 mL) was heated under reflux for 7 days. The solvent was removed and the residue taken up with cold (0 °C) 5% HCl (2 x 15 mL) and Et₂O (20 mL). The aqueous layer was separated, basified with 10% solution of NaOH (40 mL) and extracted with Et₂O (2 x 20 mL). The organic extracts were dried over anhydrous Na₂SO₄ and the solvent was evaporated. The residue was purified by distillation under reduced pressure to give pure *N,N*-dimethylhydrazones.

(1R,5R)-*N,N*-Dimethyl-*N'*-(6,6-dimethylbicyclo[3.1.1]hept-2-ylidene) hydrazine (10). This compound was obtained in 93% yield based on the converted ketone **8**: bp 100 °C (10 mm Hg), ¹H-NMR: δ 2.65-2.42 (m, 3H), 2.45 (s, 6H), 2.30-1.80 (m, 4H), 1.43 (d, 1H, J = 9.9 Hz), 1.28 (s, 3H), 0.78 (s, 3H). Calcd for C₁₁H₂₀N₂: C, 73.28; H, 11.18; N, 15.54. Found: C, 73.32; H, 11.14; N, 15.51.

(1R,2S,5S)-*N,N*-Dimethyl-*N'*-(2,6,6-trimethylbicyclo[3.1.1]hept-3-ylidene) hydrazine (15). This compound was obtained in 93% yield based on the converted ketone **14**: bp 115 °C (10 mm Hg), ¹H-NMR: δ 2.88-2.80 (m, 1H), 2.75-2.68 (m, 2H), 2.46 (s, 6H), 2.31-2.22 (m, 1H), 2.02-1.91 (m, 1H), 1.86-1.78 (m, 1H), 1.25 (s, 3H), 1.18 (d, 3H, J = 7.2 Hz), 1.08 (d, 1H, J = 10.5 Hz), 0.83 (s, 3H). Anal. Calcd for C₁₂H₂₂N₂: C, 74.17; H, 11.41; N, 14.42. Found: C, 74.22; H, 11.48; N, 14.38.

***N,N*-Dimethyl-*N'*-(1,7,7-trimethylbicyclo[2.2.1]hept-2-ylidene)hydrazine (18).** This compound was obtained in 87% yield based on the converted camphor: bp 65 °C (4 mm Hg), ¹H-NMR: δ 2.58-2.47 (m, 1H), 2.45 (s, 6H), 2.00 (d, 1H, J = 18 Hz), 1.93-1.76 (m, 2H), 1.68 (dt, 1H, J = 12, 4 Hz), 1.37 (dt, 1H, J = 12, 4 Hz), 1.21 (dt, 1H, J = 12, 4 Hz), 1.03 (s, 3H), 0.97 (s, 3H), 0.82 (s, 3H). Anal. Calcd for C₁₂H₂₂N₂: C, 74.17; H, 11.41; N, 14.42. Found: C, 74.12; H, 11.37; N, 14.47.

1,3-(Dipyridinium-1-yl)propan-2-one diiodide (7). A solution of iodine (101.6 g, 0.4 mol) acetone (29.3 mL, 0.4 mol), pyridine (80.9 mL, 1.0 mol) in MeOH (600 mL) was heated under reflux for 10 h. The formed solid was filtered off and recrystallized from 50% aqueous methanol to give white crystals: 14.0 g (15% yield based on the iodine), mp 227-228 °C. ¹H-NMR ((CD₃)₂SO): δ 8.72 (d, 4H, J = 5.4 Hz), 8.75 (t, 2H, J = 7.8 Hz), 8.75 (t, 4H, J = 6.9 Hz), 6.02 (s, 4H). Anal. Calcd for C₁₃H₁₄I₂N₂O: C 33.36, H 3.01, N 5.98. Found: C 33.45, H 3.09, N 5.68.

(6R,8R)-(+)-5,6,7,8-Tetrahydro-2,7,7-trimethyl-6,8-methanoquinoline (1). A mixture of 1-(2-oxopropyl)pyridinium bromide (**6**) (2.16 g, 0.01 mol), ammonium acetate (7.7 g, 0.1 mol) and (*1R,5R*)-6,6-dimethyl-3-methylenebicyclo[3.1.1]heptan-2-one (**9**) (1.5 g, 0.01 mol) in absolute MeOH (50 mL) was heated under reflux for 20 h. After cooling the solvent was evaporated and the residue was taken up in H₂O (200 mL) and extracted with Et₂O (3 x 30 mL). The ethereal phase was extracted with a 10% solution of HCl (3 x 10 mL). The aqueous phase was basified with a 10% solution of NaOH (40 mL) and extracted with Et₂O (2 x 50 mL). The combined organic phases were dried over anhydrous (Na₂SO₄), the solvent was evaporated and the residue was purified by flash chromatography (petroleum ether/ethyl acetate = 9/1) to give pure **1** as a pale yellow oil: 0.28 g (15%), $[\alpha]_D^{25}$ (*c* = 3.12, CHCl₃): -25.3. ¹H-NMR: δ 7.21 (d, 1H, *J* = 6.9 Hz), 6.84 (d, 1H, *J* = 6.9 Hz), 2.87 (t, 1H, *J* = 5.7 Hz), 2.80 (s, 2H), 2.64-2.57 (m, 1H), 2.40 (s, 3H), 2.25-2.20 (m, 1H), 1.32 (s, 3H), 1.18 (d, 1H, *J* = 9.6 Hz), 0.58 (s, 3H). ¹³C NMR: δ 169.2, 153.1, 137.7, 127.8, 120.1, 52.3, 49.4, 46.5, 33.3, 34.4, 24.5, 23.2, 19.2. Anal. Calcd for C₁₃H₁₇N: C 83.37, H 9.15, N 7.48. Found: C 83.46, H 9.17, N 7.50.

General procedure for the preparation of chiral 2-methyl-5,6,7,8-tetrahydroquinolines

A solution of the proper *N,N*-dimethylhydrazone (0.02 mol) in anhydrous THF (5 mL) was added dropwise to a cooled (-78 °C) solution of *n*-butyllithium (0.02 mol, 12.5 mL of a 1.6 M solution in hexane) in anhydrous THF (50 mL). The resulting solution was stirred at -78 °C for 2 h and then at 0 °C for 1 h. After cooling at -78 °C, a solution of 2-(2-bromoethyl)-2,5,5-trimethyl-[1,3]dioxane (**12**) (5.47 g, 0.02 mol) in anhydrous THF (5 mL) was added dropwise. After 15 min at -78 °C, the solution was allowed to reach slowly room temperature (overnight) and were then quenched with H₂O. The mixture was extracted with ethyl ether. The organic phase was separated, dried (Na₂SO₄) and the solvent was evaporated. The flask was connected to a distillation head and heated under reduced pressure (0.1 mm Hg) to distill off unconverted hydrazone and dioxane. The residue was taken up with carbitol (30 mL), acidified with a few drops of HCl and heated under reflux for 6 h. After cooling, the mixture was taken up with H₂O (500 mL) and extracted with ethyl ether (3 x 50 mL). The ethereal phase was extracted with a 10% solution of HCl (3 x 50 mL). The aqueous phase was basified with a 10% solution of NaOH and extracted with ethyl ether. The organic phase was dried on anhydrous Na₂SO₄, and the solvent was evaporated. The residue was distilled under reduced pressure (13 mm Hg) collecting the fraction distilling between 160-180 °C. The distillate was finally purified by flash chromatography (petroleum ether/ethyl acetate = 9/1) to give pure tetrahydroquinolines.

(6R,8R)-(+)-5,6,7,8-Tetrahydro-2,7,7-trimethyl-6,8-methanoquinoline (1). Yield: 1.31 g (35%). The ¹H-NMR spectrum was identical to that obtained in the above reported method.

(5R,7R,8S)-(-)-5,6,7,8-Tetrahydro-2,6,6,8-tetramethyl-5,7-methanoquinoline (2). Yield: 1.28g (32%), oil, $[\alpha]_D^{25}$ (*c* = 1.18, CHCl₃): -0.61. ¹H-NMR: δ 7.06 (d, 1H, *J* = 7.5 Hz), 6.81 (d, 1H, *J* = 7.5 Hz), 3.21-3.10 (m, 1H), 2.68 (q, 1H, *J* = 6.3 Hz), 2.55-2.44 (m overlapping, 1H), 2.51 (s, 3H), 2.16-2.08 (m, 1H), 1.39 (s, 3H), 1.37 (d, 3H, *J* = 7.2 Hz), 1.28 (d, 1H, *J* = 9.9 Hz), 0.62

(s, 3H). ^{13}C NMR: δ 168.9, 154.2, 137.4, 128.5, 119.9, 56.5, 49.8, 45.3, 33.5, 31.2, 25.3, 24.8, 21.9, 21.3. Anal. Calcd for $\text{C}_{14}\text{H}_{19}\text{N}$: C 83.53, H 9.51, N 6.96. Found: C 83.61, H 9.53, N 6.94.

(5S,8R)-(+)-5,6,7,8-Tetrahydro-2,8,9,9-tetramethyl-5,8-methanoquinoline (3).⁸ Yield: 0.68 g (17%), oil, $[\alpha]_{\text{D}}^{20}$ ($c = 1.44$, CHCl_3): +23.2. ^1H -NMR: δ 7.22 (d, 1H, $J = 7.2$ Hz), 6.80 (d, 1H, $J = 7.2$ Hz), 2.79 (d, 1H, $J = 4.2$ Hz), 2.51 (s, 3H), 2.13-2.03 (m, 1H), 1.83 (dt, 1H, $J = 12.3, 3.6$ Hz), 1.32 (s, 3H), 1.26-1.04 (m, 2H), 0.97 (s, 3H), 0.54 (s, 3H). ^{13}C NMR: δ 169.6, 153.8, 137.8, 128.1, 119.5, 56.5, 53.9, 51.0, 31.6, 26.2, 26.1, 24.1, 19.8, 19.1. Anal. Calcd for $\text{C}_{14}\text{H}_{19}\text{N}$: C 83.53, H 9.51, N 6.96. Found: C 83.48, H 9.49, N 6.98.

Acknowledgements

Financial support from MIUR (PRIN 2003033857-Chiral ligands with nitrogen donors in asymmetric catalysis by transition metal complexes. Novel tools for the synthesis of fine chemicals) and from the University of Sassari is gratefully acknowledged by G. C.

References

1. For a recent review on pyridine-phosphine ligands, see: Chelucci, G.; Orrù, G.; Pinna, G. A. *Tetrahedron* **2003**, *59*, 9471.
2. Chelucci, G.; Saba, A.; Soccolini, F. *Tetrahedron* **2001**, *57*, 9989.
3. Kröhnke, F. *Synthesis* **1976**, 1 and references therein.
4. Kröhnke, F.; Schmidt, E.; Zecher, W. *Chem. Ber.* **1964**, *97*, 1163.
5. Saxena, J. P.; Gelra, M. A. *Aust. J. Chem.* **1967**, *20*, 1171.
6. Gianini, M.; von Zelewsky, A. *Synthesis* **1996**, 702.
7. (a) Grimshaw, N.; Grimshaw, J. T.; Juneja, H. R. *J. Chem. Soc., Perkin Trans. I* **1972**, 50.
(b) Brown, H. C.; Weissman, S. A.; Perumal, P. T.; Dhokte, U. P. *J. Org. Chem* **1990**, *55*, 1217.
8. Chelucci, G.; Gladiali, S.; Marchetti, M. *J. Heterocyclic Chem.* **1988**, *25*, 1761.
9. Chelucci, G.; Delogu, G.; Gladiali, S.; Soccolini, F. *J. Heterocyclic Chem.* **1986**, *23*, 1395.
10. For the method on related 2-picoline, see: Newkome, G. R. *Chem. Rev.* **1993**, *93*, 2067.
11. For references on the synthesis of chiral pyridine derivatives, see: Chelucci, G.; Thummel, R. P. *Chem. Rev.* **2002**, *102*, 3129.
12. Bessière-Chrétien, Y.; Grison, C. *Bull. Soc. Chim. Fr.* **1970**, 3103.
13. Newkome G. R.; Fishel, D. L. *J. Org. Chem.* **1996**, *31*, 677.