



Animal Industry News

Volume 7, Issue 1

April, 2006

From the State Veterinarian...

Another annual installment of the Animal Industry News.... There are a couple of important items and events which have happened over the last year:

- I am very happy to report that Dr. Randy Wheeler has been hired to lead our Johne's Program. Dr. Wheeler brings proven leadership skills, a great work ethic, fantastic personality, and loads of enthusiasm. Please help us welcome Dr. Wheeler aboard and provide some feedback on what you think we need to do to help with Johne's Disease.
- Dr. Don Ahrens retired on December 29, 2005. Dr. Ahrens dedicated 23 years of his professional career to the department. He was a valued employee and will be missed, even while he is enjoying warmer climes during the colder Iowa months.
- H5N1 Avian Influenza virus was diagnosed in Europe and Asia. Human deaths have been associated with this high pathogenic strain of AI. The Iowa commercial poultry industry has been monitoring for avian influenza, and developed a control program for AI, since 2003. H5 or H7 AI has not been diagnosed in Iowa. The H5N1 strain has yet to be diagnosed in North America.
- Swine Brucellosis case in Iowa. Iowa has been swine brucellosis free since 1977. Last year, an infected herd was discovered after the producer developed undulant fever. A summary of this case is on page 13.
- Minnesota Tuberculosis case—Iowa traces. Over 2,400 Iowa cattle were tested. See page 12.
- Veterinary license renewal. Veterinarian and Veterinary Technician license renewals were due in 2005. I appreciate your patience in the process. The normal staff person was on extended medical leave and we were scrambling to renew over 2,500 veterinarians.

PATTY JUDGE
SECRETARY OF AGRICULTURE

BRENT HALLING
DEPUTY SECRETARY OF
AGRICULTURE

RONALD ROWLAND
CONSUMER PROTECTION &
ANIMAL HEALTH
DIVISION DIRECTOR



Iowa State Fair
August 10-20, 2006

JOHN J. SCHILTZ, D.V.M.
STATE VETERINARIAN

DAVID D. SCHMITT, D.V.M.
ASSISTANT STATE
VETERINARIAN

RANDY L. WHEELER,
D.V.M.
JOHNE'S PROGRAM
COORDINATOR



WEB SITE:
[WWW.AGRICULTURE.STATE.IA.
US/ANIMALINDUSTRY.HTM](http://WWW.AGRICULTURE.STATE.IA.US/ANIMALINDUSTRY.HTM)

2006 Exhibition Regulations

Included with this Newsletter are the 2006 Iowa exhibition regulations. Please keep these on hand to use when preparing health certificates for the Fair. Please do yourself, our profession, the exhibitors, and the regulatory personnel a favor—do not issue a health certificate if the animal does not meet all the requirements. Exhibiting livestock is a high-risk activity with respect to possible disease transmission.

Table of Contents

Ways to Contact Us	2
Iowa Board of Veterinary Medicine	
Iowa Scrapie Program	3
State Veterinarian Directory	4
Iowa Premises Registration	5
Feral Swine	6
Brucellosis Report	7
Canine Brucellosis	
Calfood Vaccination—V-Shield	
State District Vet map	8
IDALS Field Staff	
Iowa Animal Identification Program	9
Electronic CVI's	10
Avian Influenza	
State/Federal Coop Vet District map	11
USDA Field Staff	
Tuberculosis Update	12
Iowa Swine Brucellosis Case	13
Compliance Update	
EIA	
Chronic Wasting Disease	14
Johne's Program Update	16
2005 Iowa Rabies Map	17

Iowa Board of Veterinary Medicine

Sarah Garst, D.V.M., Chair
 Garst West Veterinary Hospital
 1215 Prospect Avenue
 West Des Moines, IA 50265
 515-224-9747 (Work)

Leslie C. Hemmingson, D.V.M.
 Le Mars Veterinary Clinic
 724 Plymouth Street SW
 Le Mars, IA 51031
 712-546-6040 (Work)

Michael F. Stein
 Pharmacy Matters
 230 Scott Court, Suite 238
 Iowa City, IA 52245
 319-337-2492 (Work)

Earl J. Goerdt, D.V.M.
 Tri-Vet Associates, Inc.
 902 – 1st Street NW
 Farley, IA 52046
 563-744-3341 (Work)

Anne M. Duffy
 Kirkwood Community College
 6301 Kirkwood Blvd. SW
 Cedar Rapids, IA 52406
 319-398-4978 (Work)

Ways To Contact Us:

Secretary of Agriculture
 Patty Judge
 515.281.5322

Deputy Secretary
 Brent Halling
 515.281.5322

State Veterinarian
 John J. Schiltz, D.V.M.
 john.schiltz@idals.state.ia.us
 515.281.8615

Dee Clausen, Administrative
 Assistant
 515.281.5303

Brand Recorder
 Mary Fischer
 515.281.3325

Farm Deer Program Coordinator
 Karen Gideon
 515.242.5950

Asst. State Veterinarian
 David D. Schmitt, D.V.M.
 david.schmitt@idals.state.ia.us
 515.281.8601

Jean Saner, Secretary
 515.281.7583

Premises Registration
 Steve White
 888.778.7675

Johne's Program
 Randy Wheeler, D.V.M.
 515.281.0866

Diana Hutchison, PRV
 515.281.6358

Iowa Board of Veterinary Medicine
 515.281.8617

Import Permits
 Jan Bowers
 515.281.5547

Brucellosis/Calfhood vaccination
 Karla Crawford
 515.281.8285

Supplies
 Bob Peterson
 515.281.5155

Animal Industry Fax
 515.281.4282

General Information
 515.281.5305

DISEASE STATUS

Cattle Brucellosis: Texas, Idaho, and Wyoming are Class A, rest of the country is Free.

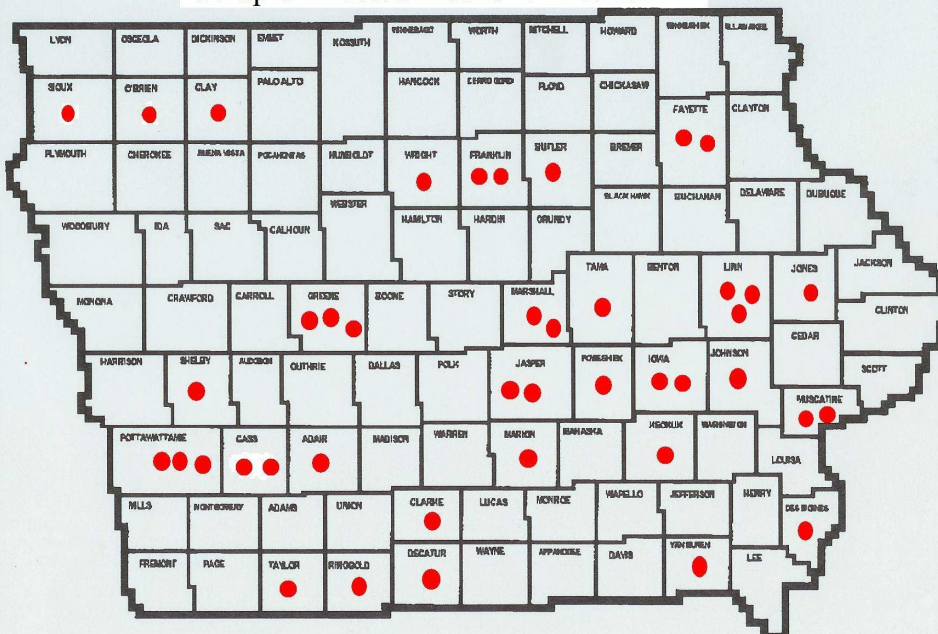
Swine Brucellosis: Texas is Stage 2. The rest of the country is Free.

Cattle Tuberculosis: Michigan has split status: Modified Accredited, Modified Accredited Advanced, and Free. New Mexico has split status: Modified Accredited Advanced and Free. Minnesota and Texas are Modified Accredited Advanced. The rest of the country is Free.

Pseudorabies: The entire country is Stage V.

Iowa Scrapie Infected/Source Flocks

Scrapie Infected Flocks 1/01 to 1/06



National and Iowa Scrapie Numbers

In Fiscal Year (FY) 2005 (October 1, 2004 through September 30, 2005) there

were a total of 165 new scrapie infected flocks found in the U.S., with 10 of those found in Iowa (see figure 1). So far in FY 2006, 19 new infected flocks have been found, with 3 of those found in Iowa. In FY 2005, 622 scrapie cases were confirmed by NVSL, of which 130 were found via routine scrapie slaughter surveillance on adult animals (most others were animals from known infected flocks). During FY 2005, 5,288 sheep and 338 goats were purchased by USDA as part of the Scrapie Eradication program. Fifteen cases of scrapie in goats have been reported since 1990, with the last goat case was reported in May 2005. The initial slaughter surveillance study found an overall prevalence of scrapie in mature sheep at slaughter of 0.2%, with 0.84% of black or mottled face sheep testing positive, and less than 0.01% of white face sheep. In scrapie infected flocks the average scrapie prevalence is 2.4%. Since January, 2001, 41 infected flocks have completed, or are completing flock clean-up plans in Iowa (see map, page 2).

Scrapie Genetics and Ram Testing

Nearly all scrapie-positive sheep found in the U.S. have been "QQ" at codon 171, but there have now been nine scrapie-positive sheep that were "QR" at codon 171, and "AV" at codon 136 (the majority of "QR" sheep are "AA" at codon 136). It is believed that this represents a less common "valine strain" of scrapie, and this strain appears to affect sheep at an earlier age. For the most part, though, "QR" sheep are considered to be resistant to scrapie, and this is the key to the importance of using "RR" rams in breeding flocks. IDALS began a free ram genotype testing program in September, 2005, and so far over 100 rams have been tested. The goal of the program is to encourage the use of RR rams in breeding flocks, so as to "Scrapie-Proof" the flock by gradually culling all older "QQ" stock. (Please note that scrapie resistance in goats has not been proven, and genotype testing for goats has not been shown to be of any value). Veterinarians may be asked to collect samples for genotyping testing. In order for a genotype test for scrapie resistance/susceptibility to be considered as an official test by USDA, certain guidelines must be followed. For more information on free ram testing or official genotype testing please consult your district veterinarian, or the IDALS office.

Animal ID, Records, and Tracing Exposed Animals


As of January 9, 2006, 105,617 sheep and goat premises in the U.S. have been assigned identification numbers in the Scrapie National Generic Database. Iowa has 5500 sheep flocks/goat herds registered. Last spring national USDA representatives visited Iowa to review our scrapie program, and found ours to be among the best in the country. Slaughter surveillance data indicates that Iowa has one of the best rates of animals being properly identified when they arrive at slaughter plants, and around 20% of our cull ewes are being sampled. We congratulate all of our producers, markets, dealers, and veterinarians for making this happen. Along with applying official ID, producers are re-

Iowa Scrapie Program

Dr. Pamela L. Smith & Dr. Sharon K. Fairchild
Designated Scrapie Epidemiologists

quired to retain records on all sales and purchases for at least five years. Sheep and goats sold other than to slaughter must have a certificate of veter-

inary inspection. When we work with an infected flock, good records make the job much easier for everyone. A large amount of our time is spent tracing animals out of scrapie infected flocks. These "exposed" animals can be purchased outright by USDA, or genotype tested and purchased if they are genetically susceptible to scrapie, or have restrictions removed on the animals if they prove to be resistant. When the animal is a female, and we find that she lambed in the flock, but is no longer available for testing (ie: died or went to slaughter) then we test a representative sample within the flock; usually females born when the missing animal lambed. In FY 2005 we successfully traced out 330 sheep/goats in Iowa, with 61 necropsied and none found to be scrapie positive. Nationally, however, 22% of infected flocks were found as a result of trace out testing.



New Scrapie Testing Research; Rectal Biopsies and MRI's!

While a simple, reliable live-animal test still seems to be a long ways away, there have been some interesting developments on this front. Third eyelid lymphoid tissue biopsy testing has disappointed us, because of the difficulty in reliably being able to collect an adequate sample. But researchers are now validating a new lymphoid tissue test with tissue retrieved via rectal biopsy! There is a ring of lymphoid tissue easily accessible just inside the anal sphincter, and so far it appears that this is a more reliable source of lymphoid tissue, and the sensitivity is comparable to tonsil testing at necropsy (95% in clinical animals and 70% in subclinical). There is also a study going on looking at sheep brains via MRI, where they have demonstrated that scrapie infected sheep, even early subclinical sheep, show enlarged ventricles in the brain (resulting from cerebral atrophy) as compared to non-infected sheep. The technique has been used both on live, anesthetized sheep, and sheep heads originating from infected flocks. There are still many questions to be answered, and it seems difficult to imagine using an MRI as a practical live animal test, but so far the results are very intriguing and may provide new insights into the pathobiology of other TSE's as well.

Scrapie Flock ID v. National Animal ID

Currently IDALS is asking livestock producers to register their premises as a first step in moving toward the National Animal Identification System (NAIS) (see article in this newsletter). At present there is no immediate plan to convert Iowa scrapie flock ID numbers to premises registration numbers. Therefore we encourage all sheep and goat owners to take the time to register their premises with IDALS. Eventually, as NAIS gets underway and registration becomes mandatory, these numbers will be linked together in the database and scrapie eartags will most likely retain the current numbering system (ie: "IA 1234"), but also include an imprint of the fifteen digit alpha-numeric NAIS number, and in many cases may contain a microchip. Details of NAIS implementation are still being worked out, but your help in promoting IDALS premises registration is appreciated!

<u>STATE</u>	<u>STATE VETERINARIAN</u>	<u>OFFICE PHONE</u>	<u>PERMIT PHONE</u>
ALABAMA	Dr. Tony Frazier	(334) 240-7255	(334) 240-7255
ALASKA	Dr. Robert Gerlach	(907) 375-8214	(907) 375-8214
ARIZONA	Dr. Richard D. Willer	(602) 542-4293	(602) 542-4293
ARKANSAS	Dr. George Badley	(501) 907-2400	(501) 907-2400
CALIFORNIA	Dr. Richard E. Breitmeyer	(916) 654-0881	(916) 654-1447
COLORADO	Dr. Wayne Cunningham	(303) 239-4161	(303) 239-4159
CONNECTICUT	Dr. Mary Jane Lis	(860) 713-2505	(860) 713-2504
DELAWARE	Dr. Michael Vanderklok	(302) 739-4811	(302) 739-4811
FLORIDA	Dr. Thomas Holt	(850) 410-0900	(850) 410-0900
GEORGIA	Dr. Lee M. Myers	(404) 656-3671	(404) 656-3667
HAWAII	Dr. James M. Foppoli	(808) 483-7100	(808) 836-3228
IDAHO	Dr. Greg Ledbetter	(208) 332-8540	(208) 332-8540
ILLINOIS	Dr. Mark Ernst	(217) 782-4944	(217) 782-4944
INDIANA	Dr. Bret D. Marsh	(317) 227-0300	(317) 227-0316
IOWA	Dr. John Schiltz	(515) 281-5305	(515) 281-5547
KANSAS	Mr. George Teagarden	(785) 296-2326	(785) 296-2328
KENTUCKY	Dr. Robert Stout	(502) 564-3956	(502) 564-3956
LOUISIANA	Dr. Maxwell Lea, Jr.	(225) 925-3980	(225) 925-3980
MAINE	Dr. Donald E. Hoenig	(207) 287-3701	(207) 287-3701
MARYLAND	Dr. Guy Hohenhaus	(410) 841-5810	(410) 841-5810
MASSACHUSETTS	Dr. Lorraine O'Connor	(617) 626-1795	(617) 626-1795
MICHIGAN	Dr. Steven Halstead	(517) 373-1077	(517) 373-1077
MINNESOTA	Dr. Bill Hartmann	(651) 296-2942	(651) 296-2942
MISSISSIPPI	Dr. James A Watson	(601) 359-1170	(601) 359-1170
MISSOURI	Dr. Shane Brookshire	(573)-751-3377	(573) 751-4359
MONTANA	Dr. Thomas Linfield	(406) 444-2043	(406) 444-2976
NEBRASKA	Dr. Dennis A. Hughes	(402) 471-2351	(402) 471-2351
NEVADA	Dr. Anette Rink (acting)	(775) 688-1182	(775) 688-1182
NEW HAMPSHIRE	Dr. Stephen K. Crawford	(603) 271-2404	(603) 271-2404
NEW JERSEY	Dr. Nancy E. Halpern	(609) 292-3965	(609) 292-3965
NEW MEXICO	Dr. Steven England	(505) 841-6161	(800) 468-6884
NEW YORK	Dr. M. John Huntley	(518) 457-3502	(518) 457-3502
NORTH CAROLINA	Dr. David T. Marshall	(919) 733-7601	(919) 733-7601
NORTH DAKOTA	Dr. Susan Keller	(701) 328-2655	(701) 328-2655
OHIO	Dr. Dave Glauer	(614) 728-6220	(614) 728-6220
OKLAHOMA	Dr. Becky L. Brewer-Walker	(405) 521-3891	(405) 522-6141
OREGON	Dr. Don Hansen	(503) 986-4680	(503) 986-4679
PENNSYLVANIA	Dr. Paul Knepley	(717) 783-6677	(717) 783-5301
PUERTO RICO	Dr. Dario Gonzalez	(787) 796-1650	(787) 796-1650
RHODE ISLAND	Dr. Christopher Hanna fin	(401) 222-2781	(401) 222-2781
SOUTH CAROLINA	Dr. John Caver	(803) 788-2260	(803) 788-2260
SOUTH DAKOTA	Dr. Sam Holland	(605) 773-3321	(605) 773-3321
TENNESSEE	Dr. Ronald B. Wilson	(615) 837-5120	(615) 837-5120
TEXAS	Dr. Robert Hillman	(512) 719-0700	(512) 719-0777
UTAH	Dr. Michael R. Marshall	(801) 538-7160	(801) 538-7164
VERMONT	Dr. Kerry A Rood	(802) 828-2421	(802) 828-2421
VIRGINIA	Dr. Richard Wilkes	(804) 786-2483	(804) 786-2481
WASHINGTON	Dr. Leonard Eldridge	(360) 902-1878	(360) 902-1878
WEST VIRGINIA	Dr. L. Joe Starcher	(304) 558-2214	(304) 558-2214
WISCONSIN	Dr. Robert Ehlenfeldt	(608) 224-4872	(608) 224-4878
WYOMING	Dr. Dwayne Oldham	(307) 777-7515	(307) 777-7515
CANADA	Dr. Brian Evans (director)	(613) 225-2342	

Premise Registration

Animal Health Begins At Home.....Register your premise (and vet clinic) today.

The Iowa Department of Agriculture and Land Stewardship is gearing up the premise registration program for Iowa producers. The bugs have been worked out, premises registration cards are being printed, and the applications are rolling in. Premises registration is the foundation for the development of the National Animal Identification System (NAIS). Recently, the first premise identification card was issued – it was a Black Angus cattle operation owned by Dr. Rex Wilhelm of Stuart.

Dr. Wilhelm commented, “I hope all livestock producers follow suit, and have their premises registered with the Department of Agriculture. I registered mine because, not only will bio-security measures be enhanced, but it will help verify identification of animals for interstate and international trade.”



Premise registration cards are similar to a credit card. They have the premises registration number printed on the card and encoded in the bar code, as well as encoded in a magnetic strip on the back of the card. Commercial use of this premise number will soon increase as the entire system is brought on line and should provide for use by multiple readers.

Premise registration is important and critical to improving Iowa's ability to respond to a disease outbreak. Some of the reasons are:

- It will provide timely and efficient communication with producers affected by any disease introduction. For example, swine brucellosis was recently diagnosed in Iowa and the department had to notify area producers. Instead of driving the roads to find producers, this program would have allowed the department to identify producers and their con-

tact information in seconds and begin notifying them.

- It will provide a level of source verification for producers, maintaining existing and opening new markets. Some of the large retail buyers of beef have stated goals of purchasing more source-verified cattle.
- It will allow the department to better serve the needs of producers by targeting efforts and resources to where they will be the most productive.
- It begins a program that is fast becoming a world standard for livestock producers.

Additional benefits will accrue as the next elements of the program are initiated – animal identification and tracking. Before those are possible, the department must get the premises registered.

Secretary Judge put it pretty plainly when she said, “We are asking Iowa's livestock producers to ‘step up to the plate’ and have their premises registered soon. The form will only take a few minutes, but will help ensure the health and welfare of all of our livestock, not only in Iowa, but the entire country for years to come.”

To register, livestock producers can log onto the department website at: www.agriculture.state.ia.us and fill out the form electronically. Or, stop in at your local County Extension Office, FSA Office, auction market, Soil Office, or vet clinic and pick up an application. Or, call Steve White at our toll free number 1-888-778-7675 and ask for a premise ID form. Steve will be happy to help producers register, or answer any registration questions.



SE Iowa Report—Dr. R.E. Welander

To date there have been 10 feral swine sampled in Louisa county, and one sampled in Monroe county. In Louisa county there have been 27 feral swine killed prior to 2005, and there were 18 killed in 2005. We found about most of those killed after the fact and were unable to get samples from them. The word is out much better now that we want samples from all feral swine killed, and that there are no negative repercussions for killing feral swine. We feel that there will be much better communication to us in the future regarding feral swine kills. All samples submitted thus far have been negative for both brucellosis and pseudorabies. There have been sightings of feral swine in Appanoose and Van Buren counties, but none have been reported killed in those counties.

The DNR has received a 12 month \$34,000 grant from USDA/APHIS for the purpose of implementing a program to trap feral swine. DNR has hired two people to manage this program and they plan to spend time in Louisa, Tama, Monroe, and Appanoose counties. DNR has already built two traps, and plan to complete eight more. They plan to use four traps in SE Iowa, and six traps in southern and southwest Iowa.

The DNR plan is to provide educational and technical assistance to landowners rather than the DNR doing the trapping themselves. The DNR will canvas a neighborhood known for feral swine activity, and find landowners who want to trap and remove feral swine. The DNR will provide the trap, and give assistance in setting up the trap and the baiting of the trap. The landowner will actually be the one to maintain and bait the trap. When feral swine are captured, the DNR will come and pick up the hogs and remove them to another location before killing them. They have found that killing them in the trap would ruin the chances of capturing more feral swine in that particular location. The carcass would be the property of the landowner, and the DNR would collect samples and give them to me for submission.

The two new employees of the DNR responsible for this program started 1/27/06, and will begin in Louisa county, then go to Tama county, and then Appanoose county.

Things seem to be pretty quiet right now. There were

Feral Swine

no sightings reported to DNR in Louisa or Appanoose counties during deer hunting season. The DNR used helicopters to scout Louisa county this past week for signs of feral swine rooting areas. This seemed to be effective, but they do not have funding to continue this.

An interesting side note here is that the DNR in the process of scouting the areas in Louisa county known for feral swine activity found two homemade traps that someone had made and put out in the hopes of trapping feral swine. The interesting question here is who did it and why.

Southwest Iowa Wild Swine Report

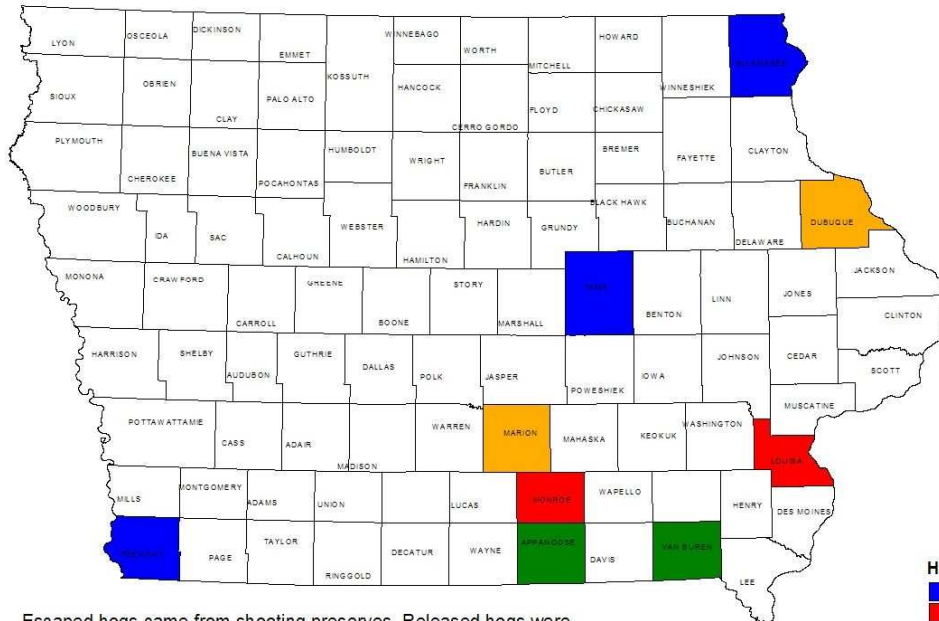
Sightings of feral swine have occurred in Fre-

mont and Mills counties in SW Iowa since the fall of 2003. It was known at that time that several swine had escaped or were turned loose from a local private hunting farm. DNR game biologist Carl Priebe has been documenting the activity of these wild pigs since then. Some local farmers and hunters have organized hunts and tried trapping in hopes to reduce numbers that had appeared to be increasing. The DNR and IDALS also purchased traps to aid in the baiting and eventual capture of some of these animals. To date, all efforts have been moderately successful. Tissues and blood have been harvested from 30 dead animals (from

piglets to adult sows and boars) and submitted to ISU Veterinary Diagnostic Lab. All samples have been negative for Pseudorabies and Brucellosis. Plans are to continue to monitor the movement of these animals, and to sample as many of the deads that are reported as possible. Fewer recent sightings suggests that these animals may be spreading out, that many more have been killed and not reported, or the original guess on the size of this population was over-estimated.



Potential Origin of Feral Hogs in Iowa (2003 - 2005)



Escaped hogs came from shooting preserves, Released hogs were intentionally released, Missouri hogs are thought to drifted in from populations in Missouri and Unknown hogs are still being investigated.

Brucellosis Report

The state of Idaho's brucellosis status was reduced in January of 2006 from free to Class A status. Currently, the states of Texas, Wyoming and Idaho are the states classified as Brucellosis Class A states.

Missouri received Brucellosis Free status February 26, 2004. Missouri no longer requires brucellosis testing on test eligible bovine for farm to farm movement, but testing still continues, and will continue, at their auction markets this year. All test eligible cattle from Missouri sold at Iowa auction markets are required to be brucellosis tested before release.

Breeding animals originating from Class A states must originate from a brucellosis certified herd or have a negative brucellosis test within 30 days, have official identification listed on the certificate of veterinary inspection, and obtain an entry permit from the department.

Surveillance continues on slaughter cows and bulls and milk testing. The advent of *Brucella* RB51 vaccine has reduced the number traces that occurred in the past when *Brucella* Strain 19 vaccine was used. In 2005, 174,550 calves were vaccinated for brucellosis in Iowa.

Canine Brucellosis

Since 2004 the Iowa Department of Agriculture and Land Stewardship has investigated 29 cases of canine brucellosis. There were over 600 dogs tested at these facilities and over 100 were positive for canine brucellosis. The majority of the cases were from federally licensed commercial breeding kennels.

Canine brucellosis is a contagious bacterial disease of canines. Natural infections occur most commonly after ingestion of contaminated placental materials or aborted fetuses, vaginal discharges from infected bitches that are in heat or who abort, and during breeding. Following an abortion, organisms may be shed for several weeks or, intermittently, for months following

an abortion. Males also may shed organisms in the urine, but bacterial numbers are relatively low, except when urine is contaminated with seminal or prostatic fluids.

This disease has zoonotic potential. Humans are susceptible to *B. canis*, but infections are uncommon and they are usually mild. Symptoms are usually vague (prolonged febrile illness with lymph node enlargement). Most natural infections have been acquired through close contact with infected dogs. It is something to think about when handling infected dogs. Wearing gloves around any body fluids and being careful about contamination, in any way, is important for protecting yourself and dog owners. Immuno-compromised individuals, pregnant women, and children should not handle infected or suspect animals.

Since this disease is sexually transmitted, it is important for breeders to make sure all of the dogs in their kennel test negative for canine brucellosis. If they are not, they should not be bred. The dog may show no clinical signs, but still transmit the bacteria in semen or vaginal fluid. Female dogs should be tested a few weeks before they come into heat and males should be tested twice a year. Any new animal brought into the kennel should be isolated in a separate facility until it tests negative twice with the last test completed at least 60 days after being brought to the premises.

Iowa Code of Law Chapter 163.1 provides for quarantining animals affected with infectious or contagious diseases, or that have been exposed to such diseases, whether within or without the state. In addition, Chapter 163.2 includes brucellosis as an infectious and contagious disease. Brucellosis is a reportable disease.

Calfhood Vaccination Tattoo

VS MEMO NO. 551.14

SUBJECT: V-Shield Tattoo for Identifying Bovine and Bison Calves Officially Vaccinated Against Brucellosis.

The purpose of this memorandum is to explain the proper procedures for

obtaining and using the V-Shield tattoo.

VS is re-registering the V-Shield tattoo mark with the Commissioner of Patents. This action restricts the use of the tattoo mark to authorized personnel for identifying bovine and bison calves officially vaccinated against brucellosis. Registration of this shield fully protects it against unauthorized use, and violations may be prosecuted.

The mark is a V that is enclosed in a shield as follows:



When *Brucella abortus* strain RB5 1 vaccine is used, the mark should be preceded by the letter "R" and followed by a numeral indicating the last digit of the year in which the animal is vaccinated.

When *Brucella abortus* strain S 19 vaccine is used, the mark should be preceded by a numeral indicating the quarter of the year in which the animal is vaccinated and followed by a numeral indicating the last digit of the year in which the animal is vaccinated.

Obtaining the V-Shield. Effective on the date of the memorandum, the V-Shield tattoo mark will be obtained by accredited veterinarians from the Area Veterinarian-in-Charge (AVIC) in the State where they are accredited; **OR**, Accredited veterinarians may be approved or authorized by the AVIC to obtain the V-Shield directly from the VS warehouse in Kansas City.

VS warehouse officials will require that accredited veterinarians sign for the V-Shield shipments that veterinarians receive. VS warehouse officials will also keep a record of the number and date of V-Shield shipments distributed to AVIC's and accredited veterinarians. V-Shield inventories will be reconciled annually by the AVIC and VS warehouse.

Accountable Equipment. The V-Shield is considered accountable equipment. If an accredited veterinarian discontinues veterinary practice or no longer performs official brucellosis calfhood vaccinations, they must return their V-Shields to the AVIC. Broken shields must also be returned to the AVIC.

STATE DISTRICT VETERINARIANS

Dr. John Schiltz, State Veterinarian
 515-281-8615 * 515-669-2001 cell
 Dr. Dave Schmitt, Asst. State Veterinarian
 515-281-8601 * 515-669-3527 cell

EIA, CWD, Johne's

IDALS FIELD STAFF

STATE DISTRICT VETERINARIANS

Dr. Gary Eiben D.V.M.
 2923 - 115th St.
 Colesburg, IA 52035
 (563) 856-2100
 Fax: (563) 856-3009
 Cell: (515) 669-6095
 Gary.Eiben@idals.state.ia.us

Dr. John J. Schiltz D.V.M.
 2318 45th Street
 Des Moines, IA 50310
 (515) 279-8237
 Cell: (515) 669-2001
 John.schiltz@idals.state.ia.us

Dr. J. L. Johnson D.V.M.
 P. O. Box 157
 Bedford, IA 50833
 (712) 523-2716
 Fax: (712) 523-2636
 Cell: (515) 669-1491
 Jim.Johnson@idals.state.ia.us

Dr. Pamela L. Smith D.V.M.
 2007 Palmer St.
 Emmetsburg, IA 50536
 (712) 852-2452
 Fax: (712) 852-8612
 Cell: (515) 669-6231
 Pamela.Smith@idals.state.ia.us

Dr. Tim M. Smith D.V.M.
 25800 - 620th Ave.
 Nevada, IA 50201
 (515) 382-2538
 Fax: (515) 382-4270
 Cell: (515) 669-6231
 Tim.Smith@idals.state.ia.us

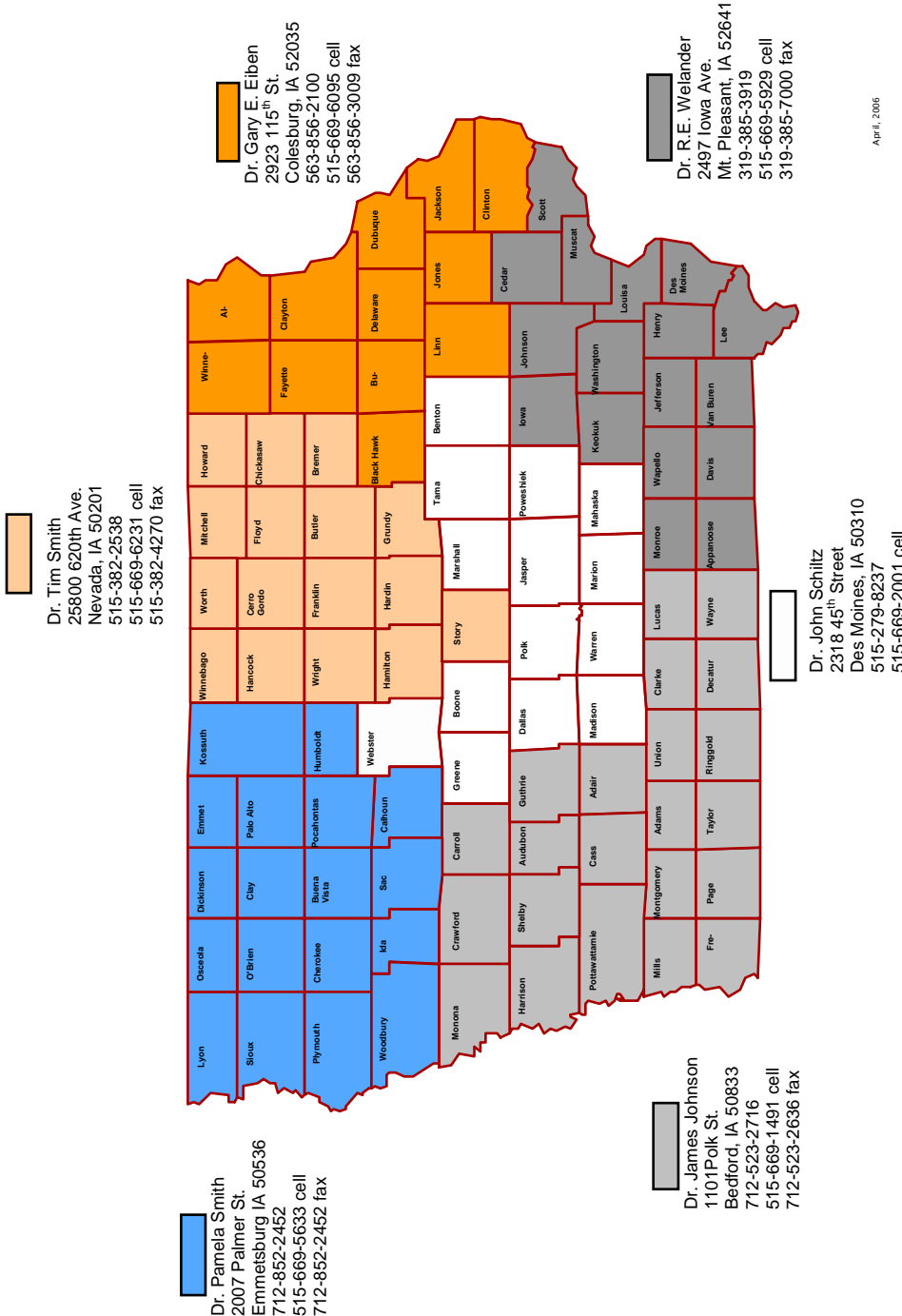
Dr. R. E. Welander D.V.M.
 2497 Iowa Ave.
 Mt. Pleasant, IA 52641
 (319) 385-3919
 Fax: (319) 385-7000
 Cell: (515) 669-5929
 Robert.Welander@idals.state.ia.us

STATE LIVESTOCK COMPLIANCE INVESTIGATORS

Gary Allen
 Curt Ferguson

STATE LIVESTOCK INSPECTORS

Doug Anderson
 Stephanie Black
 Wayne Grier
 Erik James
 Marc Rue



Iowa Animal Identification Program

Animal Identification – Safeguarding Animal Health

The Iowa Department of Agriculture and Land Stewardship is in the process of registering premises for the National Animal Identification System (NAIS). The NAIS is a national animal health program intended to identify all livestock and equine animals in the United States and to track their movements from one premises to another. It is being developed by the United States Department of Agriculture (USDA) and State animal health agencies, in cooperation with industry, to allow for 48-hour traceback and traceforward capabilities of identified diseased or exposed animals. This system consists of three parts – premises identification, animal identification, and tracking of animal movements – and IDALS is concentrating on premises registration, the cornerstone for the NAIS program. If we do not have complete compliance with premises registration, accurate tracking and traceback of animals will be impossible.

IDALS is in the early stages of a push to increase awareness of the Premises Registration program and also increase the number of registered premises within the state. Currently, over 3200 producers have applied for a Premises Identification Number and more than 2800 have been assigned Premises Identification Numbers. The Department is working diligently to get all of the applications processed and are receiving new registration forms daily. Recently, IDALS issued the first premises identification card. Identification cards are being sent out for every registered premises. The card contains the premises information and identification number, which is printed on the card and encoded on both a bar code and magnetic strip. This card will allow the premises owner to pass on the Premises Identification Number, for animal movement tracking, in a variety of ways.

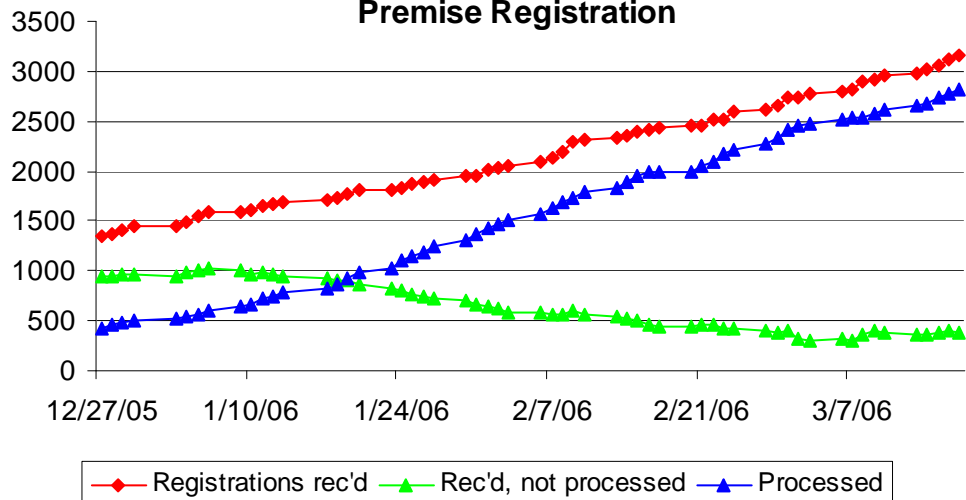
Outreach is an important piece of the Premises Registration Program. The Department has had representatives out speaking at

producer meetings, or speaking to various livestock groups, but is always looking for help from other sources. One project that many of you are probably familiar with is our push to get all veterinary clinics in the state assigned a Premises Identification Number. The district veterinarians have been out visiting the clinics, encouraging both registration and promotion of the program. Currently, they are distributing Premises Identification display posters. These posters are an eye-catcher and display the Department's contact information. They also have the registration forms attached to them. It is a great help to the Department to have the cooperation of the clinics in getting the word out. If you do not yet have a display, or you need more forms to hand out, please contact your state district vet. Some other ideas for outreach that have come from clinics across the state include sending out registration forms with monthly billing statements and holding information meetings for clients to discuss the Premises Registration Program.

Premises registration is voluntary at this point, and done

at no cost to the applicant. USDA has set 2008 as a target date for making registrations mandatory. IDALS is encouraging all producers and livestock related non-producers to get their premises registered now, and avoid any potential delays in the future. The Department is asking for assistance from the veterinary clinics across the state to get the word out about Premises Identification. If you have any ideas, or would like to discuss how you can help, please contact Steve White, the State Animal Identification Coordinator, at 888.778.7675. Thank you to all of the clinics that are displaying and distributing Premises Identification Registration information now. With everyone's help, we can continue to make Iowa's animal agriculture system safer and stronger.

Premise Registration



Electronic CVI's

Electronic certificates of veterinary inspection are becoming more widely used by Iowa licensed accredited veterinarians for the movement of animals.

Electronic certificates of veterinary inspection (CVI) originated through work done by Global Vet Link, Ames, Iowa. In an agreement with USDA APHIS Veterinary Services the Interstate Certificate of Veterinary Inspection (ICVI) web-based database was created and the program of electronic CVI's was expanded for use by veterinarians in several states.

Iowa received 1,126 electronic CVI's for the movement of animals from ten states in calendar year 2005. In addition, there were 1,063 electronic CVI's issued for movement of animals intrastate and 759 issued by Iowa licensed accredited veterinarians for the movement of animals out of state. The overwhelming majority were issued for the movement of livestock.

Once a veterinarian has completed the electronic CVI, the state veterinarian is able to access the document on the GlobalVetLink or ICVI secure website by entering a unique password and login code.

In 2004, the Iowa Department of Agriculture and Land Stewardship approved the use of GlobalVetLink's eEIA (Equine Infectious Anemia) laboratory reporting of test results and companion animal certificates of veterinary inspection.

To obtain information regarding electronic certificates of veterinary inspection you may contact GlobalVetLink at 515-296-0861 or accessing their website at globalvetlink.com

Avian Influenza

Avian Influenza H5N1 has been diagnosed in several countries and has resulted in human deaths in some of these countries. At this point in time, this strain of influenza virus has not been documented as having the characteristics of a strain being capable of human to human transfer. In addition, the countries reporting human cases have poultry living in conditions where there is closer human contact.

Needless to say, there is great concern that the influenza virus will mutate to a strain that will cause a worldwide influenza pandemic.

In 2003, the Iowa Department of Agriculture and Land Stewardship with the support of the Iowa poultry industry created administrative rules regarding Low Pathogenic Avian Influenza. These rules provide the framework for surveying for H5 and H7 avian influenza in poultry, turkeys and quail in commercial operations in the state of Iowa.


In June of 2004 Iowa Administrative Code of Rules were enacted requiring Iowa commercial chicken egg-laying

and meat-producing operations, commercial turkey operations and breeder flocks of quail to test for H5 and H7 avian influenza. The Iowa legislature also provided funding for avian influenza testing in 2004.

In calendar year 2005 there were 19,129 samples tested for 975 Iowa flocks and all samples were negative for H5 and H7 avian influenza.

The department inspects all hatchery and chick dealers in the state. Annually, our livestock inspectors display posters at these facilities to inform people of the signs of avian influenza and exotic Newcastle disease and department contact information if they suspect one of these diseases. In addition, the posters ask for individuals to report information regarding fighting game birds (fighting cocks) or fighting bird activities.

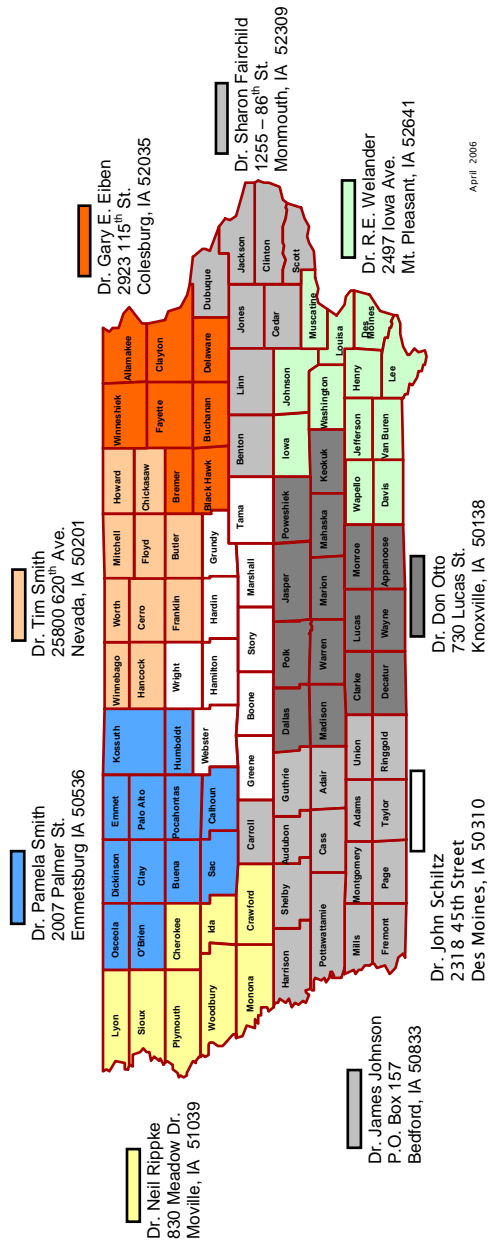
This past year there have been fighting game birds seized from individuals in Iowa. These were tested for avian influenza and exotic Newcastle disease and found to be negative. Game bird fighting is prohibited in Iowa and these birds were euthanized. If you know of individuals possessing fighting game birds or are participating fighting game birds, please contact our office.



STATE/FEDERAL COOP DISTRICT VETERINARIANS

Dr. John Schiltz, State Veterinarian
 515-281-8615 * 515-669-2001 cell
Dr. Dave Schmitt, Asst. State Veterinarian
 515-281-8601 * 515-669-3527 cell
Dr. Kevin Petersburg, USDA AVIC
 515-284-4140 * 515-669-6043 cell

Brucellosis, Tuberculosis, Scrapie, Pseudorabies



USDA STAFF

USDA, APHIS
 VETERINARY SERVICES
 210 WALNUT STREET, ROOM 891
 DES MOINES, IOWA 50309
 (515) 284-4140
 Fax: (515) 284-4156

Dr. Kevin L. Petersburg
 Area Veterinarian in Charge

Dr. Lowell Anderson
 Area Epidemiology Officer

Export Inquiries (515) 284-4790

FEDERAL VETERINARIANS

Dr. Lon Evans
 1705 Marcella Heights
 Carroll, IA 51401
 (712) 794-0029
 Fax: (712) 794-0134
 Cell: (515) 669-6020
 Lon.D.Evans@aphis.usda.gov

Dr. Sharon Fairchild
 1255 86th Street
 Monmouth, IA 52309
 (563) 673-3601
 Fax: (563) 673-3701
 Cell: (515) 669-3727
 Sharon.K.Fairchild@aphis.usda.gov

Dr. Don Otto
 730 Lucas St.
 Knoxville, IA 50138
 (515) 842-3245
 Fax: 842-6174
 Cell: (515) 669-5559
 Donald.J.Otto@aphis.usda.gov

Dr. Neil Rippke
 830 Meadow Drive
 Mouville, IA 51039
 (712) 873-5073
 Fax: 873-5397
 Cell: (515) 669-5975
 Neil.E.Rippke@aphis.usda.gov



Tuberculosis Update

Before the Cooperative State and Federal Bovine Tuberculosis Eradication Program

began in 1917, bovine TB was the most prevalent infectious disease of cattle and swine in the United States. Since then, the disease has been nearly eradicated through the hard work of detection, tracing, removal, and movement controls. No infected animals were detected in Iowa in 2005, but animals from what were later found to be infected herds in other states have indeed spent time on Iowa farms.

Michigan, Minnesota, New Mexico, and Texas currently do not have Free status. Five infected herds in Minnesota last year has cost them their Free status. One newly-infected large dairy herd in Arizona was discovered.

Effective January 1, 2005 the new USDA Uniform Methods and Rules (UM&R) sets standard goals for numbers of lesions found at slaughter and for responders detected by caudal fold testing. A minimum of 1 animal per 2000 adult cattle slaughtered is expected to possess lesions worthy of submitting to the National Veterinary Services Lab for diagnosis. Last year 40 lesions turned out to be tuberculosis. 31 were traced from Texas and the rest from Nebraska, Kansas, Minnesota, Arizona. 35 of the animals were fed steers and heifers and 25 had Mexican eartags.

The caudal fold test is very sensitive but less specific. Cattle are ordinarily expected to have a minimum rate of 1% responding to the caudal fold test for reasons that do not have to be *M. bovis* infection. This is the new UM&R standard for minimum percentage of responders detected by caudal fold. The 1% rate was determined empirically from over 6 million caudal fold tests in different states in different types of cattle.

Last year 116 accredited veterinarians in Iowa tested 33,500 cattle and reported 98 responders; our reporting rate collectively was only **0.3%**. Caudal fold testing (CFT) by Iowa regulatory veterinarians in 2600 cattle last year returned 2.9% responders.

It must be emphasized that a properly administered test includes injection of 0.1 mL tuberculin intradermally --NOT subcutaneously -- into the skin of the caudal tail fold such that there is a discernible bleb. After 72 hours the caudal fold must be palpated carefully to pick up the more subtle responder. ANY size response should be reported. Old criteria of limiting reporting to greater than "pea-sized" are not to be used. Accredited veterinarians can monitor whether they are meeting the standard if they detect at least 1 responder per 300 animals tested. No responders in fewer animals is statistically pos-

sible by chance alone.

Responders need to have follow-up comparative cervical testing performed by an official veterinarian within 10 days from the date of injection of the caudal fold test, so prompt reporting is important. Report caudal fold test responses to any state district or federal veterinarian or to the State or Federal Office. If you have questions, please call 515-284-4140.

Many states do not acknowledge Iowa's tuberculosis free status for dairy cattle and require tuberculosis testing before movement to their states. Before issuing certificates of veterinary inspection for the movement of animals to other states, it is the responsibility of the accredited veterinarian to contact the state of destination to meet the state of destination's importation requirements.

Summary of traces regarding TB affected herd located in Arizona.

A Holstein Dairy in Maricopa, AZ moved from one part of the state of Arizona to another in the Spring of 2003. At that time they did a huge expansion and bought a group of cattle from Pipestone, MN and another group out of Portales, NM. Other than those two purchases the herd has natural additions. TB was found in the herd by FSIS when a cow went in for cull slaughter on 1/25/2005. She was a locally grown cow from the herd. A test of the herd by federal and state veterinarians in February yielded only one suspect, also a local cow with no gross lesions. A second test of the herd was conducted at the end of April. That yielded another suspect, also a local, and she showed positive for TB at slaughter.

Minnesota regulatory officials reported to Iowa that three dealers had sold 29 animals to the AZ Dairy consigned through Pipestone. 4 traces remained in Iowa (1 untraceable from an IA market, 2 traced to sold-out herd, 1 traced to a herd and the herd test is pending), 10-traces to MN, 8-traces to New Mexico, 3-traces to MO, 2-traces to WI, 1-trace each to IL and SD.

Summary of traces regarding TB affected herd located in Minnesota

An adult cow owned by a producer in Waukegan, Rosseau county, MN was sent to slaughter in February, 2005 and a granulomatous lesion was detected and later confirmed positive for *M. bovis*.

The MN herd sends yearling bulls to a bull

development center in Iowa. Five Tarantaise bulls originating from the MN herd were shipped to the center with intentions to sell in the spring of 2005. The center was quarantined.

The 5-bulls originating from the MN herd were handled as TB exposed. The owner agreed to waive indemnity if the MN herd was later determined not TB affected. All yearling bulls (n=125) were tested by the CFT on May 3, 2005 and found negative. On May 6, 2005, the five bulls were moved to Arcadia Meats, a state inspected slaughter plant. Four bulls had no gross lesions and one bull was found to have a gross lung lesion later determined not to be TB. These five bulls were determined not affected with TB.

In the MN herd, four reactors were found that originated from Iowa (3 herds). The 3 herds were tested negative by CFT (one herd was tested twice).

Other cattle originating from herds located in Iowa were tested TB negative at the MN herd but considered as part of the traces from the MN herd and a test was required in the Iowa herd. Four additional herds were identified—1 was sold out, 1 was actually a NE herd, and two herds were tested negative (1 was tested twice).

Multiple shipments were reported to have originated from the MN herd and were moved to Iowa. Many of these were steers or heifers placed into feedlots. However, some were movements of breeding cattle. Most of the information regarding the movements of breeding cattle was obtained from records maintained at the bull development center in Iowa (MN herd bulls sold through the center). There were ten herds identified, 7 were tested negative and three were feeder only that had sold everything to slaughter.

Many MN herd bulls traced through the development center were moved to other states. This information was forwarded to the appropriate State Veterinarian (KS – 5 animals, KY – 2 animals, MI – 2 animals, MN – 4 animals stayed, 6-moved back to the MH herd, NE – 14 animals, ND – 3 animals, SD – 14 animals, VA – 1 animal).

In summary, 20 herds or herd units were tested in Iowa. There were 2495 animals tested and 14 animals purchased as either TB exposed to a known TB affected herd or were found to be suspects on the CCT. One gestating embryo was also destroyed. Indemnity payments totaled \$33,100. Despite all the TB testing, and laboratory examinations of tissue samples, there was not a TB affected herd detected in Iowa.

Iowa Swine Brucellosis Case

On June 2, 2005, IDALS received a call from a veterinarian inquiring about brucellosis testing swine for a producer who the University of Iowa believes may have brucellosis.

On the same day, IDALS received a call from the Iowa Department of Public Health regarding a hog farmer in SE Iowa testing positive for swine brucellosis at University Hygienic Laboratory located in Iowa City. IDPH informed us that four blood cultures revealed isolation of *Brucella suis* suis biovar 1.

IDALS ordered a test of all breeding swine remaining on the premises for brucellosis and pseudorabies. A complete epidemiological investigation was initiated. The veterinarian tested 99 breeding swine on the premises. Serum was submitted to the Iowa State University Veterinary Diagnostic Laboratory for pseudorabies testing and to the State-Federal Brucellosis Laboratory, Topeka, Kansas, for brucellosis testing.

Results for Brucellosis were received from the Topeka lab with the following results: 35 negative, 14 suspects, and 50 reactors. This swine herd was classified as brucellosis infected and the premises was quarantined.

The producer had about 65 head of pregnant gilts, and about 30 older sows. The producer still bred sows and gilts on pasture, gestating hogs outside and had a finishing building.

Late in the summer of 2004, the producer had a group of about 70 older sows being bred in the pasture. On two different occasions when he was checking these sows, he saw feral boars in with his sows that were being bred. He said he chased them out both times, and did not think much about it because there had been other cases of feral hogs being seen and killed in the neighborhood.

When this group of 70 sows began farrowing in December of 2004, there were several abortions and early born pigs, and other symptoms consistent with swine PRRS. Some of the sows, possibly half, never did get bred and farrow. There were no diagnostic tests

done at the time, even though he did consult his herd veterinarian. The owner did admit handling the aborted fetuses and coming in contact with birthing fluids. The herd had basically functioned as a closed herd.

USDA provided funding, and made arrangements, for indemnification and depopulation of the premises. The swine herd was depopulated and the carcasses disposed. The premises were cleaned and disinfected prior to quarantine release.

This appears to be a case of feral swine infecting a transitional (a herd with exposure to feral swine) Iowa swine herd. Over the last year, feral swine sightings and harvesting have become more prevalent in Iowa. IDALS and the swine industry in Iowa are very concerned and view this as a significant threat to the Iowa swine industry. IDALS has been working with the Iowa DNR to trap, euthanize and test feral swine, with the goal of eliminating feral swine from Iowa. IDALS also has been working with hunters to test feral swine which have been hunted (there are no restrictions on hunting of feral swine). To date, all test results have been negative. It is illegal to import feral swine into Iowa.

Iowa achieved brucellosis free status in commercial swine in 1977. Producers have enjoyed the trade benefits of this status. The finding of brucellosis infected swine poses a real threat to maintaining this disease free status.

Compliance Update

Ron Rowland, JD
Consumer Protection & Animal Health Division

In the past two years, the Animal Industry compliance staff has investigated 77 cases involving alleged violations of Iowa's livestock movement and health requirements. During the same time, the compliance staff also investigated 44 cases involving the sale or breeding of companion animals.

The following types of livestock cases were investigated:

- Sale Barn movement issues—12
- Illegal movement—no or improper Certificate of Veterinary Inspection—22
- Illegal sales—livestock/feeder pig dealing without a license—33
- Failure to dispose of animal carcasses—3
- Livestock/Feeder Pig dealer issues—5
- Fair violations—2

Disposition of cases:

- Administratively closed—3
- Substantial compliance found—10
- Court actions filed—4
- Civil penalties levied—19
- Letter of Warning—19
- Informal Settlement—10
- Cease and desist Order issued—4
- Pending/Open Cases—8

The civil penalty cases resulted in a total of \$9800 of civil penalties being levied against the violators.

Equine Infectious Anemia

In calendar year 2005 there was one horse testing positive for Equine Infectious Anemia (EIA) in the state of Iowa. This horse was euthanized, the herd of origin was quarantined, and tested for EIA.

In Iowa in calendar year 2004, there were three horses test positive for Equine Infectious Anemia in Iowa (EIA), 2003 three positive EIA horses, and two positive horses in 2002.

According to USDA mapping for

2005, the majority of states with EAI affected premises were located in the south central region of the US.

Iowa requires all imported horses over six months of age be tested negative for EIA within the past twelve months. The name of the testing laboratory, accession number, and the date of test must appear on the Certificate of Veterinary Inspection for test eligible horses imported into Iowa.

Chronic Wasting Disease

Karen Gideon, Farm Deer Program Coordinator

Since 1997, CWD has been identified in farmed deer and/or elk herds in Colorado, Kansas, Minnesota, Montana, Nebraska, New York, Oklahoma, South Dakota, and Wisconsin.

Chronic Wasting Disease has been detected in wild deer and/or elk in Colorado, Illinois, Kansas, Nebraska, New Mexico, New York, South Dakota, Utah, West Virginia, Wisconsin, Wyoming, and in Saskatchewan and Alberta, Canada.

In September, 2005, Colorado Division of Wildlife confirmed that a bull moose tested positive for CWD. This is the first time CWD has been found in a wild moose. Until now CWD had only been found in the wild in deer and elk.

Clinical Signs: Chronic wasting disease-affected deer and elk show loss of body condition and changes in behavior. Affected animals may show signs of ataxia and head tremors. Cervids infected with CWD may be found near water sources, as excessive drinking and urination are common in the terminal stages because of specific lesions in the brain. Many animals in terminal stages of CWD have excessive salivation and drooling. Death is inevitable once the clinical disease occurs. Aspiration pneumonia is a common sequentia for Chronic Wasting Disease. Thus the brain should be examined for evidence of CWD on every prime age cervid that dies with pneumonia.

Iowa's CWD Voluntary Program

There are 153 premises currently enrolled in Iowa's CWD Program. Of these 153 premises, 86 herds are whitetail deer, 54 herds are elk, and 13 house mixed deer or deer/elk species. These herds have a total of 5,411 animals that are enrolled in the program, broken down into 2,688 elk, 2,642 whitetail, 39 fallow deer, 19 mule deer, 9 reindeer, 8 sika deer, 3 muntjac.

Annual Inventory Reconciliation:

A herd is certified for 12 months. Each cervidae herd enrolled in the

CWD Program must have an annual inventory conducted by a state district veterinarian. These inspections must be done annually within 90 days of the CWD anniversary date (initial start date). Inventory requirements are:

- Records shall be kept to document the history/accountability of all animals in the herd. This includes identification, date of birth and sex of all animals born or received on the premise.
- All animals must have two forms of official identification which are outlined in the Rules under 64.104 Definitions "Official Cervid Identification".
- Copies of all health certificates properly filled out and signed by an accredited veterinarian shall be kept to document movement in or out of the herd.
- Surveillance will be maintained by collecting and submitting appropriate samples from all cases of mortality, including slaughter, in animals 16 months of age and older, and keeping copies of the laboratory reports.

Upon completion of all CWD Program producers' annual inventories, each producer receives a letter of verification of their herd status and expiration date, as well as a billfold size certificate card that shows their herd's status, anniversary date, and expiration date that the producers can carry on them to have available for viewing. These cards will aid you in filling out the **Certificate of Veterinary Inspection** for movement of cervids intrastate or interstate as all CWD Program herd status information is to be documented on every CVI. By asking for the producer's certification card, you can verify his CWD Status.

CWD Testing: There are no changes on the sampling for CWD. It is Iowa's CWD Program requirements for submission of the obex as well as the medial retropharyngeal

nodes on all captive elk and deer 16 months and older. The **VS-10-4** form

required for laboratory submissions must be completely filled out, showing all forms of identification, mailed with the specimen submission **and a copy faxed to the State Veterinarian's office at 515/281-4282.**

Intrastate Movement Requirements.

66.14(1) All intrastate movements of Cervidae other than to a state or federally inspected slaughter establishment shall be accompanied by an intrastate movement certificate of veterinary inspection signed by a licensed, accredited veterinarian. Movement of CWD susceptible Cervidae, other than direct movement to slaughter, shall only be allowed from herds that have been enrolled in the Iowa CWD monitoring program and have successfully completed at least one year. As used in this subrule, "been enrolled" means that the herd owner has received from the department written notification of the herd's enrollment and participation in the program.

66.14(2) Such intrastate movement certificate shall include all of the following:

- a. Signor's name and address.
- b. Consignee's name and address.
- c. Individual, official identification of each animal.
- d. For CWD susceptible Cervidae, the certificate shall include the CWD herd premises number, the herd status level, the anniversary date, and the expiration date. The following statement must be included on the certificate:

"There has been no diagnosis, sign, or epidemiological evidence of chronic wasting disease in this herd for the past year."

- e. For Cervidae other than CWD susceptible Cervidae, the following statement must be included on the certificate:

"The animal(s) has not spent any time within the past 36 months in a zoo, animal menagerie, or like facility, or has not been on the same prem-

(Continued on page 15)

(Continued from page 14)

ises as a cervid herd which has been classified as a CWD infected herd, exposed herd, or trace herd.”

Import Requirements.

CWD susceptible Cervidae shall only be allowed into Iowa from herds which have satisfactorily completed at least three years in an official recognized CWD monitoring program. However, Cervidae originating from an area considered to be endemic to chronic wasting disease shall not be allowed entry into Iowa. Cervidae that originate from a herd that has had animal introductions from an area endemic to chronic wasting disease during the preceding five years shall not be allowed entry into Iowa. A permit number requested by the licensed, accredited veterinarian signing the certificate and issued by the state veterinarian prior to movement. For further import requirements, refer to CWD Rule **21—65.12 (163)** posted on IDALS website, or contact the Department of Agriculture at 515/281-5547 or 515/242-5950.

All cervidae leaving Iowa must meet the state of destinations’ entry requirements prior to movement.

Fence Inspections: Iowa Code Chapter 170 rules apply to only whitetail farm deer producers whether they are in Iowa's CWD Program or not.

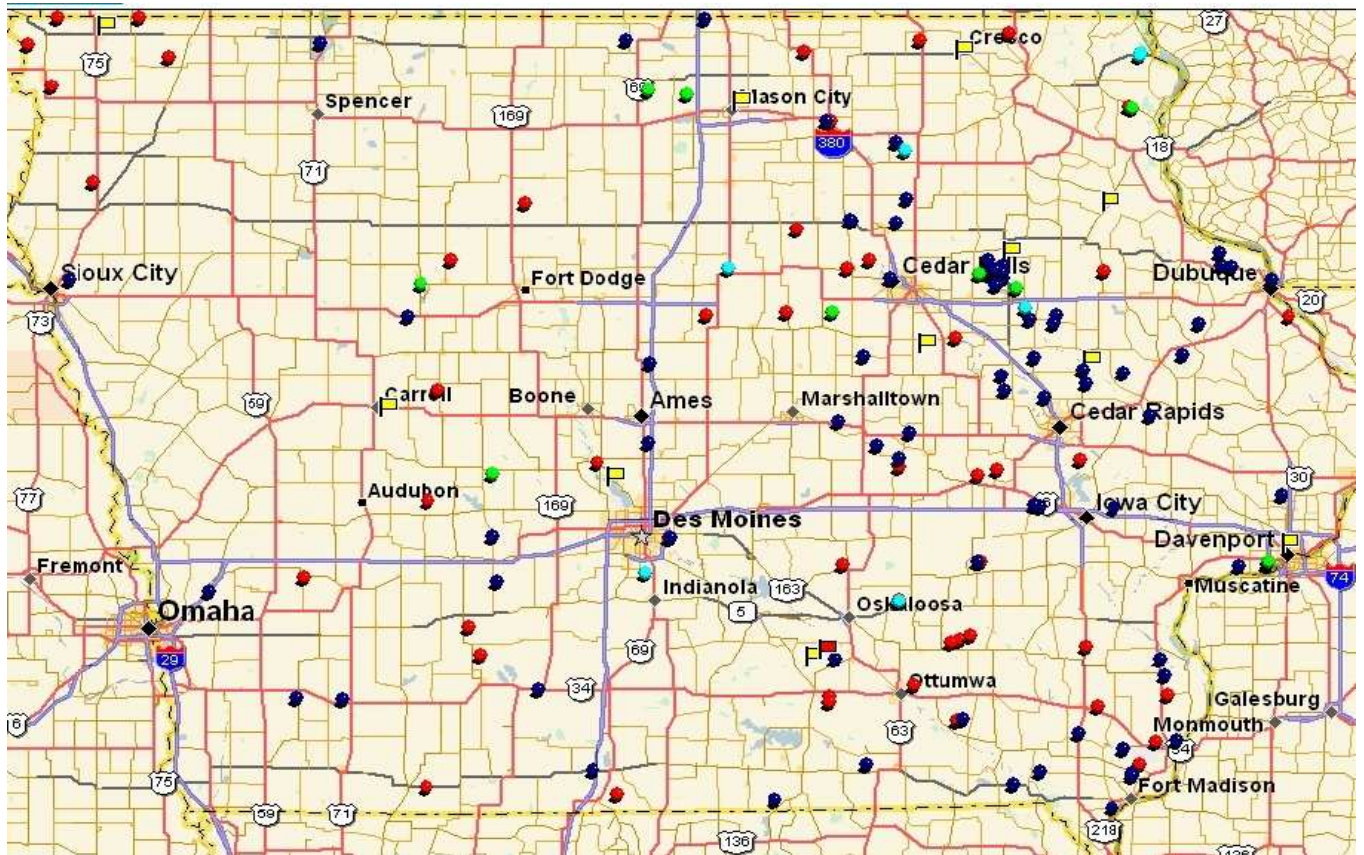
A landowner shall not keep whitetail as farm deer, unless the whitetail is kept on land which is enclosed by a fence, and certified according to procedures required by the department.

If a whitetail farm deer producer installs a new fenced in facility to keep whitetail deer, they need to contact our office, as well as the Department of Natural Resources to have this inspected and certified before releasing any whitetails into this area. If they already have an existing fence (constructed before May 23, 2003) with whitetail deer and want to put up additional fencing for the same purpose of housing whitetail deer, they must have all new addi-

tional fencing inspected and certified. A person shall not release whitetail kept as farm deer onto the fenced in land unless the landowner has complied with all of the rules outlined in Iowa Code Chapter 170—Farm Deer (See Contacts To Receive Iowa Code Chapter 170).

Contact Information:

CWD Program rules, information, examples of properly executed health certificates (intrastate or interstate), laminated Retropharyngeal Lymph Node Collection Procedure sheets, and VS-10-4 forms are available by contacting: Karen Gideon, Farm Deer Program Coordinator at the Iowa Department of Agriculture & Land Stewardship, Bureau of Animal Industry, Wallace Building, 2nd Floor, Des Moines, IA 50319, 515/242-5950. Also, the Chronic Wasting Disease rules can be accessed at <http://www.agriculture@idals.state.ia.us> Click on Animal Diseases, Chronic Wasting Disease, and Legislative Rules (Pages 17-21).



● Whitetail Deer
 ● Elk
 ● Mixed – Deer & Elk
 ● Mixed – Deer
 ■ Zoo (Includes County Conservation Boards)

Johne's

GREETINGS, and let me introduce myself as your new Iowa Designated Johne's Coordinator. I am Randy Wheeler from Winterset.

Some of you may know me from my cartoon calendar that I drew while I practiced for (26) years at the Madison County Veterinary Clinic in Winterset or as Past-president of the IVMA. A native Iowa farm boy - my parents have a Century farm in Madison County and my background is in mixed animal practice.

My first case of **Johne's**, upon graduation from Iowa State University in 1977, was in a 5 yr. old Shorthorn bull - that died in spite of my treatment! My last case of Johne's was in a 4 yr. beef cow - that owner was concerned about "hardware" or "worms". Many of you in practice have had considerable experience with this disease and I would like to hear from you.

In my short tenure here I am amazed at the rules, regulations and reading material involving Johne's. Recently there have been changes in approved tests for achieving or monitoring a herd's status in the Iowa Johne's program. They include:

- Pooled Fecal cultures for both Beef & Dairy
- Environmental (fecal) sampling for Dairy only.

Requirements for herds that wish to obtain permission to vaccinate calves:

1. Whole herd Tb testing (this is a USDA requirement)
2. Conduct a Risk Assessment and Herd Management Plan (performed by a District veterinarian at no charge)
3. Premise ID

I am in the process of developing an incentive program, for Iowa veterinarians and their clients, to increase both participation in herd testing and awareness of this disease. This program would help defray the herd owner's expense of testing (by paying for the program lab testing costs) as well as providing payments to the herd veterinarian for sampling and involvement in Risk Assessments /Herd Management Plans.

Proposed payments would allow funding to pay for the following:

1. Lab fees for any of the (3) Screening tests:
 - up to (30) ELISA / herd
 - Fecal pools which the ISU pools into (10) pools of five animals ea. = (50) animals/herd
 - Environmental sampling (DAIRY only - to be done by District veterinarian)
2. Lab fees for Confirmational/ organism-based tests (fecal culture)
 - to confirm up to (5) positive screening tests/ herd
3. Veterinarian payments to include:
 - collection of blood \$2.50/sample
 - collection of fecals \$1.00/sample
 - involvement in initial Risk Assessment/ HMP \$75
 - renewal Risk Assessment/ HMP \$50

Our objectives of this voluntary program are:

1. EDUCATION - to inform producers about the cost of and information about Johne's
2. MANAGEMENT - to work with the producers and their veterinarian
 - Risk Assessment and Herd Management

Plans


3. HERD TESTING - to classify herd status

- Level 1 = initial screen testing of a minimum of (30) random animals 36 mos. or older
- Levels 2, 3, 4 and above have lower probability of Johne's disease & advanced testing
- Test positive herds have Levels A, B, C, or D; to indicate degree of Johne's disease
- Management herds have completed a RA/HMP but have not met testing requirements

To participate in the Iowa Johne's program the herd owner must have a Premise ID.

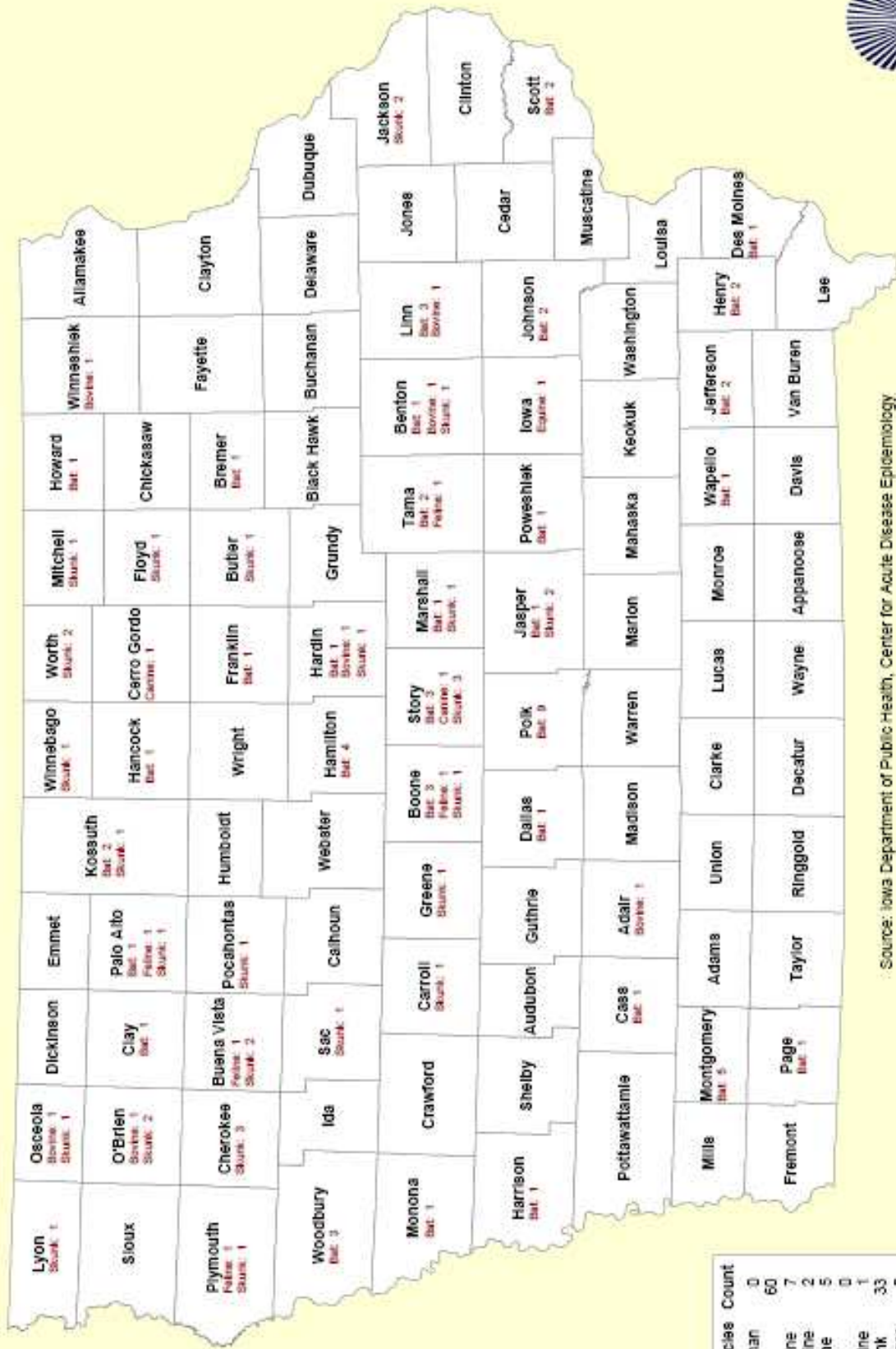
To date there are (57) herds enrolled in the program (51 Dairy / 6 Beef) and several others are in the process. Funding is limited but I am hopeful increased participation will generate more allocations.

Remember Johne's is a REPORTABLE (but is not a quarantineable disease) and the Iowa Johne's Program is VOLUNTARY.





2005 Iowa Rabies Map Effective 12/31/2005, MMWR Week 52




Species	Count
Human	0
Bat	60
Bovine	7
Canine	2
Felid	5
Fox	0
Equine	1
Skunk	33
Badger	0
Total	108

Source: Iowa Department of Public Health, Center for Acute Disease Epidemiology.
Prepared by: IDPH Bureau of Information Management, GIS Services

Animal Health Begins At Home



Register yours today.



The Iowa Department of Agriculture and Land Stewardship, in conjunction with the USDA, has been working on a National Animal Identification Program that will help trace disease outbreaks. Premises identification is the first step in this voluntary program.

Register your premises today - to help protect your animals from disease threats.



Phone: (888) 778-7875 • Fax: (515) 281-4382 • E-mail: ids@iada.state.ia.us • www.agriculture.state.ia.us/premiseID.htm

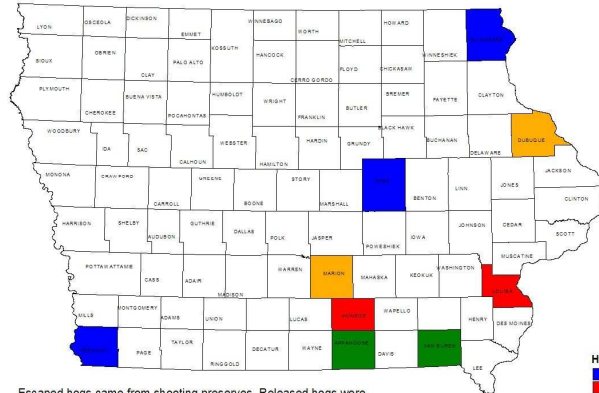


REPORT FERAL SWINE TO YOUR DISTRICT VETERINARIAN OR DNR WILDLIFE BIOLOGIST.

SQUEAL ON WILD PIGS!

HELP PROTECT IOWA SWINE HERDS

Potential Origin of Feral Hogs in Iowa (2003 - 2005)



Escaped hogs came from shooting preserves, Released hogs were intentionally released. Missouri hogs are thought to drifted in from populations in Missouri and Unknown hogs are still being investigated.

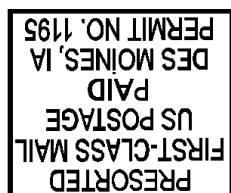
**HAVE YOU REGISTERED YOUR CLINIC?
.....DO IT TODAY.**

HAVE YOUR CLIENTS REGISTERED THEIR LIVE-STOCK PREMISE?

PREMISES REGISTRATION HELPS US ALL SAFEGUARD ANIMAL HEALTH...WE NEED YOUR HELP.

In This Issue...

2006 Exhibition Regulations, CWD Update, Rabies summary, feral swine, Johne's, Animal ID, and more.



Iowa Department of Agriculture & Land Stewardship
Animal Industry Bureau
Wallace Building
Des Moines, IA 50319

