

# **Rethinking assessment for the science modules in the first year nursing programme**

## **Final Project Report**

**Contractor:** Waikato Institute of Technology, Hamilton

**For:** Ako Aotearoa Northern Regional Hub



**AOTEAROA**  
NATIONAL CENTRE FOR  
TERTIARY TEACHING  
EXCELLENCE

An Ako Aotearoa publication.  
This project output has been funded by  
Ako Aotearoa through the  
Regional Hub Project Fund.



This work is published under the Creative Commons 3.0 New Zealand Attribution Non-commercial Share Alike Licence (BY-NC-SA). Under this licence you are free to copy, distribute, display and perform the work as well as to remix, tweak, and build upon this work non-commercially, as long as you credit the author/s and license your new creations under the identical terms.

## Authors

Jane Stewart Joint project leader  
Principal Academic Staff Member  
School of Education  
Waikato Institute of Technology  
Jane.stewart@wintec.ac.nz

Dr Gudrun Dannenfeldt Joint project leader  
Principal Academic Staff Member  
Science Programme Manager  
School of Science and Primary Industries  
Waikato Institute of Technology  
Gudrun.dannenfeldt@wintec.ac.nz

Angela Stewart Researcher  
Principal Academic Staff Member  
School of Health  
Waikato Institute of Technology

Dr Kevin Stewart Researcher  
Principal Academic Staff Member  
School of Science and Primary Industries  
Waikato Institute of Technology

Victor Fester Researcher  
Principal Academic Staff Member  
Capability Development  
Waikato Institute of Technology

Jackie McHaffie  
Senior Academic Staff Member  
School of Health  
Waikato Institute of Technology

Researcher

Pam Williams  
Lecturer in Health Studies  
Manukau Institute of Technology  
Auckland

Researcher

Dr Rose Hipkins  
Chief Researcher  
New Zealand Council for Educational Research  
Wellington

Research Mentor

## Table of Contents

<b>Abstract .....</b>	<b>5</b>
<b>1.0 Introduction.....</b>	<b>6</b>
<b>2.0 Background to the study .....</b>	<b>6</b>
<b>3.0 Aim .....</b>	<b>10</b>
<b>4.0 Methodology .....</b>	<b>11</b>
<b>5.0 Findings and Discussion .....</b>	<b>16</b>
<b>6.0 Conclusion .....</b>	<b>30</b>
<b>7.0 Appendices.....</b>	<b>33</b>
<b>8.0 Output Appendices .....</b>	<b>47</b>
<b>9.0 References .....</b>	<b>63</b>

## Abstract

This project evaluated an innovative assessment tool that was developed to provide evidence that students were developing science-informed competence for nursing. Measuring and assessing competence in nursing education is a current world-wide concern, and few solutions have so far been offered (Anderson, 2008; Cowan et al., 2005; Lauder et al., 2008; Pincombe et al., 2007). At Waikato Institute of Technology, the prescription of Nursing Council of New Zealand nursing competencies into the science modules of the Bachelor of Nursing curriculum commenced in 2009. Examination of the alignment of pedagogy, curriculum and assessment revealed that existing methods of assessment did not effectively assess all aspects of competence.

This research project investigated what tools could be used to assess evidence of the development of all aspects of science-informed competence in nursing education, and developed a new assessment tool. This was a practical science test with 14 Objective Structured Clinical Examination (OSCE)-type stations, worth 30% of the final grade. The tool was evaluated in terms of its construct, and concurrent and consequential validity through a variety of data collection methods.

Findings indicated that the new assessment tool enabled assessment of all aspects of competence, including the contribution of student attitudes, values and abilities. It was also effective in providing students with opportunities to make links between science learning and nursing practice. Questionnaire and focus group results indicated that most students had some understanding of the purpose of the assessment tool and understood the practical test as linking to a 'nursing perspective'. However, the students' overall perception of the assessment was negative. We concluded that this was influenced by many variables. New understandings were gained from the comprehensive information about the effects of the assessment on learning. As a result of these findings, recommendations for practice and further research are presented. Future changes to the assessment tool will be based on students' pedagogical preferences (Boud, 2007), leading to a better balance between assessment *of* learning and assessment *for* learning.

# **Rethinking assessment for the science modules in the first year nursing programme: Final Project Report**

## **1. Introduction**

This report presents the results of an evaluation of the effects of changes to an assessment tool in a first year nursing science module, *Human Body for Nursing*, included in a Bachelor of Nursing Programme at the Waikato Institute of Technology, New Zealand (Wintec). An interdisciplinary team developed a new assessment tool (final practical science test)<sup>1</sup> for the practical component of the module, to attempt to assess all aspects of competence, rather than only knowledge and skills. They then evaluated the tool, with a focus on its construct, concurrent and consequential validity, seeking feedback from students via a questionnaire and focus group interviews.

The report begins by outlining the drivers for embarking on this research project and describing recent developments in assessment of tertiary education. This leads to stating the overall aim and research questions. The methods used for collecting and analysing the data are presented and the findings are outlined and discussed. The report presents conclusions and some recommendations regarding how competency-based assessment of nursing science within tertiary environments might be enhanced. Several outputs have resulted from this project and these are listed in the final appendices.

## **2. Background to the study**

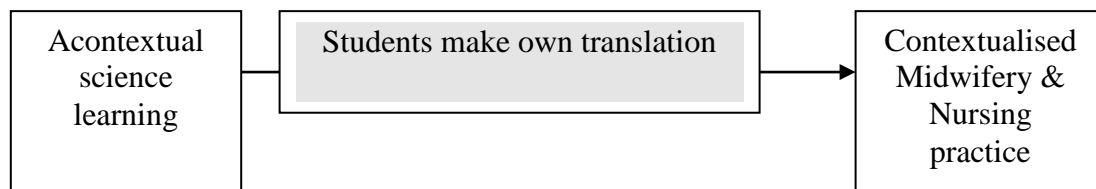
Over the years, academic staff at Wintec heard many anecdotal stories about science as a ‘problem’ for nursing students. In 2005, a research project was conducted that focussed on students’ perceptions of learning science in the first year nursing programme, in order to research the nature and extent of the problem. Students reported finding first year nursing science difficult and time consuming (Gibson-vanMarrewijk & Stewart, 2005). Assessment results reflected the difficulties, with around 30% of students failing the module. The project focused on making changes to pedagogy and curriculum practices, with the aim of improving success rates in science. The research

---

<sup>1</sup> The ‘final practical science test’ will be referred to as ‘the assessment tool’ throughout the report

sought to find ways to support students to make links between theory and practice. We anticipated that this would require a change from traditional teaching, which tends to leave students to create links for themselves. Staff increased the level of student interaction through online activities, in class/laboratory discussion and activities. The overall thrust of the research is summarised in the following diagram:

A shift from traditional teaching:



To this model:

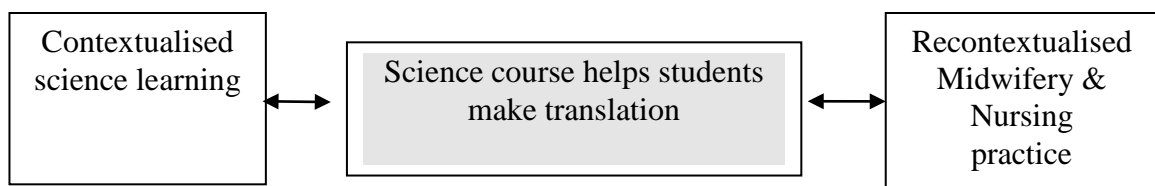


Figure 1. The type of change to traditional teaching sought by the research

Overall, students’ feedback regarding teaching methods and resources was positive. There was evidence of increased student motivation and engagement compared to previous years, but there was no clear evidence of improvement in the summative test results. This became a driver for a further research project into nursing science assessment practices. Another driver for this project was the recent inclusion of Nursing Council of New Zealand (NCNZ) competencies into the science modules of the Bachelor of Nursing Curriculum (Wintec, 2009).

In a 2009 Wintec research project, an attempt was made to integrate the competencies and learning outcomes in a science module with the development of one science-informed competency. Students were recognised to be at a pre-entry level of competence and a distinction was made between this level and an occupational level of competence (Hager, 2004; Mitchell et al., 2009). They were required to demonstrate competency growth *towards* the entry level of a registered nurse (NCNZ, 2007;

Ministry of Education, 2005). Therefore, assessments for first year nursing science needed to focus on the building blocks of complex performance and capabilities to meet the immediate goals of the science module as well as link forward to future learning in different contexts. The approach was similar to that reported by Major (2005) who noted that “to make learning manageable, it must be broken down into small pieces ... [therefore] encouraging holism through building on those manageable small pieces” (ibid, p. 452).

Constructing ways to gather evidence of developing competence through innovative modes of assessment became the next logical step, as we did not believe that the traditional methods achieved this. The previously used Objective Structured Clinical Examination (OSCE) was reviewed and an assessment tool was designed for implementation at the end of November, 2010. Elements of the newly developed assessment tool, which accounted for 30% weighting for the science module, were formatively tested within laboratory sessions prior to the final implementation.

Developing the new practical assessment tool questions relied on an iterative process over a six month period prior to the final practical test. This was achieved through a series of collaborative workshops where the proposed questions were brainstormed. The newly developed questions were then piloted in four laboratory sessions, and the findings from each of the pilots were reviewed by the team. For example, ‘blood’ was one of the pilot laboratory sessions. The first post-lab question for this laboratory was: “One of the key points of the lab was to demonstrate antigen-antibody reactions in blood. Explain why this would be important for a nurse to understand”. Student responses to the post-lab question included:

- So that if we needed to give a blood transfusion we would give the correct blood
- If the wrong type of antigen-antibody was to be given to the patient, the blood would start clotting and kill the patient
- It is important when doing a blood transfusion
- So that the nurse would know the patient’s correct blood type.

These responses were analysed, looking for evidence of the five aspects of competence, and questions were redeveloped as required. In this way, the review of each pilot



contributed to the development of the final practical assessment tool. Not only did the pilot laboratory sessions provide a rigorous process for development of the 2010 assessment tool but it also ensured that students were consistently supported to make links between their science learning and nursing practice, preparing students for the final practical test.

Initially, the 2010 assessment tool was planned to have only three stations with a varied scenario, but the manageability of this structure was called into question due to practical issues of the large number of students and time constraints. It was agreed that 14 OSCE-type stations with fewer questions at each station would be able to serve the purpose for the assessment tool.

The purpose of the tool was to make appropriate judgments about whether students could make links between their science learning and prescribed contexts, required for future professional practice. Finding such links would provide some evidence that students were developing science-informed competence. Although an initial small step, this project provided an example of what we believed to be pedagogically sound assessment, which supports learning in an area which is perceived as 'difficult' by students, with associated poor pass rates.

### **Recent developments in assessment of tertiary education**

In New Zealand tertiary education, shifts in assessment policy and practice have been noted recently, particularly the shift to internal assessments and the shift towards standards based assessment rather than norm-referenced assessment (Davidson et al., 2009). These shifts are evident in nursing education where competence-based assessment and curricula are emerging as the dominant model (Lauder et al., 2008). There is continuing debate about competence and how it is best measured and assessed, with most of the current tools for assessing competence in nursing eliciting criticism (Cowan et al., 2005a; Lauder, 2008; McLellan, 2007). The challenges and tensions in assessing competence in nursing education have been noted in New Zealand (Andersen, P., 2008; Stewart, J., Fester, V., Dannenfeldt, G., Stewart, K., & McHaffie, J., 2010), yet little is offered in terms of alternative solutions (Cowan et al., 2005b) and assessment of competence remains under-researched (Rychen, 2004).

Competence-based assessment opens up possibilities for new types of assessment tasks, particularly as notions of competence have changed in recent years to embrace more holistic and complex ideas (McLellan, 2007; Stewart, Fester, Dannenfeldt, Stewart, & McHaffie, 2010). One implication for assessment practices is the need to assess a wider range of aspects of learning, “not only ... observable behaviours which can be measured, but also unobservable attributes, values, judgemental ability and dispositions” (Worth-Butler et al., 1994, cited in Yorke, 2008, p. 15). As previously noted, a competence approach calls into question some aspects of the validity of traditional methods of assessment which provide evidence of knowledge and skills, but do not address the wider dimensions of competence.

Alongside the tertiary education shift to internal and standards-based assessment is the growing emphasis on teaching excellence, which has drawn attention to the importance of formative assessment, or assessment *for* learning. There is an expectation that assessment tasks are more informative of students’ actual learning in relation to clearly stated goals, and questions should be designed to include the possibility of gaining insights into potential next learning steps. That is, assessment needs to fulfil two responsibilities; firstly to be a reliable, valid measure of student performance and secondly, to provide meaningful guidance for future learning (Davidson et al., 2009). Fulfilling both responsibilities, in the context of this project, meant focusing on meeting the immediate goals of the science module *as well as* linking forward to future learning in different contexts (Stewart et al., 2010, p. 58).

A further shift in tertiary education is an increasing recognition of the importance of pedagogy. Discussions in the literature focus on developing pedagogically sound assessments which support learning (Boud, 2007; Clarke, et al., 2009; Hattie, 2009; Morris, 2009). Morris (2009) and Clarke et al. (2009) focused on students’ perceptions of assessment quality as a basis for changes to the formative assessment strategies to improve pass rates. Clarke et al.’s (2009) research, which studied the use of formative assessment strategies in a Life Science course, concluded that there was a need for further studies to investigate methods to improve student learning and pass rates in this area. Boud (2007) discusses the importance of basing changes to assessment practices on the pedagogical preferences of students, noting that teachers often design assessment

practices with insufficient information about the effects of the assessment on students. He suggests there is a need to check consequential validity of assessments (Boud, 2007). The focus on pedagogy includes awareness that different types of tasks give different learners opportunities to demonstrate what they know and can do. Barriers to achieving best practice assessment in this regard could be linked to the noted reluctance on the part of some tertiary education institutions (TEIs) to develop innovative pedagogically sound assessments (Hattie 2009; Davidson et al., 2009). External pressures may cause assessment to have a primarily summative function, with the reliability of assessment as the main concern (McLellan, 2007). The implications of increasing pedagogical awareness mean some of the traditional assumptions about assessment may no longer hold:

There has been a consequential demand that the traditional psychometric qualities of assessment (fairness and fit-for-purpose) be extended so that the edumetric quality of providing the best possible opportunity for students to demonstrate their skills and achievement is also a criterion of [best practice] (McLellan, 2007, p. 439).

### **3. Aim**

The project aimed to improve the validity and reliability of assessment outcomes for nursing students in their first year science programme, through the systematic evaluation of an innovative assessment tool (final science practical test), and its consequences.

The research questions were

1. Does the new assessment tool provide evidence that students are making links between science learning and nursing practice?
2. Does the new assessment tool provide evidence of students' developing science informed competence?
3. How do students understand the new assessment tool?
4. What is their response to the new assessment tool?

## 4. Methodology

Process or formative evaluation is a form of evaluation research that “is concerned with what actually happens in practice”, (Owen, 1993, p. 129). It is often distinguished from summative or outcome evaluation (Robson, 2002) and is characterised by the following five dimensions:

1. The orientation is towards improvement
2. The program is in a state of development
3. The focus is on delivery
4. The evaluation is timed during the program
5. Typical approaches include responsive evaluation and action research (ibid, p. 22).

The approach used in this research project can be likened to responsive evaluation in that it had a strong democratic orientation, and because planning took place at the site level with programme deliverers taking responsibility for all aspects of the evaluation process (ibid, p. 137). Findings from process evaluation research can be used for several purposes, one of which is “to assist those responsible for delivering a programme to improve their practice” (Owen, p. 25). One of the main uses of the findings from this project was to provide the basis for future action in terms of assessment practice in the first year science module.

Consent to complete the research was gained from the Wintec Human Ethics in Research Committee and all participants were required to sign consent forms. At the beginning of the second semester of 2010, 68 students (52% of the total number of students enrolled in the module) gave their consent for their assessment results to be analysed. They consented to complete the questionnaire, and 31 of these students also consented to participate in focus group interviews. The significant risk of poor participation in the research was lessened through several strategies:

- An independent researcher explained the benefits of the research to students at the beginning of their semester of study.

- Consent to participate was provided in two separate opportunities, firstly for the self-completion questionnaire and secondly for the focus group interviews.
- The timing for data collection was streamlined in order to minimise the disruption for students. The questionnaire was designed to be completed in less than fifteen minutes and the focus group interview in less than one hour.
- The focus group interview findings were intended to deepen our understanding of the students' responses from the questionnaire results. Having two different forms of data collection for the same research questions lessened the risk of low participation rates and afforded opportunities for some triangulation of findings.

### **Construct validity**

The assessment tool was evaluated in terms of its construct validity; that is, how valid the assessment tool was in providing evidence of students' developing science informed competence and focusing their attention on linking science learning to nursing practice.

Data to evaluate construct validity was collected in three ways:

1. The research team created a matrix to map the new assessment tool against the following dimensions of competence: knowledge, skills, attitudes, values and abilities. The matrix was based on an earlier Wintec research project which framed a year one science competency according to recent notions of competence (Stewart, J., Fester, V., Dannenfeldt, G., Stewart, K., & Mc Haffie, J., 2010) (see Appendix 7.1). A comparison was made between the 2009 assessment and the 2010 assessment tools, in particular the way the students' attention was focused on making links between science learning and nursing practice, by mapping both tools against the competence matrix (see Outputs appendix 8.3).
2. Student results from selected questions included in the assessment tool were analysed independently by two researchers, whose judgments were then compared. Student responses were analysed regarding their 'levels of engagement', using a 4-point Likert-scale to ascertain the quality of student

responses in terms of the links students made between their science learning and nursing practice:

0 = no response

L 1 = likely to repeat content in answers, but no links with practice / knowledge

L 2 = makes links with practice or knowledge

L 3 = makes links with both practice and knowledge.

3. Student answers from one selected question were further analysed for evidence of students' developing science-informed competence across all dimensions of competency.

### **Concurrent validity**

The new assessment tool was evaluated in terms of its concurrent validity at the request of the project funders. In this context, concurrent validity refers to the correlation between students' performance on a new instrument with their performance on a second instrument. In this regard, concurrent validity is similar to predictive validity in that both are seeking agreement between two measures (Cohen, Manion & Morrison, 2007). We measured the level of agreement between the newly developed assessment tool results in science module, *Human Body for Nursing* (HLSC514) and the results of the summative assessment relating to the clinical component from another compulsory module in the first semester of the nursing programme, *Nursing through the Lifespan* (HLBN513).

### **Consequential validity**

The assessment tool was evaluated in terms of its consequential validity; that is, the consequences of the assessment on desired learning (Boud, 2007). Data was collected by questionnaire and focus group interviews. The students who participated in the assessment completed a questionnaire (see Outputs appendix 8.5), designed to measure 'student perceptions of their developing science-informed competence', directly following the assessment. Responses to a pilot version of the student questionnaire were analysed using the Cronbach's Alpha coefficient tests to measure the internal

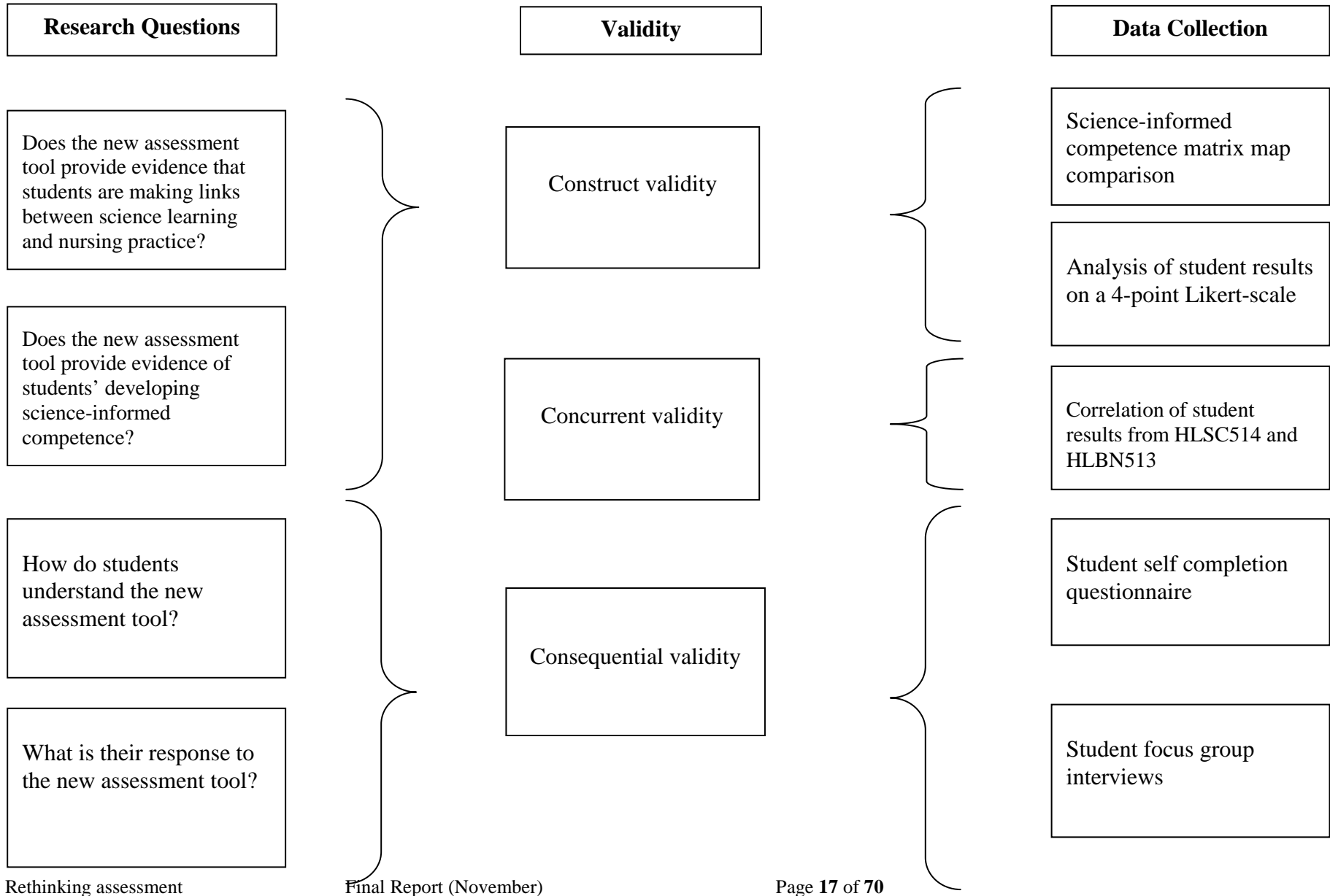
consistency of the focus construct (Gliem & Gliem, 2003). Results of this preliminary analysis were used to improve the reliability of the final questionnaire. Data from the Likert-scale responses to 15 items in the final version of the questionnaire were collated as percentages and the mean response for each item was calculated (see Appendix 7.2). For the three open questions, the student responses were collated and key themes relating to the research questions were extracted by two researchers independently, and then their decisions were compared.

Students who gave their consent remained for focus group interviews, after they had completed the questionnaire. The format of the focus group interview schedule was finalised using the findings from a pilot focus group interview (see Outputs appendix 8.6). Students were asked to brainstorm seven focus questions relating to the practical test. Their verbalized responses, as well as their discussion during the brainstorming activity, were captured using a digital audio recorder and researchers' notes. The audio files were used to deepen the analysis and for supporting quotations. As with the questionnaire analysis, key themes were extracted from both the written and audio notes by three researchers independently and then compared for purposes of investigator triangulation (Silverman, 1993, cited in Cohen, Manion & Morrison, 2007).

A diagrammatic summary of the methodology is presented on the following page:



# Methodological summary



## **5. Findings and Discussion**

The research aim was to enhance the validity and reliability of assessment outcomes for nursing students in their first year, through the systematic evaluation of a new assessment tool and its consequences. The number of students participating in the research was close to the 50% expected. A total of 131 students were eligible to complete the assessment in November 2010. At the end of the semester, 62 (47% of total) of the 68 students who originally gave their consent to participate in the research remained in the module. Their test results provide the basis of the findings on construct validity.

### **Construct validity**

*Does the new assessment tool provide evidence that students are making links between science learning and nursing practice?*

The following examples illustrate how questions in the 2010 assessment tool were modified to focus student attention on making links between science learning and nursing practice. For example, rather than just naming bones, students were asked why it is important to know the correct names. This immediately guided them to a practice environment. Another example was the shift from asking students to name the blood vessel used for taking a pulse (which does have some clinical focus but is very theoretical), to asking them to consider why a scientific fact (direction of blood flow) would be important for a nurse to know. The renal question in the 2009 test is another example where the question, asking an isolated fact about a practical procedure, was changed to asking students to make informed choices for an entire practical procedure. The following table summarises the changes made to the 3 examples taken from the 2009 assessment tool:

<b>Station focus</b>	<b>2009</b>	<b>2010 changes</b>
Bones	What is the name of the bone in the upper arm?	Give 2 reasons why it is important for a student nurse to know the correct names of bones.
Blood	When taking a person's pulse at the wrist, which blood vessel are you feeling?	Why is learning about the direction of blood flow important for nurses?
Renal	How long should you wait before reading a dipstick ketone result?	Which of these instruments/materials would be appropriate to use when analysing a urine sample?

The students' (n = 62) answers to the questions in the new assessment tool were analysed to see how well the assessment tool focused their attention on making links between their science learning and nursing practice. Four questions which provided clear opportunities to form links were selected from the 2010 assessment tool and were then analysed using the 4-point Likert-scale.

**Table 1: The nature of responses to one selected item at Station 14**

<b>Q14.4 Give 2 reasons why it is important for a student nurse to know the correct names of bones.</b>			
No response	No links to practice or knowledge	Links with practice <b>or</b> knowledge	Links with practice <b>and</b> knowledge
30%	5%	37%	27%

The responses to this question showed the greatest evidence of linking to both theory and practice (27% of students). Examples of student responses included:

- To apply treatment to the correct area
- To understand what is wrong when talking to other medical professionals
- To know what may be broken, to understand doctor's instructions

- So they can correctly tell which bones are affected when analyzing a patient or looking at x-rays.

**Table 2: The nature of responses to one selected item at Station 6**

<b>Q6.4 Why is learning about the direction of blood flow important for nurses?</b>			
No response	No links to practice or knowledge	Links with practice <b>or</b> knowledge	Links with practice <b>and</b> knowledge
23%	37%	32%	8%

A total of forty percent of students answering this question made practice and/or knowledge links. Of the thirty-two percent who made links with practice **or** knowledge, nearly all (29%) made practice rather than knowledge (3%) links. Only 8% of the students linked to both science knowledge and nursing practice. A possible reason for the lower levels of linking of both knowledge and practice, compared with Q14.4 is that, at first year level, the concept of blood flow is more abstract than the experience of a broken bone.

**Table 3: The nature of responses from the second selected item at Station 6**

<b>Q6.1 When taking blood from a vein at the elbow, do you put the blood pressure cuff/tourniquet <u>above</u> or <u>below</u> the elbow? Explain why.</b>			
No response	No links to practice or knowledge	Links with practice <b>or</b> knowledge	Links with practice <b>and</b> knowledge
6%	6%	84%	3%

Many (84%) students made links to either practice **or** knowledge and 45% of these students provided correct explanations that related to the direction of blood flow. Only 5% of the students could take this further to explain how correct placement of the blood pressure cuff would assist nursing practice. One possible reason is that the question does not clearly cue this type of response (see discussion to follow).

**Table 4: The nature of responses to one selected item at Station 12**

<b>Q12.1 Other than for urinalysis, when would knowledge of pH measurement be valuable to a nurse?</b>			
No response	No links to practice or knowledge	Links with practice <b>or</b> knowledge	Links with practice <b>and</b> knowledge
26%	45%	56%	3%

In this case 56% of students made links to either practice **or** knowledge, with most of these (50%) being links to knowledge.

Examination of student responses revealed that most students successfully made links to science learning **or** nursing practice, rather than to both. Another finding was that students were able to make more links to knowledge **and** practice when they were responding to more concrete concepts, such as a broken bone. Students were less likely to make links to both knowledge and practice when the concept was more abstract, such as the direction of blood flow. Despite efforts to word questions to elicit a practice link, many answers were linked to science knowledge only. We concluded that students required more explicit help to make the translation between science learning and practice contexts. Analysis of the student responses to the assessment tool clearly showed the extent to which students were able to make links between science learning and nursing practice, however the wider dimensions of students' developing science-informed competence were not demonstrated clearly. Some light was shed on this dimension by further analysis of students' responses to another of the questions in the assessment tool.

*Does the new assessment tool provide evidence of students' developing science-informed competence?*

Students' responses to Question 8.3 'List two questions you should ask a client prior to drawing a blood sample' were analysed to identify wider dimensions of developing science informed competence. Examination of the students' responses to this question provided evidence of meeting the values component of competence. How respectfully

the student would approach a client was expressed in the responses such as: “Is it ok for me to take your blood?”, “Do you mind if I just lift your sleeve up?” or “If they mind us doing it (religion)”. The attitude component of competence was also evident where students expressed the need to be careful and accurate. Responses included, “Do you have a known blood disease?” and “Do you have a history of clotting?”. Some responses noted by the students demonstrated both values and attitudes components of competence in what they asked, for example, “Have you had a blood test before?” and “Are you feeling ill?” or “Any medical conditions or fear of needles?” and “Do you have a known disease or clotting problem?”. The researchers concluded that student responses to Question 8.3 of the assessment tool provided evidence of development of the wider aspects of science-informed competence.

The second check on whether the assessment tool provided evidence of the wider aspects of competence was made by comparing the assessment tool utilised prior to the integration of nursing competencies into the science module, with the new assessment tool. The questions from the assessment tools of 2009 and 2010 were analysed for their inclusion of the components of competence (knowledge, skill, attitude, value and practical ability) and a matrix was drawn up (see Outputs appendix 8.3). In 2009, the assessment tool consisted of 19 stations with multiple questions per station. The questions were focused on knowledge and skill assessment; while the assessment of attitudes and values was implicit only. This can be illustrated by using the following examples from the 2009 assessment:

- Station 5: Blood vessels, Question 3. ‘Which blood vessel supplies the head with oxygenated blood?’ This assesses knowledge, and thus there is only one correct answer.
- Station 9: Renal system, Question 2. ‘How long should you wait before reading a dipstick ketone result?’ This assesses knowledge and skill, and implies an attitudinal aspect requiring multiple responses.

The new assessment tool in 2010 had 14 stations (5 fewer than in 2009) with multiple questions per station. The assessment of the attitude, values and abilities components

of competence was much more explicit. For example: ‘Station 4: Renal system (urinalysis), Question 1. Which of these instruments/material would be appropriate to use when analysing a urine sample?’ Here all aspects of competence were elicited from students who were required to select relevant items for use in urine testing. The students could select from numerous appropriate and inappropriate choices which included gloves, hand cream, safety glasses, spectrometer, stethoscope etc. This demonstrated their knowledge of the urine testing process (practical skill). Aspects of the attitude component of competence were assessed when students selected items that provided evidence they knew the equipment needed for clean, safe and careful practice. Although it was more difficult to assess the values component of competence, students did have to show their responsiveness to the task and commit to a choice. This required them to keep in mind what would be at stake when making an error with a urine test in the practical situation. The assessment was carried out in a laboratory situation, but the context was related to nursing practice, thus enabling the students to demonstrate their ability in preparing for a urine test in practice.

Two questions are compared in the table below, illustrating the difference in the construction of the assessment tools (2009 and 2010). For more detail of the questionnaire analysis see Outputs appendix 8.3.

	<b>Knowledge</b>	<b>Skill</b>	<b>Attitude</b>	<b>Value</b>	<b>Ability</b>
2009 Station 9 – Renal system 2. How long should you wait before reading a dipstick ketone result?	✓	✓			
2010 Station 4 – Renal system 1. Which of these instruments/material would be appropriate to use when analysing a urine sample?	✓	✓	✓	✓	✓

Our intention when developing the new assessment tool was to include all components of competence in the assessment. We believe the new tool met the requirements of a science-informed competence assessment. There was a clear move away from the knowledge-telling model (as seen in the 2009 tool) towards a knowledge-transforming assessment tool, which allowed students to interpret stimuli and develop their answers (McLellan, 2007).

### **Concurrent validity**

The investigation of concurrent validity was based on the assessment results of the 47 students (36% of total) enrolled concurrently on two modules, who completed both the assessment tool and the clinical component of a nursing module in the first year nursing programme. The concurrent validity was determined by investigating the level of agreement between the students' results from the assessment tool in the science module (HLSC514) and the results from a concurrent summative assessment in a nursing module (HLBN513). The nursing assignment was a case report including a practical aspect of observation and recording. The Pearson's product coefficient was 0.38, indicating a poor correlation between the two sets of results. Seventeen students (37%) failed the science assessment and 7 students (15%) failed the nursing case report. Four of the students who failed the nursing case report passed the science assessment. These findings are confirmed by the results summary for the science (HLSC514) and nursing (HLBN513) assessments, as illustrated in the following table:

<b>N = 47</b>	<b>Science assessment</b>	<b>Nursing assessment</b>
Passed	30 students (64%)	40 students (85%)
Failed	17 students (36%)	7 students (15%)
Average mark	55.8%	71.13%
Range – Top score	85.3%	100%
Bottom score	31.4%	33.33%



The analysis indicates that the two assessments were looking at different aspects of competence and that success in one module was not a predictor of success in the other. On reflection, this is probably not surprising. In the practical component of the nursing module the links to practice that the assessment task offered were implicit. The students' responses to the practical component were not assessed on whether they directly related to nursing practice or nursing competencies. Comparing the two modules to determine validity of the assessment rests on the assumption that personal attributes of individual students will support the ability to demonstrate comparable competence in both assessments. It also assumes that these attributes will "equip a person with transferable skills which can be applied to different situations" (Fordham, 2005, p. 42). The objective of the research was not to determine how students transfer generalisable skills to different situations, but how students can be encouraged to develop science-informed competence and demonstrate this in science-related assessments.

### **Consequential validity**

Students' perceptions of the assessment tool were gathered through a questionnaire and focus group interviews. Fifty students (38% of total) answered the questionnaire and 15 students (11% of total) participated in the focus group interviews. The number who completed the questionnaire was slightly fewer than the expected 50% participation rate; however the number of students who participated in the focus group exceeded the expected 10% participation rate.

#### *How do students understand the new assessment tool?*

The questionnaire (see Outputs appendix 8.5) was designed to measure 'student perceptions of their developing science-informed competence'. It investigated whether students understood the purpose of the assessment tool as focusing their attention on linking science learning to nursing practice. Questionnaire analysis of individual student's responses indicated that students answered after having considered carefully the content of each item. The following table shows the 6 of 15 items which attracted the highest level of agreement from students:

Item	agree/strongly agree %
The practical test helped me identify gaps in my learning (what I still need to know)	74%
I can explain why physiology is relevant in a nursing assessment of a patient	58%
The practical test motivates me to achieve my goal of becoming a nurse	50%
The practical test showed me that science is relevant to the other nursing modules	48%
The practical test allowed me to apply scientific terms/concepts to nursing competencies	48%
I can now describe why knowledge of physiology is important for nursing practice	44%

Overall the questionnaire results of the 15 items did indicate an understanding of the purpose of the assessment tool by the students. Fifty per-cent or more students agreed or strongly agreed with the items which referred to linking the assessment tool to their future learning, nursing practice and their goal of becoming a nurse. There were 25 responses to the second open-ended item ‘In the practical test, what was your best opportunity to show how science links with nursing?’ Analysis of these responses showed there was no single ‘best opportunity’. A variety of responses such as: ‘pH question’, ‘the blood type’ and ‘the cell part’ came to light. This was reassuring as there did not seem to be a bias or weighting towards any one station in the assessment.

The open-response item ‘Describe how the practical test gave you the opportunity to demonstrate your ability to link science to nursing’ yielded 10 negative responses from a total of 38. These students did not perceive that they had the opportunity to make links. Examples included ‘not really, the time limit .....’ or ‘it didn’t’. By contrast 20 comments suggested students did feel they could demonstrate their ability to make links, as evidenced by the following quotes: ‘It asked how some stuff related to nursing’, and ‘science is nursing’.

Findings from the focus group interview (n = 15) suggested that most students understood that the assessment tool had been designed to link to a ‘nursing perspective’. In particular, the case studies included in the assessment were recognised as linking to nursing practice. These links were particularly recognised when students had prior knowledge and experience.

Students also recognised the assessment as providing them with feedback on their progress towards becoming registered nurses:

They designed the questions to put us in the nursing frame of mind, going through the process of not knowing to knowing – and that’s what they are trying to teach us (focus group participant).

The students’ certainty about links to nursing practice did not extend to knowledge of the nursing competencies, with some students voicing confusion over the nursing competencies and what they were. On the other hand, one student interpreted the practical test as *all* being linked:

Do you not think being a competent nurse you need to link to our bodies anyway? Competencies, skills – they were all in the test. I think it all links somehow. It has to, otherwise why would they be giving it to us? (focus group participant).

Questionnaire and focus group interview findings both confirmed that on the whole students understood the intent of the assessment tool.

*What is their response to the new assessment tool?*

Analysis of the responses to the 15 items of the questionnaire, showed that students’ responses to the assessment tool were overwhelmingly negative and uncertain. The average percentage of ‘uncertain’ responses was 19% over the 15 scaled response items, ranging from 8% uncertain responses for Item 4 ‘I enjoyed the practical test’ to 40% uncertain responses for Item 8 ‘I can now describe why knowledge of physiology is important for nursing practice’. Students’ negativity was confirmed by their response to Item 4 ‘I enjoyed the practical test’, with 84% of students disagreeing or strongly disagreeing with this statement.

Those items attracting the most disagreement were associated with the students' personal performance in the test: their use of effective communication skills, values attitudes and abilities and their personal enjoyment:

Item	disagree/ strongly disagree %
I enjoyed the practical test	84%
I used effective communication skills during the practical test	77%
I used my values, attitudes and abilities during the practical test	31%
The practical test assessed what we learned in the module	30%

The responses could be associated with the timing of the questionnaire, directly after the practical test and prior to another assessment in the afternoon. Assessing their own performance at this point in time could be described as being more reactionist rather than reflective, tending towards the negative.

The majority of students experienced time constraints during the assessment. There was one consistent response to the third open-ended item: 'In the practical test, what opportunities were missed for you to show the links between science and nursing?' Of the 39 replies to this question, 31 related to the time constraints experienced by the students. The only other minor theme that emerged was about the perceived lack of preparation given by the tutors.

We concluded that the students' response to the assessment was affected by several variables. The first was the timeframe, which was perceived as being too short:

...we don't have enough time to go over it and remember it in the labs to be able to put it into practice when there is a time limit (focus group participant).

Timing and the lack of time may be a confounding variable impacting on the students' response to the new assessment tool as well as their overall assessment outcomes. Eraut (2003, cited in Hipkins, 2008) has researched practitioners' performance to determine the interplay between theoretical knowledge and workplace decision-making.

He concludes that *time* is the variable that most affects mode of cognition. “In busy practice situations there may be little time for explicit analytic thinking” (ibid, p. 12), instead an instant/reflexive mode of cognition is utilised (ibid). The time pressure in the assessment setting was likely to have limited the students’ responses and not allowed deep thinking, as compared with the possible results when provided with a more relaxed environment. Consequently, another pressing change needed to the assessment tool is extending the timeframe available per station, or alternatively, reducing the number of stations in the time available.

Another variable impacting on students’ response to the assessment tool was the wording in the assessment tool and confusion over the format for their responses. This finding is consistent with an earlier project (Gibson-vanMarrewijk, Hipkins, Stewart, Dannenfeldt, Stewart, McHaffie, 2008) when students reported that “knowing what written language to use to describe something in assessment was difficult” (p. 34), implying a learning challenge which may mask the students’ understanding. In the earlier project, we concluded that “such responses suggest that the apparent lack of links in *written* work were more about the mode of assessment than a lack of actual connections” (p. 35). Literacy skill levels have been found to influence trainees’ abilities to take what they learned in the classroom and apply it to the job (Taylor, Ayala, & Pinsent-Johnson, 2009), and writing tasks can be problematic in terms of providing evidence of the extent of learning, particularly for a person with limited competence in the English language (McLellan, 2007).

The third variable was the perceived differences between the laboratory classes, lectures and the assessment. “In the lab we did have to do it, but it was not step by step”. Another student noted that the laboratory sessions focused on structure and function, whereas the assessment included further questions:

We can tell the function and structure, we can tell without looking at our books, but that is not going in the exam ... Now they give us blood ... it is a form and you have to know ... analysis as well (focus group participant).

Some students were concerned that they had had no previous experience in the laboratory sessions with some of the equipment used in the practical test, while another student noted a disjuncture between science and the rest of their programme of study relating to different learning expectations. Having noted that some students (30%, n = 15) were concerned about their lack of previous experience, it should also be noted that 34% of students (n = 17) agreed or strongly agreed that the practical test assessed what they learned in the module.

The negative responses to the assessment were not surprising given the timing of data collection and with reference to earlier research findings. Brosnan et. al. (2006) found their participants reported high levels of stress associated with OSCE assessment, particularly associated with waiting in the corridor beforehand. In addition, over half their participants agreed that OSCE assessments were more stressful than forms of written assessment (p. 121).

McLellan (2007) outlines three ways of understanding the effects, or consequences, of assessment on learning:

1. The cognitive complexity of tasks can have a positive effect, leading students to employ deeper learning strategies.
2. The feedback received, with and after completing the assessment task, can be formative.
3. The transparency of, and students' involvement in, the assessment process can enable students to strive for domain understanding, rather than experience assessment as something that is done to them (Struyen et al., 2003, cited in McLellan, 2007, p. 444).

The complexity of the tasks included in the assessment tool may have been more likely to lead to students employing deeper learning strategies (McLellan, 2007), however the limited timeframe impacted on students' ability to achieve this mode of cognition. The feedback from the assessment was formative for the students, indicating how much they needed to know and putting them into a 'nursing frame of mind'. Some students'

responses to the assessment tool appeared in line with “experiencing assessment as something done to them” (Struyen, 2003, cited in Mclellan, 2007, p. 444). In some cases it may have limited their motivation to strive for domain understanding, given their apparent lack of recognition of how important the range of knowledge and skills will be for their future role as a nurse:

In all our other classes we talk about not being doctors, we’re nurses and then it comes to science and they expect us to be like a surgeon or something ... We are expected to do all this stuff (focus group participant).

On the other hand, students appeared to be motivated by the perceived challenges ahead, based on the formative feedback received as a consequence of completing the assessment tool:

If anything the practical test highlights how well we have to know stuff, it highlights how much we need to know. It shows the areas that we might not understand and what we need to learn more (focus group participant).

The compelling contrasts, revealed by the above quotes represent the divergent findings of the research. These were illustrative of individual student characteristics, but also indicative of wider tensions and challenges in assessment. The dual responsibility of the assessment to gauge how well the immediate goals of the science module had been met, as well as to link forward to future learning in different contexts, was the first notable challenge. The shift towards assessment for learning revealed new issues with reliability and manageability (Stewart, Musgrave & Matheson, 2009). Another challenge was presented by the increasing cognitive complexity of tasks associated with embracing more holistic and complex notions of competence. Cognitive complexity led to further literacy demands on students, which was particularly problematic for those students with limited competence in English language.

During the discussions about the results and student responses, it was apparent that many variables had affected the results. These included individual student characteristics such as reading ability, situational factors (time, unfamiliarity), and instrument variables (Cohen, Manion & Morrison, 2007). Thinking about the

instrument variables, we concluded that further review of the wording and format of the assessment tool was necessary.

### **Limitations of the research**

A limitation became evident in the evaluation of the concurrent validity of the assessment tool. We chose to measure the concurrent validity of the assessment tool by comparing students' results from two very different assessment tasks, a practical science test and a nursing case report. Comparisons of the two results provided limited information about the assessment tool's edumetric quality of providing the best possible opportunity for students to make links between their science learning and nursing practice (McLellan, 2007). That was not the explicit intention of the nursing assessment (case report), whereas it was the explicit intention of the science assessment.

The timing of data collection highlighted the limitation of using a tool for the dual purpose of assessment and research. The data collection methods had to fit within the constraints of the module timetable and the large number of students enrolled. The assessment tool was implemented at the beginning of examination week for the first year nursing students and the data collection was timed directly following the assessment. Students' responses were immediate, capturing the initial reactions to the first assessment of the week. These responses may be qualitatively different from responses collected after a reasonable time lapse. The timing of data collection was dictated by the end of the academic year. Expecting students to return to Wintec in order to participate in a research project would be unrealistic. The researchers believed the participation rate would have been considerably less if there was a delay in data collection. The timing of the data collection from students fulfilled the research methodology requirements but was not ideal for the students' experience of the module. This is captured in the beginning comment from one focus group participant, "Can we streamline it [focus group interview] because I think we are all a bit edgy about how long we need to spend here".

Another challenge associated with the dual purpose of the assessment tool was the number of questions which did not fit the research aim but which fulfilled the principle



of assessment sufficiency. The assessment tool was developed to fit the research questions and the research had to adapt to maintain principles of sound assessment practice. The potential for conflicts of interest was never far from the researchers' minds as we pragmatically juggled research and assessment decisions.

## 6. Conclusion

The project aimed to improve the validity of assessment outcomes for nursing students in their first year science module through the systematic evaluation of a new assessment tool. Although the focus was mainly on the edumetric quality of the assessment, the traditional psychometric qualities of being fair and fit-for-purpose were also in mind (McLellan, 2007). The following is a summary of the conclusions reached to the four research questions.

1. Does the new assessment tool provide evidence that students are making links between science learning and nursing practice?

On examination of student responses it was revealed that most students successfully made links to science learning **or** nursing practice, rather than to both. Another finding was that students were able to make more links to knowledge **and** practice when they were responding to more concrete concepts. The assessment was carried out in a laboratory situation, but the context was related to nursing practice, thus enabling the students to demonstrate their ability to meet the immediate goals of the science module as well as link forward to future learning in different contexts. Thinking about the instrument variables, we concluded that further review of the wording and format of the assessment tool was necessary, to ensure that evidence of links to practice was specifically requested.

2. Does the new assessment tool provide evidence of students' developing science informed competence?

Examination of the students' responses to the question provided evidence that the new assessment tool enabled assessment of all aspects of competence, including the contribution of student attitudes, values and abilities to knowledge and skills. These were the building blocks for further development of science informed competence by the student nurses.

3. How do students understand the new assessment tool?

Findings from the focus group interview and questionnaire suggested that most students understood that the assessment tool had been designed to link to a ‘nursing perspective’ and put them ‘in a nursing frame of mind’. Overall the findings showed students did understand that the items in the assessment tool referred to linking their science learning to future learning, nursing practice and their goal of becoming a nurse.

#### 4. What is their response to the new assessment tool?

Analysis of the questionnaire findings showed that students’ responses to the assessment tool were overwhelmingly negative and uncertain, with the majority of students experiencing time constraints during the assessment. These responses need to be read in the light of the timing of data collection immediately after the assessment, which were reactionist rather than reflective.

The quest for a pedagogically sound assessment tool, which supports learning, is still in its infancy. As noted by Mclellan (2007) assessment, learning and teaching remains complex and contestable. Although the challenges and tensions in assessing competence in nursing education remain, new understandings were gained from the comprehensive information about the effects of the assessment on learning. Future changes to the assessment tool are more likely to be based on students’ pedagogical preferences (Boud, 2007), leading to a better balance between assessment *of* learning and assessment *for* learning. The research project was successful in providing an initial step towards improving the validity and reliability of assessment outcomes for nursing students in their first year science programme. Further steps towards this aim can be achieved through the following recommendations.

### **Recommendations for future practice and further research**

1. Changing the timeframes associated with the assessment
  - decrease the wait time for students prior to the assessment
  - increase the time allocated per Station
2. Modifying the wording and format of the questions in the assessment

- explicitly request responses which enable students to link their science learning to nursing practice
  - Change the format of the answer sheet to allow enough space for more complex responses.
3. Further research with the research participants in order to collect data from returning students may provide worthwhile findings on the consequential validity of the assessment tool.
  4. Further longitudinal research with this and the next cohort of students would be beneficial in examining developing competency growth towards the entry level of a registered nurse and to investigate how effective the assessment tool was in linking forward to future learning in different contexts.

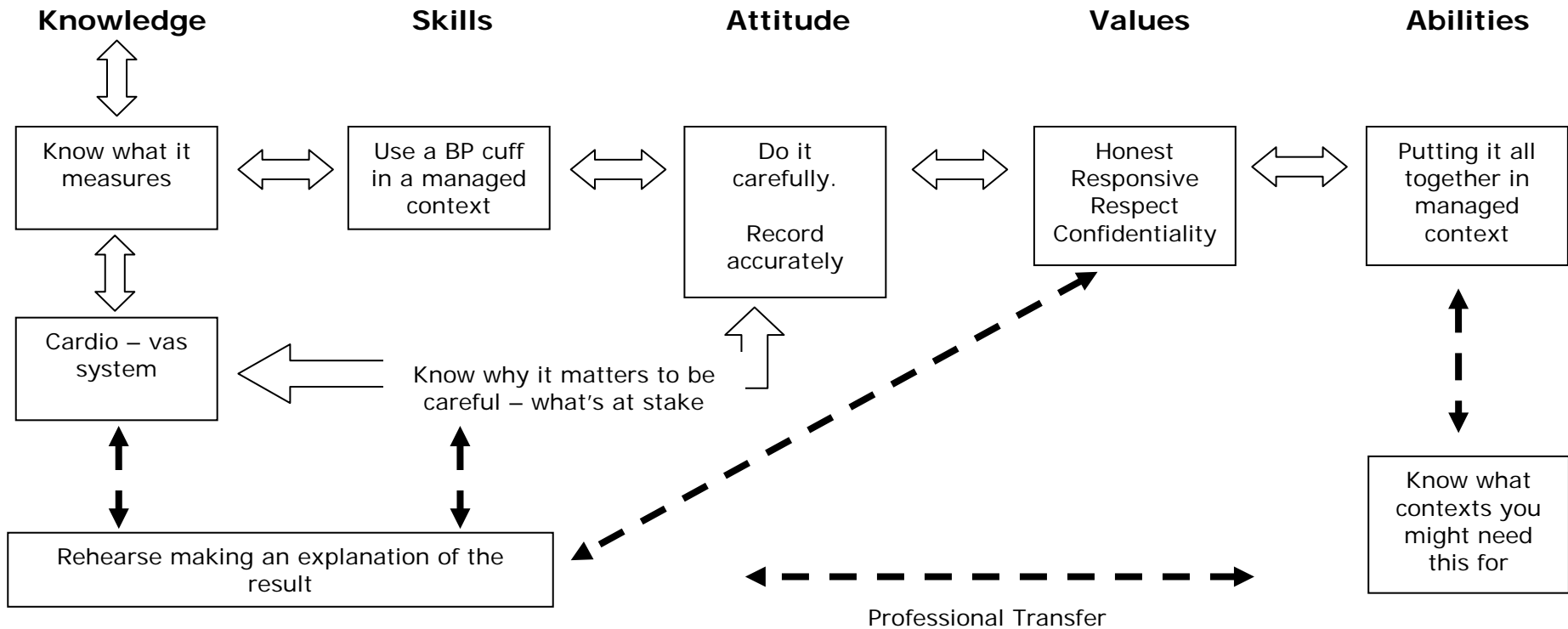
## **7. Appendices**

### **7.1 Year one science competency**

### **7.2 Questionnaire results**

### **7.3 HLSC514 Human Body for Nursing –analysis of module learning outcomes against NCNZ competencies**

## 7.1 Year One Science Competency



**Year One Science Competency Updated** – safely and accurately measure BP in a managed context and make a basic interpretation of the result.

## 7.2 Questionnaire Results



### Module Evaluation 2010

No. 7504 22/11/2010

Module ID: HLSC514.1002

Module: Human Body for Nursing

Research

Item	Mean	Median	Response	No.	%	Cum %
1 The practical test allowed me to apply scientific terms/concepts to nursing competencies.	3.20	3	strongly disagree	5	10.00%	10.00%
			disagree	7	14.00%	24.00%
			uncertain	14	28.00%	52.00%
			agree	21	42.00%	94.00%
			strongly agree	3	6.00%	100.00%
2 The practical test allowed me to demonstrate accuracy in measuring and recording.	2.78	3	strongly disagree	4	8.00%	8.00%
			disagree	18	36.00%	44.00%
			uncertain	16	32.00%	76.00%
			agree	10	20.00%	96.00%
			strongly agree	2	4.00%	100.00%
3 I can explain why physiology is relevant in a nursing assessment of a patient.	3.58	4	strongly disagree	0	0.00%	0.00%
			disagree	7	14.00%	14.00%
			uncertain	14	28.00%	42.00%
			agree	23	46.00%	88.00%
			strongly agree	6	12.00%	100.00%
4 I enjoyed the practical test.	1.67	1	strongly disagree	30	61.22%	61.22%
			disagree	11	22.45%	83.67%
			uncertain	4	8.16%	91.84%
			agree	2	4.08%	95.92%
			strongly agree	2	4.08%	100.00%
5 The practical test reinforced the importance of recording data accurately.	3.18	3	strongly disagree	2	4.00%	4.00%
			disagree	13	26.00%	30.00%
			uncertain	12	24.00%	54.00%
			agree	20	40.00%	94.00%
			strongly agree	3	6.00%	100.00%

<p>6 The practical test required me to cooperate with others.</p> <p>Mean: 2.34</p> <p>Median: 2</p>		<table border="0"> <thead> <tr> <th>No.</th> <th>%</th> <th>Cum %</th> </tr> </thead> <tbody> <tr> <td>14</td> <td>28.00%</td> <td>28.00%</td> </tr> <tr> <td>16</td> <td>32.00%</td> <td>60.00%</td> </tr> <tr> <td>9</td> <td>18.00%</td> <td>78.00%</td> </tr> <tr> <td>11</td> <td>22.00%</td> <td>100.00%</td> </tr> <tr> <td>0</td> <td>0.00%</td> <td>100.00%</td> </tr> </tbody> </table>	No.	%	Cum %	14	28.00%	28.00%	16	32.00%	60.00%	9	18.00%	78.00%	11	22.00%	100.00%	0	0.00%	100.00%
No.	%	Cum %																		
14	28.00%	28.00%																		
16	32.00%	60.00%																		
9	18.00%	78.00%																		
11	22.00%	100.00%																		
0	0.00%	100.00%																		

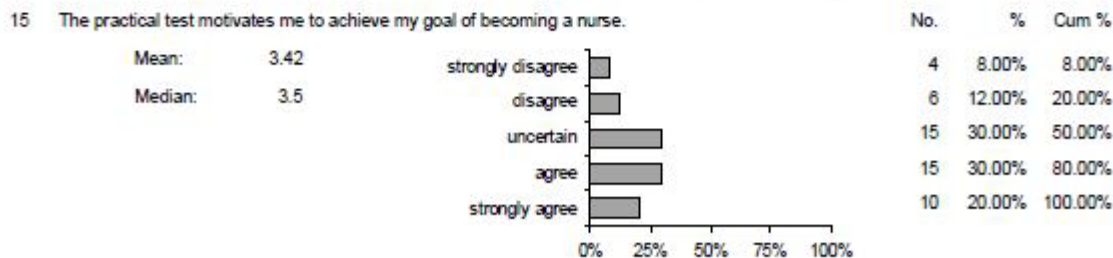
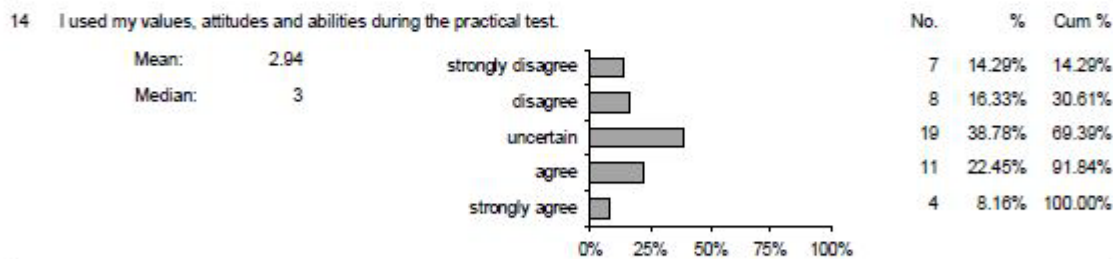
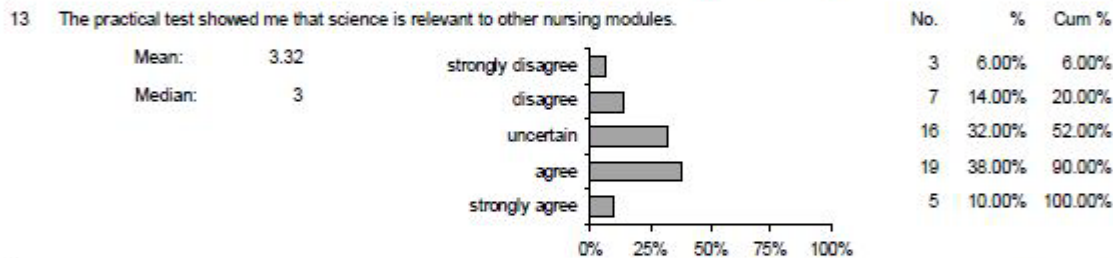
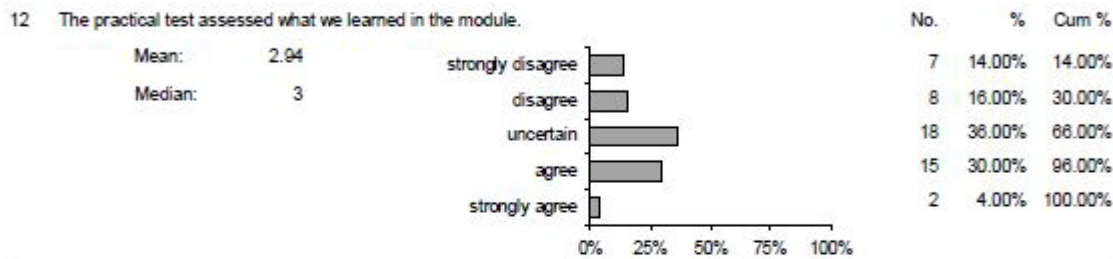
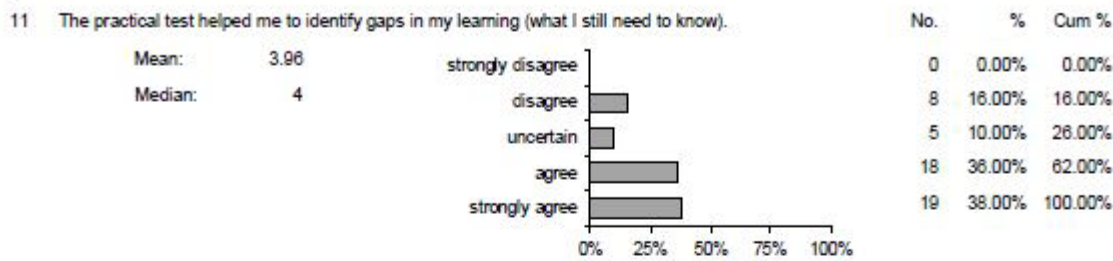
<p>7 I used effective communication skills during the practical test.</p> <p>Mean: 1.77</p> <p>Median: 1</p>		<table border="0"> <thead> <tr> <th>No.</th> <th>%</th> <th>Cum %</th> </tr> </thead> <tbody> <tr> <td>25</td> <td>52.08%</td> <td>52.08%</td> </tr> <tr> <td>12</td> <td>25.00%</td> <td>77.08%</td> </tr> <tr> <td>8</td> <td>16.67%</td> <td>93.75%</td> </tr> <tr> <td>3</td> <td>6.25%</td> <td>100.00%</td> </tr> <tr> <td>0</td> <td>0.00%</td> <td>100.00%</td> </tr> </tbody> </table>	No.	%	Cum %	25	52.08%	52.08%	12	25.00%	77.08%	8	16.67%	93.75%	3	6.25%	100.00%	0	0.00%	100.00%
No.	%	Cum %																		
25	52.08%	52.08%																		
12	25.00%	77.08%																		
8	16.67%	93.75%																		
3	6.25%	100.00%																		
0	0.00%	100.00%																		

<p>8 I can now describe why knowledge of physiology is important for nursing practice.</p> <p>Mean: 3.36</p> <p>Median: 3</p>		<table border="0"> <thead> <tr> <th>No.</th> <th>%</th> <th>Cum %</th> </tr> </thead> <tbody> <tr> <td>2</td> <td>4.00%</td> <td>4.00%</td> </tr> <tr> <td>6</td> <td>12.00%</td> <td>16.00%</td> </tr> <tr> <td>20</td> <td>40.00%</td> <td>56.00%</td> </tr> <tr> <td>16</td> <td>32.00%</td> <td>88.00%</td> </tr> <tr> <td>6</td> <td>12.00%</td> <td>100.00%</td> </tr> </tbody> </table>	No.	%	Cum %	2	4.00%	4.00%	6	12.00%	16.00%	20	40.00%	56.00%	16	32.00%	88.00%	6	12.00%	100.00%
No.	%	Cum %																		
2	4.00%	4.00%																		
6	12.00%	16.00%																		
20	40.00%	56.00%																		
16	32.00%	88.00%																		
6	12.00%	100.00%																		

<p>9 The practical test helped me to develop my nursing competencies for practice.</p> <p>Mean: 3.00</p> <p>Median: 3</p>		<table border="0"> <thead> <tr> <th>No.</th> <th>%</th> <th>Cum %</th> </tr> </thead> <tbody> <tr> <td>6</td> <td>12.00%</td> <td>12.00%</td> </tr> <tr> <td>8</td> <td>16.00%</td> <td>28.00%</td> </tr> <tr> <td>18</td> <td>36.00%</td> <td>64.00%</td> </tr> <tr> <td>16</td> <td>32.00%</td> <td>96.00%</td> </tr> <tr> <td>2</td> <td>4.00%</td> <td>100.00%</td> </tr> </tbody> </table>	No.	%	Cum %	6	12.00%	12.00%	8	16.00%	28.00%	18	36.00%	64.00%	16	32.00%	96.00%	2	4.00%	100.00%
No.	%	Cum %																		
6	12.00%	12.00%																		
8	16.00%	28.00%																		
18	36.00%	64.00%																		
16	32.00%	96.00%																		
2	4.00%	100.00%																		

<p>10 The practical test gave me a greater understanding of nursing competencies for practice.</p> <p>Mean: 3.08</p> <p>Median: 3</p>		<table border="0"> <thead> <tr> <th>No.</th> <th>%</th> <th>Cum %</th> </tr> </thead> <tbody> <tr> <td>5</td> <td>10.00%</td> <td>10.00%</td> </tr> <tr> <td>10</td> <td>20.00%</td> <td>30.00%</td> </tr> <tr> <td>15</td> <td>30.00%</td> <td>60.00%</td> </tr> <tr> <td>16</td> <td>32.00%</td> <td>92.00%</td> </tr> <tr> <td>4</td> <td>8.00%</td> <td>100.00%</td> </tr> </tbody> </table>	No.	%	Cum %	5	10.00%	10.00%	10	20.00%	30.00%	15	30.00%	60.00%	16	32.00%	92.00%	4	8.00%	100.00%
No.	%	Cum %																		
5	10.00%	10.00%																		
10	20.00%	30.00%																		
15	30.00%	60.00%																		
16	32.00%	92.00%																		
4	8.00%	100.00%																		





---

### Module Evaluation

Prepared for: Jane STEWART

Evaluation No: 7504

Module: Human Body for Nursing

Surveyed: 22/11/2010

Students: 50

The following are students' written comments to the open-ended section of the above evaluation.

---

**Question 21: Describe how the practical test gave you the opportunity to demonstrate your ability to link science to nursing.**

- The practical was okay but it never gave (?).
- The questions were quite practical, made you think about the actual situation.
- It didn't give me an opportunity to. The time limit was too small, did not get enough time to think.
- Showing that I understand all (a lot of) scientific concepts that will apply. Notice by sight and can think actively.
- I found that we did not have enough time for us to do the test.
- The practical test gave me only a few insights on linking the science to nursing.
- Asking why nurses need to know about blood and bones.
- The practical put some of the stations into context.
- It didn't.
- No it never because there was not enough time.
- It asked how some stuff related to nursing.
- Wasn't really good, wasn't given enough time.
- Totally disappointed.
- Helped me to learn about body parts.
- Science is nursing. Just that technology is a large part of science.
- As you are expected to know these things for nursing. Put in situations of being in the real world and how it will help you.
- Need more time to complete practical test.
- It asked questions such as "how does this relate to nursing" and "why is this important for nurses to know".
- No chance or opportunity as it is very different with what I have learnt in the lab.
- It gave me the ability to link science to nursing but it was hard running to a time limit.
- Very limited time to think logically. Gave me efficiency to handle various situations under pressure.
- There was less time to think.
- I didn't get time to think about that.
- I wasn't able to fully demonstrate as there was not enough time.
- Time for each questions (station) was fast so I could only work to the ability where I was rushing things.
- There were few nursing related questions including health and safety aspects.
- Not really, the time limit was very disturbing. Be better if it was one on one practicals.

**Question 21: Describe how the practical test gave you the opportunity to demonstrate your ability to link science to nursing.**

- I was able to label body parts. I was able to see it in action.
  - Didn't.
  - Tested on biology which is what nursing is about.
  - Related some questions to nursing and health.
  - I don't think so. Timing is so fast and need more practice in this before the test.
  - Urine test, puts practice into reality.
  - Urine test. I test urine at my job all the time, cause of smell, colour and patient behaviours.
  - Allowed me to answer questions that I could before the timer went off.
  - It didn't. Too rushed to allow for thinking about anything.
  - Use of equipment to help in diagnosis of patients.
  - Safety precautions throughout procedures.
- 

**Question 22: In the practical test, what was your best opportunity to show how science links with nursing?**

- When they bring out equipment and put it in situations where we would be acting as a nurse.
- The practical application.
- This practical was so little time, not fair.
- The PH question.
- How organs are functioned. System.
- At the resting station.
- I find other stations related to my science lab but most of them are all totally different.
- Nursing related questions.
- The need to recall from practice and memory not just choose an answer.
- Reading the full blood test results.
- Answering the nursing related questions to the best of my ability.
- Blood types.
- Questions that referred to nursing practical component. Diagnosis or assessment.
- Respiratory system, patient with bronchitis.
- The questions regarding nursing.
- I enjoyed the skeleton examples and the relationship of bruising in a thigh muscle.
- While at the stations some questions related to nursing.
- Describing.
- Try not to panic as you are blank.
- You can't help someone if you don't know science i.e. blood type.
- The cell part.
- More time.
- The cells part.

---

**Question 22: In the practical test, what was your best opportunity to show how science links with nursing?**

- Understanding functions of different body parts.
  - Relate the learning in real life situations in nursing.
  - Answering the questions in time.
- 

**Question 23: In the practical test, what opportunities were missed for you to show the links between science and nursing?**

- How our labs did not coincide with the practical test.
- Limited time.
- Not enough time allowed to digest information.
- Timer went off too fast so one or two questions for each station.
- Not enough labelling. Too many questions didn't really focus on the link.
- Not enough time allowed to read the questions. Too many questions asked in one station. Not enough space to answer in on the paper.
- Just too fast.
- Before I could read the questions and understand it was over to the next station.
- It's just the time allotted was not enough.
- Time. Understanding of some questions.
- Needed to be more nursing related. Too many questions, not enough time!
- Understanding of questions.
- The questions were very confusing and there was not enough time to write answers.
- Time management was too quick! Understanding the question, be able to take the question information in.
- The time too little. Confusing stations.
- Time. Understanding.
- Lots ran out of time.
- Time to elaborate on news and concentrate constructively on the question at one time according to marks allocated.
- When I ran out of time.
- A lot of opportunities as did not get enough time.
- Uncertain.
- Time limit was too short therefore not being able to describe myself properly.
- Not enough time.
- Lots, not enough time to show my understanding and record my answer.
- They didn't teach us or discuss as to how to use the blood pressure and stethoscope.
- Too stressful with 2.5 minutes per question was rushed, couldn't finish.
- The eye diagram/model function and the car.
- No time was given to answer the questions.
- When learning about cells/microbiology.

**Question 23: In the practical test, what opportunities were missed for you to show the links between science and nursing?**

- Test was too fast. Not enough time to think. Covered things we hadn't done. We were unprepared, a practice would have been helpful. A warning of how fast we had to be.
  - Time! Not enough time to think about and complete questions.
  - There was nowhere near enough time to show what I understood about science in nursing.
  - Not enough time allocated to each station.
  - We didn't have enough time! Two and a half minutes is not long enough.
  - There was not enough time at each station (30 seconds less than last semester). It was difficult to complete the stations.
  - I missed opportunities because I couldn't remember the names of certain parts. I did not always during lab classes take the opportunity to link what we were doing to diseases and symptoms.
  - Time!
  - Lack of time! 2 1/2 minutes is not enough to achieve optimum results or show any links between science and nursing.
  - Tutors never introduce some of the stations and during the lab session.
-

## 7.3 HLSC514 Human Body for Nursing

### Module Learning Outcomes Analysis against NCNZ Competencies for the Registered Nurse Scope of Practice

This table identifies where the Domain 1 Professional Responsibility learning outcomes specified in the graduate profile are demonstrated and assessed in the: **Level 5 Modules**

Domain 1 Professional Responsibility Competencies:	1. Use scientific terms		2. Explain function of cells + structure		3. Explain function of organs + structure		4. Knowledge of basic biochem		5. Demonstrate skills in technical equipment	
	2009	2010	2009	2010	2009	2010	2009	2010	2009	2010
<b>1. Accepts responsibility for practice and conduct</b>										
<i>Indicator: Legislation/codes/policies</i>										
<i>Indicator: Responsibility for actions and scope of practice</i>										
<i>Indicator: Of Law</i>										
<i>Indicator: Policies and procedural guidelines</i>										
<i>Indicator: Professional standards</i>										
<b>2. Apply principles of Treaty of Waitangi to practice</b>										
<b>3. Direction/delegation, monitoring and evaluating care provided by others.</b>										
<b>4. Promotes safe environment</b>										
<i>Indicator: Identifies and reports</i>	√	√	√	√	√	√	√	√	√	√
<i>Indicator: Emergency equipment</i>	√	√	√	√	√	√	√	√	√	√
<i>Indicator: Infection control</i>	√	√	√	√	√	√	√	√	√	√
<i>Indicator: Management risks</i>	√	√	√	√	√	√	√	√	√	√
<b>5. Clients determines culturally safe practice</b>										

This table identifies where the Domain 2 Management of Nursing Care learning outcomes specified in the graduate profile are demonstrated and assessed in the **Level 5 Modules**

Domain 2 Management of Nursing Care Competencies:	1. Use scientific terms		2. Explain structure function of cells		3. Explain structure function of organs		4. Knowledge of basic biochem		5. Demonstrate skills in technical equipment	
	2009	2010	2009	2010	2009	2010	2009	2010	2009	2010
<b>1. Plan nursing care</b>										
<i>Indicator: Care planning</i>	√	√	√	√	√	√	√	√	√	√
<i>Indicator: Environments support recovery</i>										
<i>Indicator: Evidence in planned</i>	√	√	√	√	√	√	√	√	√	√
<i>Indicator: Procedures and skills</i>	√	√	√	√	√	√	√	√	√	√
<i>Indicator: Medications</i>										
<b>2. Nursing assessment</b>										
<i>Indicator: Assessment organised</i>	√	√	√	√	√	√	√	√	√	√
<i>Indicator: Assessment tools</i>	√	√	√	√	√	√	√	√	√	√
<i>Indicator: Research</i>	√	√	√	√	√	√	√	√	√	√
<b>3. Documentation</b>										
<i>Indicator: Accurate and current client records</i>	√	√	√	√	√	√	√	√	√	√
<i>Indicator: Literacy and computer skills</i>	√	√	√	√	√	√	√	√	√	√
<b>4. Client Involvement</b>										
<i>Indicator: Provides appropriate information to clients</i>										
<i>Indicator: Health education</i>	√	√	√	√	√	√	√	√	√	√
<i>Indicator: Appropriate professional judgment</i>	√	√	√	√	√	√	√	√	√	√
<i>Indicator: Ethical issues</i>	√	√	√	√	√	√	√	√	√	√

<i>Indicator: Facilitates the client's access</i>										
<i>Indicator: Seeks clarification</i>	√	√	√	√	√	√	√	√	√	√
<i>Indicator: Takes the client's preferences into consideration</i>										
<b>5. Protection of self and others</b>										
<b>6. Partnership</b>										
<i>Indicator: Identifies criteria for evaluation</i>										
<i>Indicator: Evaluates the effectiveness</i>										
<i>Indicator: Reflects on client feedback</i>										
<b>7. Health Education</b>										
<i>Indicator: Checks client's level of understanding</i>										
<i>Indicator: Uses informal and formal methods of teaching</i>										
<i>Indicator: Health education</i>										
<i>Indicator: Educates client</i>										



This table identifies where the Domain 3 Interpersonal relationships learning outcomes specified in the graduate profile are demonstrated and assessed in the **Level 5 Modules**

Domain 3 Interpersonal relationships Competencies:	1. Use scientific terms		2. Explain structure + function of cells		3. Explain structure + function of organs		4. Knowledge of basic biochem		5. Demonstrate skills in technical equipment	
	2009	2010	2009	2010	2009	2010	2009	2010	2009	2010
<b>1. Establishes, maintains and concludes therapeutic interpersonal relationships with client</b>										
<b>2. Practises nursing in a negotiated partnership with the client where and when possible</b>										
<i>Indicator: Undertakes nursing care</i>										
<i>Indicator: Implements nursing care</i>										
<i>Indicator: Personal resourcefulness</i>										
<i>Indicator: Family/whanau perspectives</i>										
<b>3. Communicates effectively with clients and members of the health care team.</b>										

This table identifies where the Domain 4 Interprofessional health care & quality improvement learning outcomes specified in the graduate profile are demonstrated and assessed in the **Level 5 Modules**

Domain 4 Interprofessional health care & quality improvement Competencies:	1. Use scientific terms		2. Explain structure + function of cells		3. Explain structure + function of organs		4. Knowledge of basic biochem		5. Demonstrate skills in technical equipment	
	2009	2010	2009	2010	2009	2010	2009	2010	2009	2010
<b>1. Collaborates and participates with colleagues and members of the health care team to facilitate and coordinate care</b>										
<i>Indicator: Interprofessional activities</i>										
<i>Indicator: Provides guidance and support</i>										
<i>Indicator: Collaborates with the client</i>										
<i>Indicator: Documents information</i>										
<i>Indicator: Discharge plan</i>										
<i>Indicator: Formal referrals</i>										
<b>2. Recognises and values the roles and skills of all members of the health care team in the delivery of care</b>										
<i>Indicator: Co-ordination of care</i>										
<i>Indicator: Collaborates accurate information</i>										
<i>Indicator: Comprehensive knowledge</i>										
<b>3. Participates in quality improvement activities to monitor and improve standards of nursing</b>										

## 8. Outputs appendices

1. Revised practical assessment will be made available on request. Please e-mail Gudrun.dannenfeldt@wintec.ac.nz
2. Recommendations for future development of the practical assessment tool
  - 8.2.1. Reduce the number of questions or increase the timeframe allowed for completion
  - 8.2.2. Decrease unfamiliarity by giving students ample opportunity to practise similar assessment processes
  - 8.2.3. Improve assessment questions with regards to wording and format. For example match the space allowed for the student response to the mark allocated.
3. A matrix for evaluating the construct validity of the assessment tool
4. Improved lab sheets
5. Evaluation questionnaire
6. Focus group interview schedule

### 8.3 A matrix for evaluating the construct validity of the assessment

#### tool

Evidence of competency assessment in the practical test HLSC514 – comparing 2009 and 2010 (The numbers refer to frequency of occurrence of the competency aspect in each station).

#### 2009

Station number	Topic - station	No. of questions	Knowledge	Skill	Attitude	Value	Ability
1	Microscope, cell, tissues	5	5	3		1	2
2	Cells + tissues	5	5				1
3	Cell transport + mitosis	6	5	3	1	1	2
4	Heart structure	6	6	2	1	1	2
5	Blood vessels	6	6	3	2	1	4
6	Blood groups	6	6	3	3	2	3
7	Respiratory system	5	5	2	2	2	1
8	Respiratory + renal system	5	5	1	1	1	2
9	Renal system	4	4	3	2	2	3
10	Anatomy of brain	5	5	2			3
11	Nervous system + reflexes	6	6	2			1
12	Sensory systems	6	6	1	1	1	2
13	Muscles + joints	6	6	2	1	1	2
14	Bones	6	6				
15	Reproductive system	6	5	1			1
16	Reproductive system	6	4				2
17	Acid-base balance	6	6	1	2	2	4
18	Carbohydrates	4	4	3	2	2	2
19	Proteins + lipids	6	6	2	3	3	

2010

<b>Station number</b>	<b>Topic station -</b>	<b>No. Questions per station</b>	<b>Knowledge</b>	<b>Skill</b>	<b>Attitude</b>	<b>Value</b>	<b>Ability</b>
1	Microscope, cell, tissues	6	6	3	4	4	4
2	Cells + tissues	3	3	3	2	2	2
3	Renal system	6	6	6	5	5	5
4	Urinalysis	2	2	2	2	2	2
5	Heart structure	6	6	4	2	2	4
6	Blood vessels	4	4	4	3	3	4
7	Blood analysis	5	5	4	4	4	4
8	Blood groups	4	4	4	2	2	4
9	Respiratory system	5	5	3	2	2	4
10	Respiratory system	5	5	5	3	3	5
11	Biochemistry - carbohydrates	4	4	3	1	1	4
12	Biochemistry - acid-base balance	2	2	2	2	2	2
13	Reproductive system	3	3	3			3
14	Bones	6	6	3	2	2	6

## 8.4 Improved lab sheets

### LABORATORY 3 - BLOOD 2010 – HLSC514

©WINTEC

#### LEARNING OUTCOMES

On completion of this practical session, you should be able to...

- accurately read a haematocrit/packed cell volume
- correctly classify a blood sample according to the ABO blood grouping system
- graph normative blood type data
- appreciate the reasons for performing blood grouping tests before transfusions

**Outline:** This session has four parts:

1. Haematocrit /packed cell volume
2. ABO blood grouping
3. Graphing
4. Review questions
5. Case study

**Important – Please read the following SPECIFIC PROCEDURES for this laboratory:**

- 1 If you have recently had a blood borne communicable disease, please do **not** take blood from yourself.
- 2 Cover any cuts or scratches on your hands with a sticking plaster.
- 3 Perform your practical work only where the work benches have been covered with white paper.
- 4 Wear gloves in any situation where there is potential for you to encounter another person's blood. Dispose of contaminated gloves in the **Bio Hazard Bag**, NOT the rubbish bin.
- 5 Sterilise your finger with an alcohol wipe before taking blood. Allow the finger to dry.
- 6 Use a new sterile lancet for each finger-stab blood sample.
- 7 Place used cotton wool swabs, gloves, blood-stained tissues and all other **non-sharp** materials that may have come into contact with blood (but not the large white sheets of paper) into the **Bio Hazard Bag** provided.
- 8 Place used lancets and used haematocrit tubes in the **Sharps** container.
- 9 **Do not discard** the injection apparatus used with the lancets – they are re-used.
- 10 Report any spills immediately. These should then be cleaned up, using paper towels and Mucocit-A. The paper towels should then be placed in the **Bio Hazard Bag**.

➤ **Before beginning, wash your hands thoroughly.**

Note: You will use an auto-lancet to make a finger prick. From this finger prick, you will draw off two blood samples:

- One sample will be drawn into a haematocrit tube for use in Part One.
- The other sample will be placed as two drops into a tube containing physiological saline for use in Part Two.

## **PART ONE HAEMATOCRIT/PACKED CELL VOLUME**

The haematocrit is defined as the percentage of blood occupied by red blood cells. In order to determine the haematocrit, capillary tubes are partly filled with blood and one end is sealed with plasticine. The tubes are then centrifuged, which separates out the red blood cells (red layer), white cells (buffer layer) and plasma (clear straw coloured layer). The haematocrit value can then be read using a 'Micro-haematocrit tube reader'.

The haematocrit tube needs to be at least two-thirds full of blood, to get a reading.

Ask for assistance when reading the haematocrit. If the tubes are not read immediately, place them in a vertical position so that the sharp boundaries between the layers are maintained.

Normal values:

Men	40-54% (average 46%)
Women	38-47% (average 41%)

**Scale drawing of my  
blood after**

Your own haematocrit value .....

**Enter your value on the board.**

Range of values for the class

a Female .....

b Male .....

Mean value for the class

a Female .....

b Male .....

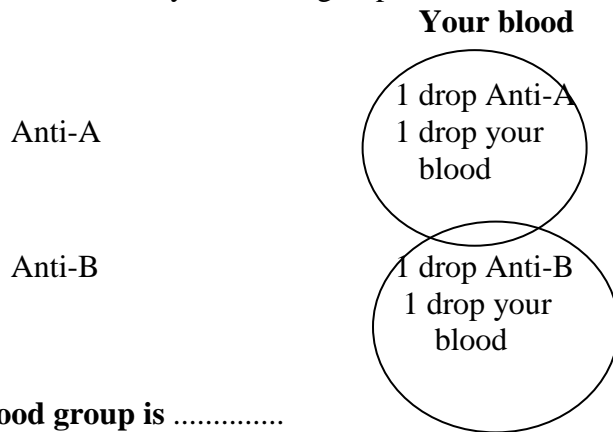
In the space on the right, draw a scale diagram (1 cm = 10%) of your blood after centrifuging. Label the three layers, and write the percentage value of each layer.

**PART TWO                    ABO BLOOD GROUPING**

1    On a clearly labelled porcelain tile, mix a drop of your blood preparation with a drop of Anti-A serum and another drop of your blood preparation with a drop of Anti-B serum. Mix by gently rocking the tile from side to side and record the results after 5 minutes.

Note: Agglutination can be observed with the naked eye but could be confused with sedimentation of the red cells as they settle towards the bottom of the well in the tile. If unsure, check the presence of agglutination by stirring the solution in the well with a toothpick. If clumps of material remain then agglutination has occurred. Note: Refer to textbook for illustration of agglutination.

2    Shade in the circle(s) (below) to indicate where agglutination has occurred. From this, deduce your blood group.

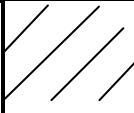



**My blood group is .....**

- **Write your ABO result on the whiteboard in the appropriate column.**



- 3 By reference to blood sample results in class, summarise in the table below the reaction of each blood group with the Anti-A and Anti-B antibody solutions.

	<b>Anti-A</b>	<b>Anti-B</b>
Type A		
Type B		
Type AB		
Type O		
<b>Key:</b>	 	
<b>Agglutination</b>		
<b>No agglutination</b>		

### Results

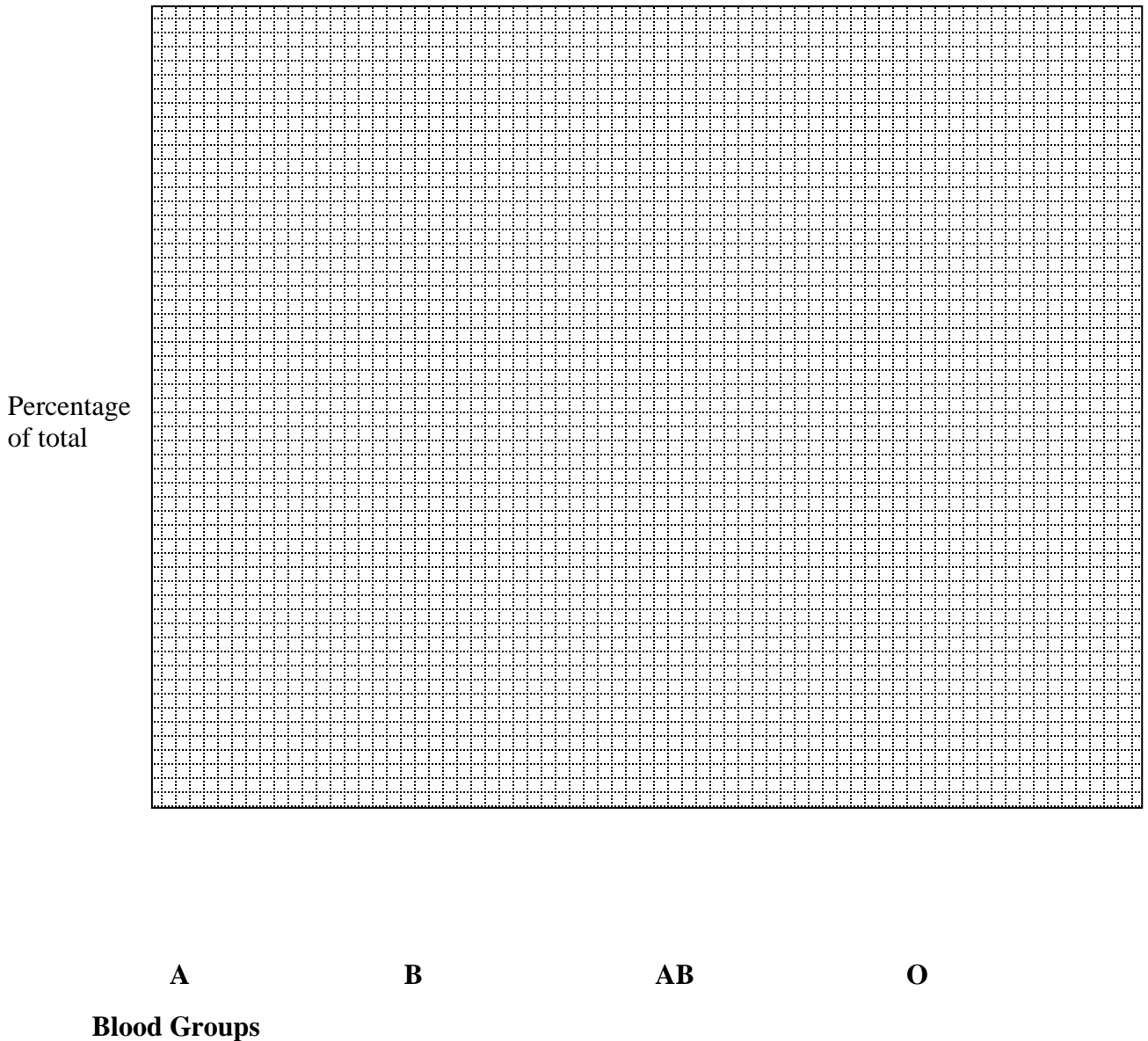
Enter the class results in the following table.

	<b>A</b>	<b>B</b>	<b>AB</b>	<b>O</b>
<b>Class results (number)</b>				
<b>Class results (%)</b>				
<b>New Zealand population (%)</b>	40	9	2	49

**PART THREE**

**GRAPHING**

Using the data obtained in lab, plot a column (bar) graph of the percentage results of the ABO blood grouping for your class. On the same graph, using the same scale, plot the percentage data for the New Zealand population. Remember to give your graph a title and to include a key, indicating which set of bars represents data for your class and which set represents New Zealand data.



**PART FOUR            REVIEW QUESTIONS**

1     When blood has been classified as ‘Type O’, it means there are no A or B antigens on the red blood cell membranes. Explain why blood 'Type O' is called the universal donor.

.....  
.....

2     Blood is commonly typed according to antigens in the ABO typing system. A second form of blood typing can also be done using the Rhesus factor. Briefly explain what is meant by Rhesus positive and Rhesus negative blood.

.....  
.....  
.....

3     Explain how you would read the haematocrit using the procedure practiced in the lab class.

.....  
.....

4     Describe the difference between serum and plasma.

.....  
.....

**PART FIVE                      CASE STUDY**

**Case study:** Charles is brought into the emergency room after a car accident. He is bleeding profusely from a laceration on his left thigh. The nurse takes a blood specimen for cross-matching (compatibility testing) in case there is a need for Charles to have a blood transfusion in the future. The results from the blood test come back: Charles is AB positive.

**Questions:**

1. What type of blood can Charles receive if he needs a transfusion?
2. What antigens and antibodies are present in Charles' blood?
3. According to the rhesus typing, does Charles have rhesus antibodies?
4. Complete the table utilizing the laboratory print out **dated 23/03/04** below.
  - a. What are the abbreviations?
  - b. What are the reference values?
  - c. Indicate whether Charles' results are normal or not.
  - d. What do the results mean?

	<b>Abbreviation</b>	<b>Reference value</b>	<b>Charles result</b>	<b>Meaning</b>
<b>Haemoglobin</b>				
<b>Red cell count</b>				
<b>Haematocrit</b>				

## Blood test results: Charles

### Waikato DHB

#### Lab results - Full blood count (FBC) or complete blood count (CBC)

<u>No of Specimens:</u>			08:10:00		16:45:00		13:35:00
			15/06/01		19/03/04		23/03/04
Test	Ref-range	Units					
Hb	115-165	g/L	111	L	143		125
RBC	3.80-5.80	x10 <sup>12</sup> /L	3.89		5.07		4.34
Hct	0.35-0.47		0.33	L	0.44		0.38
MCV	78-96	fl	85		87		88
MCH	27-32	pg	29		28		29
RDW	11.5-14.5	%	13.8		14.1		14.0
ESR	2-10	mm/Hr			15	H*	
Platelets	150-400	x10 <sup>9</sup> /L	314		339		380
Total WBC	4.0-11.0	x10 <sup>9</sup> /L	16.9	H	19.9	H*	11.0
Neutrophils	2.00-7.50	x10 <sup>9</sup> /L	12.68	H	16.60	H*	7.40
Lymphocytes	1.50-4.00	x10 <sup>9</sup> /L	2.70		1.63		2.50
Monocytes	0.20-1.00	x10 <sup>9</sup> /L	1.24	H	1.53	H*	0.60
Eosinophils	0.00-0.40	x10 <sup>9</sup> /L	0.23		0.06		0.50 H*
Basophils	0.00-0.20	x10 <sup>9</sup> /L	0.05		0.08		

**Post-lab questions – BLOOD 514**

**ID : .....**

Hi – to help you learn and review the lecture and lab on blood, please answer the following questions . This is not a test. Thanks for your co-operation.  
This sheet will be returned to at the next lab for you to keep in your learning portfolio.

**Question 1**

One of the key points of the lab was to demonstrate antigen-antibody reactions in blood. Explain why this would be important for a nurse to understand.

.....  
.....  
.....

**Question 2**

Choose the correct answer in this multiple choice question.  
Which of the following statements about the haematocrit (packed cell volume) is CORRECT ?

- A The haematocrit measures the number of red blood cells.
- B The haematocrit is an indication of the relationship of red blood cells to plasma.
- C Increases in white cell count can easily be seen on the haematocrit.
- D Haemolysis of red blood cells does not alter the haematocrit.

Explain why you chose the particular answer.

.....  
.....

**Question 3**

Choose the correct answer in this multiple choice question.  
When blood has been classified Rh negative, this refers to the

- A presence of Rhesus antibodies
- B presence of Rhesus antigens
- C absence of red cell antibodies
- D absence of Rhesus antigens

What confidence do you have that the answer you chose is correct?  
Very confident, slightly confident, not confident.

4. What questions do you still have about blood?

.....

## 8.5 Evaluation questionnaire



# SETMAP

Student Evaluation of Teaching,  
Modules and Programmes

### Module Evaluation

OPT20

Module ID: HLSC514.1002

No: 7504

Module: Human Body for Nursing

Research

The Waikato Institute of Technology is committed to providing quality vocational and skills-based education. To help us in meeting this objective, we would be really grateful for your full and frank completion of the following statements.

The programme/course coordinator will receive a report following this evaluation. The report will contain an analysis of the item responses, and the written comments will be retyped to ensure confidentiality. Response forms will be held by the Quality and Academic Unit until they are destroyed, and are not returned to the staff member.

**Directions:**

Please use a BLACK or BLUE pen (NOT highlighter, coloured pens or pencil) to fill in one square for each item as shown here ...

					Strongly Agree
					Agree
					Uncertain
					Disagree
					Strongly Disagree

**Questions**

1	The practical test allowed me to apply scientific terms/concepts to nursing competencies.	<input type="checkbox"/>	<input type="checkbox"/>	<input type="checkbox"/>	<input type="checkbox"/>	<input type="checkbox"/>
2	The practical test allowed me to demonstrate accuracy in measuring and recording.	<input type="checkbox"/>	<input type="checkbox"/>	<input type="checkbox"/>	<input type="checkbox"/>	<input type="checkbox"/>
3	I can explain why physiology is relevant in a nursing assessment of a patient.	<input type="checkbox"/>	<input type="checkbox"/>	<input type="checkbox"/>	<input type="checkbox"/>	<input type="checkbox"/>
4	I enjoyed the practical test.	<input type="checkbox"/>	<input type="checkbox"/>	<input type="checkbox"/>	<input type="checkbox"/>	<input type="checkbox"/>
5	The practical test reinforced the importance of recording data accurately.	<input type="checkbox"/>	<input type="checkbox"/>	<input type="checkbox"/>	<input type="checkbox"/>	<input type="checkbox"/>
6	The practical test required me to cooperate with others.	<input type="checkbox"/>	<input type="checkbox"/>	<input type="checkbox"/>	<input type="checkbox"/>	<input type="checkbox"/>
7	I used effective communication skills during the practical test.	<input type="checkbox"/>	<input type="checkbox"/>	<input type="checkbox"/>	<input type="checkbox"/>	<input type="checkbox"/>
8	I can now describe why knowledge of physiology is important for nursing practice.	<input type="checkbox"/>	<input type="checkbox"/>	<input type="checkbox"/>	<input type="checkbox"/>	<input type="checkbox"/>
9	The practical test helped me to develop my nursing competencies for practice.	<input type="checkbox"/>	<input type="checkbox"/>	<input type="checkbox"/>	<input type="checkbox"/>	<input type="checkbox"/>
10	The practical test gave me a greater understanding of nursing competencies for practice.	<input type="checkbox"/>	<input type="checkbox"/>	<input type="checkbox"/>	<input type="checkbox"/>	<input type="checkbox"/>
11	The practical test helped me to identify gaps in my learning (what I still need to know).	<input type="checkbox"/>	<input type="checkbox"/>	<input type="checkbox"/>	<input type="checkbox"/>	<input type="checkbox"/>
12	The practical test assessed what we learned in the module.	<input type="checkbox"/>	<input type="checkbox"/>	<input type="checkbox"/>	<input type="checkbox"/>	<input type="checkbox"/>
13	The practical test showed me that science is relevant to other nursing modules.	<input type="checkbox"/>	<input type="checkbox"/>	<input type="checkbox"/>	<input type="checkbox"/>	<input type="checkbox"/>
14	I used my values, attitudes and abilities during the practical test.	<input type="checkbox"/>	<input type="checkbox"/>	<input type="checkbox"/>	<input type="checkbox"/>	<input type="checkbox"/>
15	The practical test motivates me to achieve my goal of becoming a nurse.	<input type="checkbox"/>	<input type="checkbox"/>	<input type="checkbox"/>	<input type="checkbox"/>	<input type="checkbox"/>

Please turn the page over and complete the section on the back

**Module Evaluation**

OPT20

Module ID: HLSC514.1002

No: 7504

Module: Human Body for Nursing

Research

*Please do not make any marks in the space below.*

*Please use the space below for written comments*

Describe how the practical test gave you the opportunity to demonstrate your ability to link science to nursing.

In the practical test, what was your best opportunity to show how science links with nursing?

In the practical test, what opportunities were missed for you to show the links between science and nursing?



## **Reliability of the questionnaire**

The questionnaire with 15 scaled items and three open items was developed in order to collect data about the students' understanding of the blood lab assessment tool and their response to the assessment tool.

The questionnaire was piloted and then analysed using Cronbach Alpha Coefficient tests to check the internal consistency reliability. The pilot questionnaire's Cronbach Alpha score was 0.72. In addition to the statistical analysis, a qualitative analysis of the students' responses was undertaken, which highlighted problems with the wording in the questionnaire. The questionnaire was subsequently updated. The final questionnaire's Cronbach Alpha score was 0.81. This shows good reliability.

## 8.6 Focus group interview schedule

1. The practical test was designed to give you opportunities to show how science links with nursing. How well did we do? Please explain, giving examples.
2. “It is easier to learn from dissecting a real heart in a lab class than from using models. Give one reason why you either agree or disagree with that statement (1 mark)”.  
This was a question in today’s practical test. What do you think was the purpose of this question?
3. Do you think the practical test was a fair assessment? If not, why not?
4. What links do you see between the practical test and nursing competencies?
5. What was your best opportunity in the practical test to show how science links with nursing?
6. What other questions could be asked to show how science links with nursing?
7. Is there anything else you would like to discuss in relation to the practical test?

## 9. References

- Andersen, P.R. (2008). *Determining competency for entry to nursing practice: A grounded theory study*. Ph.D. thesis. Wellington: Victoria University of Wellington.
- Boud, D. (2007). Reframing assessment as if learning were important. In D. Boud & N. Falchikov (Eds.), *Rethinking assessment in higher education: Learning for the longer term*. London & New York: Routledge.
- Brosnan, M., Evans, W., Brosnan, E., & Brown, G. (2006). Implementing objective structured clinical skills evaluation (OSCE) in nurse registration programmes in a centre in Ireland: A utilisation focused evaluation. *Nurse Education Today*, 26: 115-122.
- Clarke, J., Tielemans, W., Hoong, I. (2009). Do weekly online revision assessments enhance first year student pass rates? In L. Meyer, S. Davidson, H. Anderson, R. Fletcher, P.M. Johnston, & M. Rees (Eds.), *Tertiary Assessment and Higher Education Student Outcomes: Policy, Practice, and Research* (pp. 117-128). Wellington, New Zealand: Ako Aotearoa.
- Cohen, L., Manion, L., & Morrison, K. (2007). *Research methods in education*. London and New York: Routledge.
- Cowan, D.T., Norman, I., & Coopamah, V.P. (2005a). Competence in nursing practice: A controversial concept – A focused review of literature. *Nurse Education Today* 25, 355-362.
- Cowan, D.T., Norman, I., & Coopamah, V.P. (2005b). A project to establish a skills competency matrix for EU nurses. *British Journal of Nursing*, 14(11): 613-617.
- Dannenfeldt, G., Stewart, J., McHaffie, J., Gibson-vanMarrewijk, K., Stewart, K., & Hipkins, R. (2009). Addressing obstacles to success: Implementing change in science delivery. *Focus on Health Professional Education: A Multi-disciplinary Journal*, 11(1), 41-48.
- Davidson, S. et al.. (2009). An investigation of assessment policy and practice in New Zealand higher education institutions. In L. Meyer, S. Davidson, H. Anderson, R. Fletcher, P.M. Johnston, & M. Rees (Eds.), *Tertiary Assessment and Higher*

- Education Student Outcomes: Policy, Practice, and Research* (pp. 65-76). Wellington, New Zealand: Ako Aotearoa.
- Fordham, A. J. (2005). Using a competency based approach in nurse education. *Nursing Standard*, 19(31): 41-48.
- Gibson-vanMarrewijk, K., & Stewart, J.. (2005). Report for the Scoping Project for Addressing Obstacles to Success: Completion and Retention Issues for Maori students in Science Modules in Applied Health Programmes. Hamilton: Waikato Institute of Technology.
- Gibson-vanMarrewijk K., Hipkins R., Stewart J., Dannenfeldt G., Stewart K., McHaffie, J., (2008) *Addressing obstacle to success: Improving student completion, retention, and achievement in science modules in applied-health programmes*. Teaching and Learning Research Initiative, New Zealand Council for Educational Research. Retrieved February 11, 2011, from [http://www.tlri.org.nz/assets/A\\_Project-PDFs/9236\\_finalreport.pdf](http://www.tlri.org.nz/assets/A_Project-PDFs/9236_finalreport.pdf)
- Gliem, J., & Gliem, R. (2003). Calculating, interpreting, and reporting Cronbach's Alpha Reliability Coefficient for Likert-type scales. *Proceedings of the 2003 Midwest Research to Practice Conference in Adult, Continuing and Community Education*, 82-88.
- Hattie, J. (2009). The black box of tertiary assessment: An impending revolution. In L. Meyer, S. Davidson, H. Anderson, R. Fletcher, P.M. Johnston, & M. Rees (Eds.), *Tertiary Assessment and Higher Education Student Outcomes: Policy, Practice, and Research* (pp. 259-275). Wellington, New Zealand: Ako Aotearoa.
- Hipkins, R. (2008). *Improving students' engagement with science modules in applied health programmes: A review of relevant literature*. Teaching and Learning Research Initiative, New Zealand Council for Educational Research. Retrieved February 10, 2011, from [http://www.tlri.org.nz/assets/A\\_Project-PDFs/literature\\_review\\_student\\_engagement.pdf](http://www.tlri.org.nz/assets/A_Project-PDFs/literature_review_student_engagement.pdf)
- Lauder W., Holland, K., Roxburgh, M., Topping, K., Watson, R., Johnson, M., Porter, M., & Behr, A. (2008). Measuring competence, self reported competence and self efficiency in pre-registration students. *Nursing Standard*, 22 (20): 35-43.

- McClellan, E. (2007). What is a competent “competence standard”? Tensions between the construct and assessment as a tool for learning. *Quality Assurance in Education*, 15(4), 437 – 448.
- Major, D. (2005). OSCEs – seven years on the band wagon: The progress of an objective structured clinical evaluation programme. *Nurse Education Today*, 25, 442-445.
- Mitchell, M., Henderson, A., Groves, M., Dalton, M., & Nulty, D. (2009). The objective structured clinical examination (OSCE): Optimising its value in the undergraduate nursing curriculum. *Nurse Education Today*, 29: 398-404.
- Morris, G. (2009). Pedagogy v efficiency: The challenges of facing large classes. In L. Meyer, S. Davidson, H. Anderson, R. Fletcher, P.M. Johnston, & M. Rees (Eds.), *Tertiary Assessment and Higher Education Student Outcomes: Policy, Practice, and Research* (pp. 97-106). Wellington, New Zealand: Ako Aotearoa.
- Nursing Council of New Zealand (2007). *Competencies for Registered Nurses*. Wellington: Author.
- Pincombe, J., McKellar, L., Grech, C., Fedoruk, M., Grinter, E., & Beresford, G. (2007). Midwifery education in Australia: Requirements for assessment. *British Journal of Midwifery* 15(2): 98-105.
- Race, P. & Pickford, R. (2007). Making teaching work: ‘Teaching smarter’ in post-compulsory education. London: Sage.
- Owen, J.M. (1993). *Program Evaluation: Forms and approaches*. St. Leonards, NSW: Allen & Unwin.
- Robson, C. (2002). *Real world research: A resource for social scientists and practitioner-researchers* (2<sup>nd</sup> ed.). Oxford: Blackwell.
- Rychen, D.S. (2004). An overarching conceptual framework for assessing key competencies in an international context: Lessons from an interdisciplinary and policy-oriented approach. In P. Descy & M. Tessaring (Eds.), *The foundations of evaluation and impact research*. Third report on vocational training research in Europe: Background report (pp. 313-328). Luxembourg: Office for Official Publications of the European Communities.
- Stewart, J., Fester, V., Dannenfeldt, G., Stewart, K., & Mc Haffie, J. (2010). Linking assessment to learning for authentic practice: Rethinking assessment for the

- science modules in a 1<sup>st</sup> year nursing programme. *Proceedings of the 2009 17<sup>th</sup> International Symposium, Improving Student Learning*, 47-60.
- Stewart, J., Musgrave, J., & Matheson, R. (2009). Authentic assessment strategies from three New Zealand tertiary organisations: A rich resource. In L. Meyer, S. Davidson, H. Anderson, R. Fletcher, P.M. Johnston, & M. Rees (Eds.), *Tertiary assessment and higher education student outcomes: Policy, practice and research*. Wellington, New Zealand: Ako Aotearoa, pp. 33-41.
- Taylor, M.C., Ayala, G.E., & Pinsent-Johnson, C. (2009). Understanding learning transfer in employment preparation programmes for adults with low skills. *Journal of Vocational Education & Training*, 61(1), 1-13.
- Waikato Institute of Technology (2009). *Bachelor of Nursing curriculum*. Hamilton: Author.
- Yorke, M. (2008). *Grading student achievement in higher education: Signals and shortcomings*. London and New York: Routledge.