

REFERENCE COPY

Do Not Remove from the Library
U. S. Fish and Wildlife Service
National Wetlands Research Center


Biological Report 82(11.111)
August 1989

700 Cajun Dome Boulevard
Lafayette, Louisiana 70506

TR EL-82-4

Species Profiles: Life Histories and Environmental Requirements of Coastal Fishes and Invertebrates (South Atlantic)

ALEWIFE AND BLUEBACK HERRING



Fish and Wildlife Service
U.S. Department of the Interior

Coastal Ecology Group
Waterways Experiment Station
U.S. Army Corps of Engineers

Biological Report 82(11.111)
TR EL-82-4
August 1989

Species Profiles: Life Histories and Environmental Requirements
of Coastal Fishes and Invertebrates (South Atlantic)

ALEWIFE AND BLUEBACK HERRING

by

Earl L. Bozeman, Jr.
and
Michael J. Van Den Avyle
Georgia Cooperative Fish and Wildlife Research Unit
School of Forest Resources
University of Georgia
Athens, GA 30602

Project Officer
David Moran
U.S. Fish and Wildlife Service
National Wetlands Research Center
1010 Gause Boulevard
Slidell, LA 70458

Performed by
U.S. Army Corps of Engineers
Coastal Ecology Group
Waterways Experiment Station
Vicksburg, MS 39180

and

U.S. Department of the Interior
Fish and Wildlife Service
Research and Development
National Wetlands Research Center
Washington, DC 20240

This series may be referenced as follows:

U.S. Fish and Wildlife Service. 1983-19___. Species profiles: life histories and environmental requirements of coastal fishes and invertebrates. U.S. Fish Wildl. Serv. Biol. Rep. 82(11). U.S. Army Corps of Engineers, TR EL-82-4.

This profile may be cited as follows:

Bozeman, E.L., Jr., and M.J. Van Den Avyle. 1989. Species profiles: life histories and environmental requirements of coastal fishes and invertebrates (South Atlantic)--alewife and blueback herring. U.S. Fish Wildl. Serv. Biol. Rep. 82(11.111). U.S. Army Corps of Engineers, TR EL-82-4. 17 pp.

PREFACE

This species profile is one of a series on coastal aquatic organisms, principally fish, of sport, commercial, or ecological importance. The profiles are designed to provide coastal managers, engineers, and biologists with a brief comprehensive sketch of the biological characteristics and environmental requirements of the species and to describe how populations of the species may be expected to react to environmental changes caused by coastal development. Each profile has sections on taxonomy, life history, ecological role, environmental requirements, and economic importance, if applicable. A three-ring binder is used for this series so that new profiles can be added as they are prepared. This project is jointly planned and financed by the U.S. Army Corps of Engineers and the U.S. Fish and Wildlife Service.

Suggestions or questions regarding this report should be directed to one of the following addresses.

Information Transfer Specialist
National Wetlands Research Center
U.S. Fish and Wildlife Service
NASA-Slidell Computer Complex
1010 Gause Boulevard
Slidell, LA 70458

or

U.S. Army Engineer Waterways Experiment Station
Attention: WESER-C
Post Office Box 631
Vicksburg, MS 39180

CONVERSION TABLE

Metric to U.S. Customary

<u>Multiply</u>	<u>By</u>	<u>To Obtain</u>
millimeters (mm)	0.03937	inches
centimeters (cm)	0.3937	inches
meters (m)	3.281	feet
meters (m)	0.5468	fathoms
kilometers (km)	0.6214	statute miles
kilometers (km)	0.5396	nautical miles
square meters (m ²)	10.76	square feet
square kilometers (km ²)	0.3861	square miles
hectares (ha)	2.471	acres
liters (l)	0.2642	gallons
cubic meters (m ³)	35.31	cubic feet
cubic meters (m ³)	0.0008110	acre-feet
milligrams (mg)	0.00003527	ounces
grams (g)	0.03527	ounces
kilograms (kg)	2.205	pounds
metric tons (t)	2205.0	pounds
metric tons (t)	1.102	short tons
kilocalories (kcal)	3.968	British thermal units
Celsius degrees (°C)	1.8(°C) + 32	Fahrenheit degrees

U.S. Customary to Metric

inches	25.40	millimeters
inches	2.54	centimeters
feet (ft)	0.3048	meters
fathoms	1.829	meters
statute miles (mi)	1.609	kilometers
nautical miles (nmi)	1.852	kilometers
square feet (ft ²)	0.0929	square meters
square miles (mi ²)	2.590	square kilometers
acres	0.4047	hectares
gallons (gal)	3.785	liters
cubic feet (ft ³)	0.02831	cubic meters
acre-feet	1233.0	cubic meters
ounces (oz)	28350.0	milligrams
ounces (oz)	28.35	grams
pounds (lb)	0.4536	kilograms
pounds (lb)	0.00045	metric tons
short tons (ton)	0.9072	metric tons
British thermal units (Btu)	0.2520	kilocalories
Fahrenheit degrees (°F)	0.5556 (°F - 32)	Celsius degrees

CONTENTS

	<u>PAGE</u>
PREFACE.....	iii
CONVERSION TABLE.....	iv
ACKNOWLEDGMENTS.....	vi
PROFILE SCOPE.....	1
NOMENCLATURE, TAXONOMY, AND RANGE.....	2
MORPHOLOGY AND IDENTIFICATION AIDS.....	2
Atewife.....	2
Blueback Herring.....	2
Aids For Species Separation.....	2
REASON FOR INCLUSION IN SERIES.....	4
LIFE HISTORY.....	4
Spawning.....	4
Eggs.....	5
Larvae.....	5
Juveniles.....	5
Adults.....	6
GROWTH CHARACTERISTICS.....	6
Growth Rates.....	6
THE FISHERY.....	6
ECOLOGICAL ROLE.....	8
Food.....	8
Competitors.....	8
Predators.....	9
ENVIRONMENTAL REQUIREMENTS.....	9
Temperature.....	9
Salinity.....	10
Dissolved Oxygen.....	10
Substrate and System Features.....	10
Environmental Contaminants.....	10
LITERATURE CITED.....	13

ACKNOWLEDGMENTS

We thank Richard Christie of the Dennis Wildlife Research Center, Bonneau, South Carolina, and Sara Winslow of the North Carolina Division of Marine Fisheries, Elizabeth City, for their reviews of this manuscript. We also appreciate Sue Anthony for typing and preliminary editing.

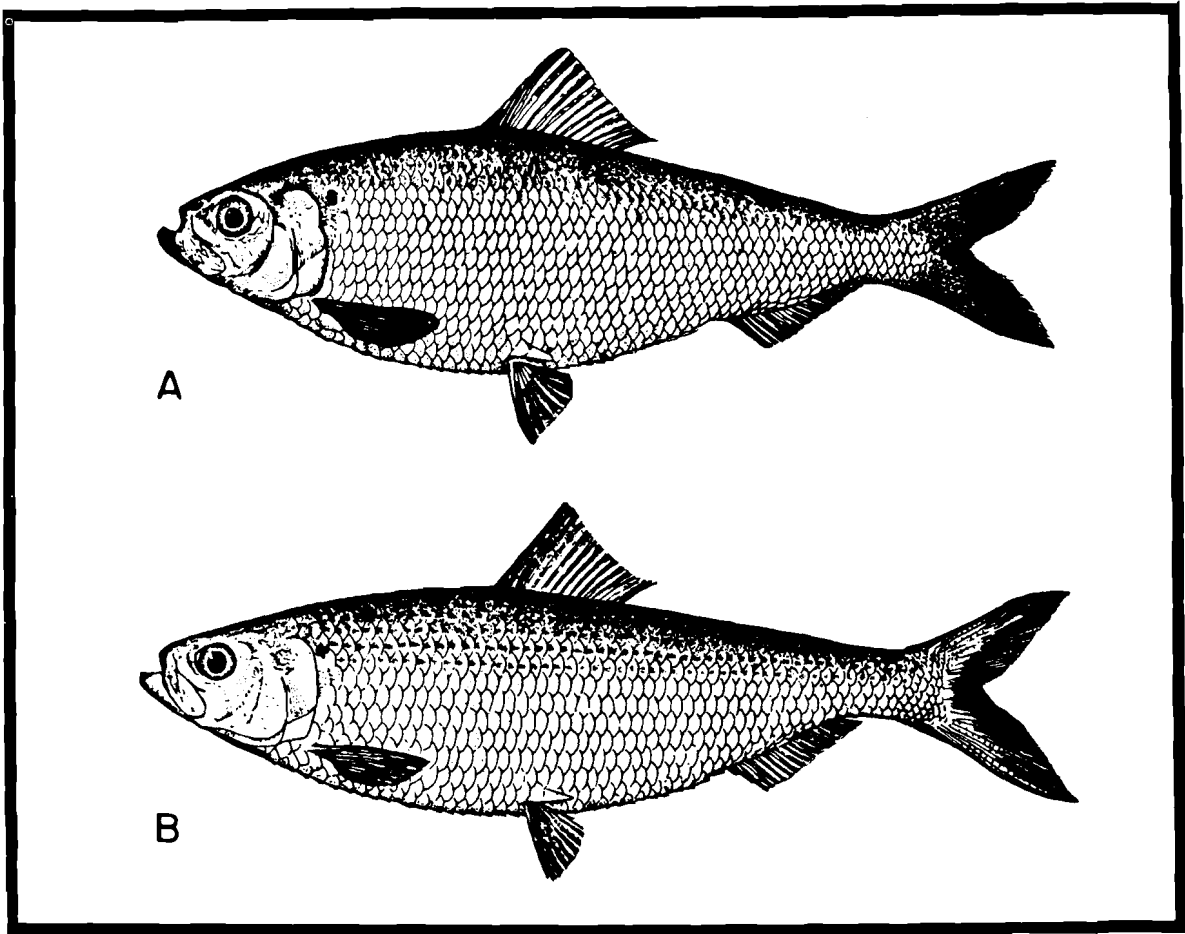


Figure 1. A. alewife; B. blueback herring.

ALEWIFE AND BLUEBACK HERRING

PROFILE SCOPE

This profile addresses life histories and environmental requirements of both alewife and blueback herring (Figure 1) because the morphology, ecological role, and environmental requirements of the two species are similar. The fish are marketed together as "river herring" or "alewife," and are often combined in commercial fishing statistics. The blueback herring is plentiful through-

out most of the South Atlantic Region (Cape Hatteras, North Carolina, to Cape Canaveral, Florida) and is emphasized here. The alewife is more limited in distribution in the South Atlantic Region, occurring only in waters of North Carolina and northern South Carolina. Most of the information available on alewife life history is from studies in the Middle and North Atlantic Regions or from studies of landlocked populations in the Great Lakes. Inasmuch as applic-

ability of some of these data, particularly those describing environmental requirements, to southeastern populations of the alewife is unknown, this information should be applied with caution.

NOMENCLATURE, TAXONOMY, AND RANGE

Scientific names.....Alosa pseudoharengus (Wilson) and A. aestivalis (Mitchill)
Preferred common names.....Alewife and blueback herring (Figure 1).
Other common names (both species).... river herring, glut herring, saw-belly, goggle-eye, blackbelly, summer herring, kyak, branch herring, greyback, oldwife, gaspereau.
Class.....Osteichthyes.
Order.....Clupeiformes.
Family.....Clupeidae.

Geographic range: The alewife is an anadromous species occurring in riverine, estuarine, and Atlantic coastal waters from Newfoundland (Winters et al. 1973) to northern South Carolina (Berry 1964). Reports of the alewife in Florida waters are questionable (McLane 1955; Williams and Grey 1975). The Great Lakes and Finger Lakes contain landlocked populations of the species (Bigelow and Schroeder 1953; Scott and Crossman 1973). The blueback herring is an anadromous species occurring in riverine, estuarine, and Atlantic coastal waters from Nova Scotia (Scott and Crossman 1973) to the St. Johns River, Florida (Hildebrand 1963). Landlocked populations of blueback herring occur in coastal plain lakes and several southeastern reservoirs. The coastal distributions of the alewife and blueback herring in the South Atlantic Region are shown in Figure 2.

MORPHOLOGY AND IDENTIFICATION AIDS

The following information was taken from Jones et al. (1978).

Alewife

Dorsal rays 12-19 (usually 13-14); anal rays 15-21 (usually 17-18); lateral line scales 42-54. Prepelvic scutes (modified scales along the ventral midline) 17-21 (usually 19-20); postpelvic scutes 12-17 (usually 14-15); gill rakers on first arch 38-46. Body strongly compressed and deep. Mouth oblique; anterior end of lower jaw thick, heavy, and extending to middle of orbit. Eye large, diameter greater than snout length. Color dorsally gray to gray-green; laterally silver with prominent dark shoulder spot; fins pale yellow to green.

Blueback Herring

Dorsal rays 15-20; anal rays 15-21; lateral line scales 46-54. Prepelvic scutes 18-21; postpelvic scutes 12-16; gill rakers on first arch 41-52. Body moderately compressed and elongate; eye diameter small, equal to or less than snout length. Upper jaw with definitive median notch; no teeth on premaxillaries. Color dorsally blue to blue-green; laterally silver with prominent dark shoulder spot; fins pale yellow to green.

Aids for Species Separation

Eggs. Unfertilized alewife eggs are green, and blueback herring eggs are amber. Oil droplets of fertilized eggs are numerous and uniformly tiny in the alewife but are of unequal size and scattered in the blueback herring (Kuntz and Radcliffe 1917; Norden 1968).

Larvae. The number of myomeres between anal vent and insertion of dorsal fin is 7-9 (mean 8.0) in the alewife and 11-13 (mean 11.8) in the blueback herring (Chambers et al. 1976).

Adults. Adults can be distinguished externally by individual scale

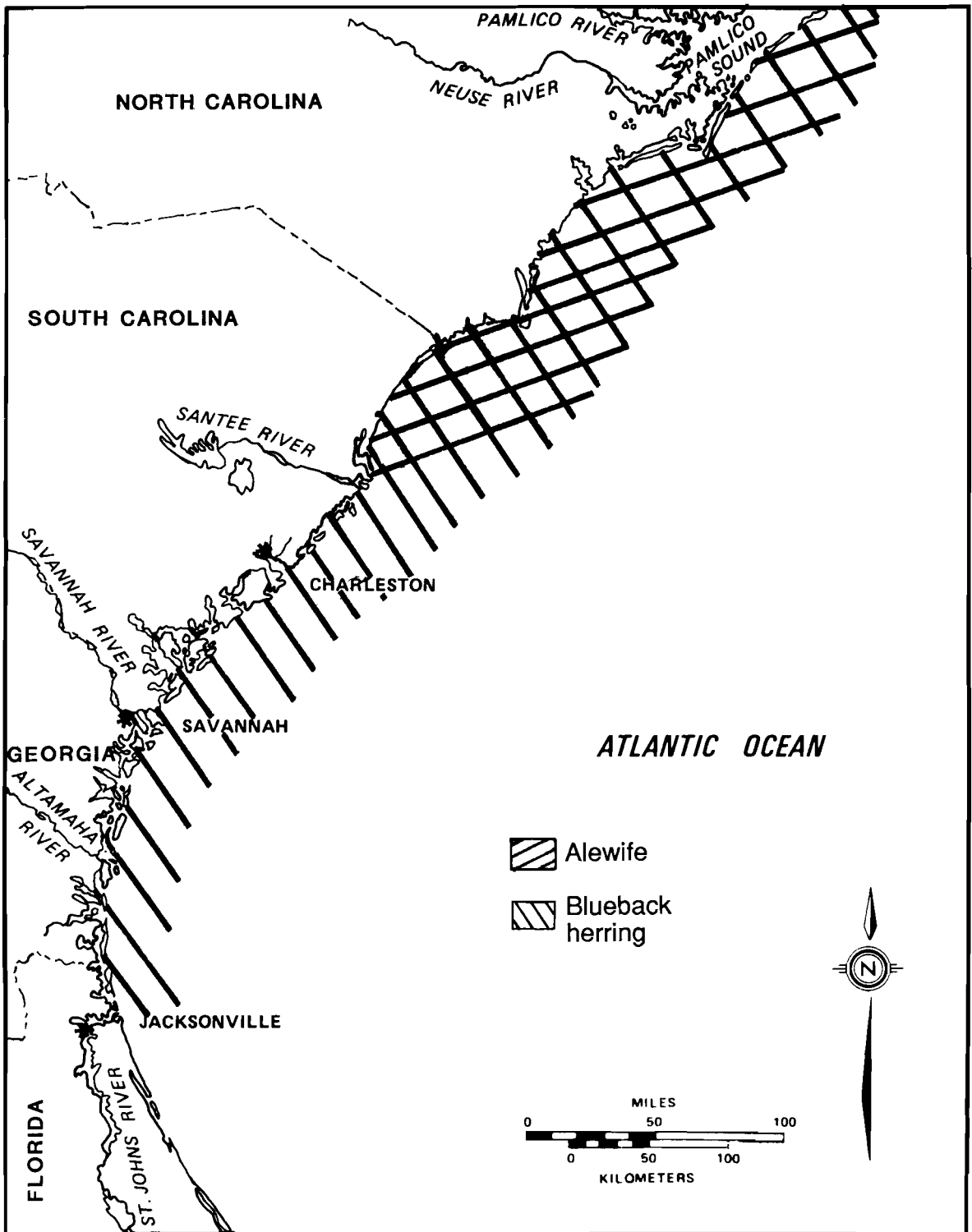


Figure 2. Coastal distributions of alewife and blueback herring in the South Atlantic Region.

markings. Scales come together on the dividing line on alewife but not on blueback herring (O'Neill 1980; MacLellan et al. 1981). Although dorsal coloration has been cited as species-distinctive in fresh specimens (Bigelow and Schroeder 1953), MacLellan et al. (1981) found no detectable difference and observed that dorsal coloration appeared to vary with light conditions. Internally, the peritoneal lining is pale, gray, or silvery with dark punctuations in the alewife and uniformly dark in the blueback herring (Leim and Scott 1966; Scott and Crossman 1973). The shapes of the otoliths are distinctive (Scott and Crossman 1973; Price 1978; O'Neill 1980).

REASON FOR INCLUSION IN SERIES

Both the alewife and blueback herring have declined in commercial importance in the South Atlantic Region over the past 15 years (Rulifson et al. 1982). They are ecologically important species due to their trophic level. Both species are planktivorous and are important links between zooplankton and piscivores in estuarine and marine food webs.

LIFE HISTORY

Spawning

Alewives and blueback herring spawn from late winter to early summer in the South Atlantic Region. Marshall (1977) and Sholar (1975) reported spawning runs of alewives from mid-March to late May in the Neuse River, North Carolina. Blueback herring spawn in the St. Johns River, Florida, from January to early May (Williams et al. 1975). Blueback herring spawning runs occur later in the season with increasing latitude, and continue into June in North Carolina rivers (Street 1970; Sholar 1975;

Sholar 1977; Bulak and Curtis 1978; Hawkins 1979; Fisher 1980).

Spawning temperature requirements for either species are poorly defined because spawning runs often coincide and most spawning temperatures have been recorded for "river herring" rather than for each species separately. Marshall (1977), however, reported ripe alewives at temperatures of 15-20 °C in the Neuse River, North Carolina. Spawning activity of blueback herring has been observed at temperatures as low as 13 °C in the Neuse River, North Carolina (Hawkins 1979). Spawning activity peaks at 17-19 °C in North Carolina and South Carolina (Sholar 1977, Bulak and Curtis 1978) and at 17-20 °C in Georgia and northern Florida (Street 1970; Williams et al. 1975). Both species cease spawning when temperatures exceed 27 °C (Hawkins 1979).

Although a variety of spawning habitats are used by both species, blueback herring prefer shallow areas covered with vegetation (Frankensteen 1976), old ricefields (Christie 1978), and river swamps and small tributaries above tidal influence (Godwin and Adams 1969; Street 1970). Brackish and tidal areas are rarely used by blueback herring for spawning (Loesch and Lund 1977). In contrast, alewives have been reported spawning in barrier beach ponds (Bigelow and Welsh 1925) and brackish streams (Kissil 1974), as well as at upstream, mid-river sites (Bigelow and Schroeder 1953); they spawn over a detritus-covered bottom with attached vegetation, sticks, or other organic matter and occasionally over a hard sand bottom (Cooper 1961). Spawning in both species occurs diurnally and nocturnally, although most activity is nocturnal (Graham 1956; Edsall 1964). Blueback herring make repeat spawning runs and return to the same river to spawn. Thus, racial differences may exist between rivers and management of the fishery may need to be on a river-by-river basis (Christie 1984).

Eggs

Fecundity estimates of blueback herring in the Altamaha River, Georgia, were 120,000-400,000 eggs per female, and averaged 244,000 (Street 1970). Williams et al. (1975) estimated that blueback herring in the St. Johns River, Florida, contained 150,000-349,000 eggs (mean, 262,000). There are no reported fecundity estimates for alewife in the South Atlantic Region. Smith (1907) reported that alewives in the Potomac River, Virginia, contained an average of 102,800 eggs per female, and Kissil (1969) estimated that alewives in Connecticut rivers produced 229,000 eggs per female.

Until water-hardened, eggs of both species are adhesive and will sink unless buoyed by river or tidal currents. Within 24 h after spawning, the eggs lose their adhesive property (Loesch and Lund 1977; Jones et al. 1978). Fertilized blueback eggs are yellowish and have scattered, unequal-sized oil droplets, whereas alewife eggs are amber and have numerous small oil droplets (Kuntz and Radcliffe 1917; Norden 1968). Egg diameters are 0.80-1.27 mm in the alewife and 0.87-1.11 mm in the blueback herring (Mansueti 1956; Norden 1968). Incubation times for blueback herring eggs are 80-94 h at 20-21 °C and 55-58 h at 22-24 °C (Cianci 1969; Morgan and Prince 1976). Comparative incubation times for alewife eggs are 89 h at 21.1 °C (Edsall 1970) and 72 h at 23.8 °C (Kellogg 1982).

Larvae

Yolk-sac larvae of both species are 2.5-5.0 mm total length (TL) at hatching and average 5.0 mm TL at yolk-sac absorption (Mansueti 1956; Norden 1968). This stage lasts 2-5 days in the alewife and 2-3 days in the blueback herring (Mansueti 1956; Cianci 1969; Jones et al. 1978).

The larval stage (from yolk-sac absorption to transformation into the juvenile stage) lasts 2-3 weeks in both species. Larval alewives are 4.3-19.9 mm standard length (SL), and larval blueback herring are 4.0-15.9 mm SL (Cooper 1961; Jones et al. 1978). Jones et al. (1978) presented detailed drawings of the developmental stages of eggs, yolk-sac larvae, and advanced larvae of both species.

Juveniles

Transformation to the juvenile stage is completed in both species at about 20 mm TL. Scales first appear when juveniles are 25-29 mm TL and are fully developed at 45 mm TL (Hildebrand 1963; Norden 1968).

Nursery areas for juvenile blueback herring in the Neuse River, North Carolina, are characterized by deep, black water draining hardwood swamps, with little salinity or current and with a mud or detritus bottom (Marshall 1977). Juvenile alewife and blueback herring were present in South Creek estuary, North Carolina, in spring (Rulifson 1985). In the South Atlantic Region, juvenile blueback herring remain in primary nursery areas until October and then begin migrating to shallow, high-salinity estuaries for overwintering. These secondary nurseries are used until yearlings migrate to sea in the spring (Spitsbergen and Wolff 1974).

Primary nursery areas for alewives are the lower reaches of rivers in brackish water or tidally influenced freshwater. Migration patterns of juvenile alewives are not as clearly defined as those of blueback herring. The fish migrated from primary nursery areas in November in the Cape Fear River, North Carolina (Sholar 1977), but juveniles of 24-105 mm TL were captured in freshwater Lake Mattamuskeet, North Carolina, during June, November, and January, even though access to coastal areas was maintained at all times (Tyus 1972).

Juvenile alewives use high-salinity estuaries as secondary nurseries before migrating to sea in winter and early spring (Holland and Yelverton 1973).

Adults

Blueback herring and alewives reach sexual maturity by age III or IV (Loesch 1969) at about 250 mm TL (Johnson et al. 1978). Females of both species are larger than males of the same age (Williams et al. 1975; Sholar 1977). Blueback herring sex ratios (male:female) in North Carolina ranged from 1:2.80 in the Northeast Cape Fear River (Fischer 1980) to 1:0.65 in the Neuse River (Marshall 1977). Corresponding ranges of sex ratios for the alewife were from 1:3.0 in the Cape Fear River (Fischer 1980) to 1:0.45 in the Northeast Cape Fear River (Sholar 1977). In offshore North Carolina waters, male blueback herring were only slightly outnumbered by females, 1:1.02 (Johnson et al. 1978).

After spawning, adults of both species return to the ocean, where they inhabit a narrow band of coastal water close to natal estuaries (Jones et al. 1978). Distribution of parental stocks during winter is not well defined, but they are presumed to overwinter in offshore waters up to 145 m deep (Bigelow and Schroeder 1953; Hildebrand 1963).

GROWTH CHARACTERISTICS

Growth Rates

No published data exist on growth rates of juvenile alewives or blueback herring in the South Atlantic Region, but some information is available based on average sizes of juveniles at different times of the year in various rivers. Juvenile blueback herring in the Cape Fear River, North Carolina, grew from 49.3 mm fork length (FL) in July to a mean of 57.4 mm FL in

November (Davis and Cheek 1966). Mean fork lengths of juveniles in the Altamaha River, Georgia, increased from 34.8 mm FL in July to 60.6 mm FL in November, or a 25.8 mm increase over four months (Godwin and Adams 1969). Juvenile alewife in the Neuse River, North Carolina, increased from 35 mm FL in June to 75 mm FL in November (Hawkins 1979), whereas juveniles in the White Oak, Cape Fear, and Northeast Cape Fear Rivers, North Carolina, increased from 47 mm FL in July to 81 mm FL in December (Davis and Cheek 1966; Sholar 1975).

Holland and Yelverton (1973) estimated relations between fork length and age, and fork length and weight for alewives and blueback herring from the Chowan River and offshore North Carolina (Table 1). Adult blueback herring and alewives attain a maximum size of about 290 mm FL (females) and 270 mm FL (males) by age VII or VIII (Holland and Yelverton 1973). The oldest reported blueback herring and alewives (age IX) from the South Atlantic Region were collected in Albemarle Sound (Holland et al. 1975).

THE FISHERY

Blueback herring and alewives are marketed together and labeled as "river herring" or "alewife" in many fisheries statistics. Both species are sold fresh or salted for human consumption, but most are used for fish meal and fish oil in fertilizer, pet food, and domestic animal food. Some are used for fishing bait, and some are marketed for crab and crayfish bait. Roe from these species is canned and is highly valued as food (Joseph and Davis 1965; Pate 1974; Street and Davis 1976; Merriner 1978).

U.S. commercial landings of river herring (both species combined) along the Atlantic coast were 4,949 metric tons (t) in 1980 and 3,754 t in 1981.

Table 1. Fork length (FL; in mm) - age (A; in years) and fork length-weight (W; in grams) relationships of alewife and blueback herring from the Chowan River and offshore North Carolina. Equations reported by Holland and Yelverton (1973).

Species and Sex ^a	Location	Regression equation
Alewife		
C	Offshore, NC	$W = 2.42 \times 10^{-6} FL^{3.34}$
C	Offshore, NC	$A = 190.50 FL^{0.18}$
M	Chowan River at Tunis, NC	$W = 7.49 \times 10^{-6} FL^{3.13}$
F	Chowan River at Tunis, NC	$W = 7.78 \times 10^{-6} FL^{3.13}$
C	Chowan River at Tunis, NC	$A = 172.70 FL^{0.22}$
M	Chowan River at Tunis, NC	$A = 181.40 FL^{0.18}$
F	Chowan River at Tunis, NC	$A = 177.70 FL^{0.22}$
Blueback Herring		
C	Offshore, NC	$W = 4.51 \times 10^{-6} FL^{3.20}$
C	Offshore, NC	$A = 130.60 FL^{0.37}$
M	Chowan River at Tunis, NC	$W = 9.01 \times 10^{-6} FL^{3.08}$
F	Chowan River at Tunis, NC	$W = 2.15 \times 10^{-5} FL^{2.92}$
C	Chowan River at Tunis, NC	$A = 198.40 FL^{0.11}$
M	Chowan River at Tunis, NC	$A = 197.90 FL^{0.10}$
F	Chowan River at Tunis, NC	$A = 200.90 FL^{0.12}$

^aC = sexes combined; M = males; F = females

These landings were worth \$779,000 and \$671,000, respectively (NMFS 1982). The largest river herring fishery in the South Atlantic Region is in North Carolina. From 1972 to 1981, North Carolina river herring landings (31,357 t) accounted for over 97% of the total for the South Atlantic Region and were worth about \$3 million (Rulifson et al. 1982). North Carolina river herring landings in 1985 were 11,548 thousand pounds, the highest since 1972 when the catch was 11,237 thousand pounds (Winslow et al. 1985)

Fishing effort for both species is concentrated in rivers during spring spawning runs. In North Carolina, they are exploited by anchor gill

nets, drift gill nets, haul seines, and pound nets (Pate 1974). Pound nets recently produced about 95% of the yearly catch (McCoy 1976). In South Carolina, the principal commercial gears used are haul seines and dip nets (Bulak et al. 1979); in Florida, haul seines and occasionally pound nets are used (Williams et al. 1975). There is no commercial exploitation of blueback herring in Georgia, although some of the fish are caught incidentally by fishermen seeking American shad, *A. sapidissima*, and hickory shad, *A. mediocris* (Rulifson et al. 1982).

Alewife and blueback herring populations appear to be declining in the South Atlantic Region. Commer-

cial landings in North Carolina have decreased since 1969, and Florida landings are no longer reported. In 1975, South Carolina imposed a quota on commercial landings in an effort to reverse population declines in the Cooper River and Lake Moultrie (Curtis 1976). Several factors seem to be causing this general decline. Alewives and blueback herring do not reach reproductive maturity until age III or IV and, unlike American shad that die after spawning once, these two species rely on repeat spawners to maintain their population levels. The inshore fishery is based on the exploitation of sexually mature adults; overfishing decreases the abundance of older individuals, thus decreasing annual spawning potential (Pate 1974). The offshore North Carolina fishery was established in 1967 as a trawl fishery that exploits sexually immature alewives and blueback herring (NMFS 1982). The combined effect of the two fisheries has apparently played an important role in the decline of the North Carolina populations (Rulifson et al. 1982).

The status of blueback herring and alewife fisheries in North Carolina and recommendations for management were summarized by Loesch et al. (1977), Johnson et al. (1978), Rulifson et al. (1982), and Winslow et al. (1985)

ECOLOGICAL ROLE

Food

The alewife and blueback herring are primarily zooplanktivores, but fish eggs, crustacean eggs, insects and insect eggs, and small fishes may be important food for the larger fish (Bigelow and Schroeder 1953). Larvae begin feeding on zooplankton immediately after the formation of a functional mouth (about 6 mm TL). They first rely on small cladocerans and copepods and begin to feed on larger zooplankton species as their mouths

can accommodate them (Norden 1968; Nigro and Ney 1982). Davis and Cheek (1966), who compared the food of juvenile alewife and blueback herring in the Cape Fear River, North Carolina, reported that blueback herring selected copepods and dipteran larvae more frequently than did alewives, whereas alewives consumed more ostracods, insect eggs, and insect parts. The amounts of crustacean eggs in the diets were similar for both species. No benthic organisms or detritus were found in the stomach contents of either species.

The stomachs of all adult blueback herring captured in offshore North Carolina and examined for food contained amphipods, copepods, isopods, cumaceans, mysids, and decapod larvae; none contained fish or fish remains (Holland and Yelverton 1973). Alewife stomachs examined in the same study contained unidentified fish remains in addition to zooplankton. After spawning in freshwater, adult alewives feed principally on the caddis fly Brachycentrus sp (Cooper 1961).

Alewives feed three ways. Two are size-selective (in favor of larger prey): 1) particulate feeding on individual prey; and 2) gulping, in which the mouth opens and closes more slowly than in particulate feeding. The third method is filtering with the mouth held agape. The feeding method used depends on an interaction of fish size with prey size, type, and density (Janssen 1976).

Competitors

Few studies have been conducted on competitive interactions of alewife and blueback herring. Some competition for food may occur between the two species due to similarities in diet and feeding behavior. Loesch et al. (1982a) described a spatial separation between young alewives and blueback herring in the same habitat, which may lead to reduced competition for food.

Predators

Alewives and blueback herring are prey for many riverine, estuarine, and marine piscivores (Cooper 1961), including gulls and terns (*Laridae*), green herons (*Butorides virescens*), otter (*Lutra canadensis*), and mink (*Mustela vison*). Reported fish predators on juvenile alewives and blueback herring include American eel, *Anguilla rostrata*, and white perch, *Morone americana* (Kissil 1969), and chain pickerel, *Esox niger*, largemouth bass, *Micropterus salmoides*, yellow perch, *Perca flavescens*, and pumpkinseed, *Lepomis gibbosus* (Cooper 1961). Predators on adults are bluefish, *Pomatomus saltatrix*, weakfish, *Cynoscion regalis* and striped bass *Morone saxatilis* (Cooper 1961; Tyus 1972). Blueback herring play an important ecological role in the Santee-Cooper System, South Carolina. Since 1975, an average of 5.3 million herring pass upstream annually through the Pinopolis Navigation Lock. These fish help to maintain an important striped bass sport fishery in Lakes Marion and Moultrie (Bulak and Curtis 1978).

Effects on Freshwater Ecosystems

Spawning alewives contribute a substantial net increase in carbon, nitrogen, and phosphorus to small streams. Most of the input comes from mortality of the fish. Increased nutrients from alewives lead to faster microbial decomposition of leaf litter, and probably benefit invertebrates that feed on decaying litter. These invertebrates are important prey of fishes (Durbin et al. 1979).

ENVIRONMENTAL REQUIREMENTS

Temperature

Hatching success of blueback herring eggs exposed to simulated power plant thermal regimes (7-20 °C above ambient) was 10%-14% below that

of control eggs (Schubel and Auld 1973). The hatching success of blueback herring and alewife eggs was not significantly affected by temperature increases of 6-10 °C for 2.5-60.0 min (Schubel 1974). Larvae from eggs stressed by prolonged exposure to elevated temperatures, however, showed a variety of deformities, including shortened bodies, enlarged finfolds, and curved or twisted spines. The magnitude and frequency of deformities were directly related to elevated temperature levels and time of exposure (Koo and Johnson 1978). Incubation temperatures below 10.6 °C resulted in 69% deformities in alewife larvae (Edsall 1970).

There is no information available on the effects of temperature on juvenile blueback herring. Upper lethal temperature limits and critical thermal maxima (the mean temperature at which experimental fish lose equilibrium) for juvenile alewife collected from Lake Michigan exceeded those of adults by 3 to 6 °C and increased with higher acclimation temperatures. The preferred temperature was consistently higher for juveniles than for adults (Otto et al. 1976). Some juvenile alewives survived and fed at temperatures of 34.4-35.0 °C (Dorfman and Westman 1970). For a northern alewife population, McCauley and Binkowski (1982) reported an upper incipient lethal temperature of 31-34 °C for adults. Fish were acclimated first at 27 °C.

In heat-shock tests with adult alewives from Lake Michigan, critical thermal maxima and upper lethal temperature limits increased as acclimation temperatures increased; at equal acclimation temperatures, the critical thermal maximum was not affected by fish age. In cold-shock tests with adult alewives from Lake Michigan, temperatures less than 3 °C caused 100% mortality regardless of the acclimation temperature. Some fish survived a temperature decrease of 10 °C if the lower test temperature was

not below 3 °C (Otto et al. 1976). No information is available on temperature effects on adult blueback herring. Alewife and blueback herring on the open ocean were most frequently caught at 4-7 °C (Neves 1981).

Salinity

Although little information exists on salinity tolerances of alewives and blueback herring, they are apparently efficient osmoregulators in freshwater or saltwater and are highly tolerant of salinity changes. Chittenden (1972) observed no mortality of adult blueback herring from either gradual or abrupt salinity changes, including transfers from freshwater to seawater and the reverse. Blood and muscle electrolyte concentrations were similar in alewives held in seawater and in freshwater at the same temperature (Stanley and Colby 1971). The existence of landlocked, reproducing populations in lakes and reservoirs indicates that neither species requires a saltwater environment to complete its life cycle.

Dissolved Oxygen

Mass mortalities of juvenile blueback herring occurred in the lower 48 km of the Connecticut River during June and July in 1965-67 and 1971, when dissolved oxygen concentrations fell below 1.3 mg/L at 24.6 °C and 3.6 mg/L at 27.6 °C (Moss et al. 1976).

In laboratory studies, juvenile alewives responded to dissolved oxygen concentrations below 2.0 mg/L by moving to the surface of the test chamber. They can survive for at least 5 min at concentrations as low as 0.5 mg/L if allowed access to an area of 3.0 mg/L or higher concentration in which to recover (Dorfman and Westman 1970).

Substrate and System Features

Requirements for spawning habitat are more specialized in the blueback

herring than in the alewife. Blueback herring prefer shallow, vegetated areas with slow current, whereas alewives use a variety of spawning sites, from brackish tidal water and barrier beach ponds to upstream mid-river sites. Changes in water currents or substrates in spawning rivers may affect blueback herring more than alewives because of the more specific spawning site requirements of blueback herring.

Schubel and Wang (1973) found that high levels of suspended sediment caused a delay in hatching of several hours. However, Auld and Schubel (1978) found that 100 mg/L or less of suspended sediment had no effect on the hatching success of alewife or blueback herring eggs.

Juvenile alewives and blueback herring in the Cape Fear River, North Carolina, were found in areas with 4 to 22 ppm free carbon dioxide, 5 to 32 ppm alkalinity, 2.4-10.0 mg/L dissolved oxygen, and a pH of 5.2 to 6.8 (Davis and Cheek 1966).

In pooled samples taken throughout the year, alewives on the open sea were captured most often at 56-110 m depths, and blueback herring at 27-55 m. Evidence suggests that both species are vertical migrators, following the diel movements of zooplankton in the water column (Neves 1981).

Environmental Contaminants

The LC-50 (lethal concentration for 50% of fish tested) of total residual chlorine for blueback herring eggs in the Potomac River, Maryland, ranged from 0.20 to 0.32 ppm, and all larvae exposed to sublethal concentrations of total residual chlorine were deformed (Morgan and Prince 1976). The body tissues of juvenile alewives and blueback herring from the Chickohominy and James Rivers, Virginia, contained kepone concentrations grea-

ter than 0.3 ppm -- the action level for possible closure of a fishery (Johnson et al. 1978; Loesch et al. 1982b). Less than 0.3 ppm kepone was present in young alewives and blueback herring from the Mattaponi and Pamunkey Rivers, Virginia, and no detectable concentration of kepone was

found in fish from the Rappahannock River, Virginia, or the Potomac River, Maryland (Loesch et al. 1982b).

Status of water quality and system features of major river systems of the South Atlantic Bight are shown in Table 2.

	SYSTEM FEATURES														WATER QUALITY				
	None or inadequate information	Channelization	Dredge and fill projects	Bulkheading	Dams and impoundments	Industrial water intakes	Poor control of water releases	Reduced fishway facilities	Reduced spawning habitat	Poor nursery habitat	Spawning grounds too accessible	Chemical discharge location	Thermal pollution (1)	Turbidity	Low oxygen levels	Sewage outfalls	Reduced fresh water to estuaries	Generally poor water quality	Other (see footnote)
N. CAROLINA																			
Currituck So.	X																		
Albemarle So.															X			X	
Chowan		X	X	X		X		X	X	X	X	X	X	X	X	X	X	X	
Roanoke		X	X		X	X		X	X	X	X	X	X	X	X	X	X	X	
Pungo	X																		
Other Albemarle area rivers																			X
Albemarle So. tributaries		X	X	X				X	X	X	X	X	X		X	X		X	
Tar		X			X	X		X	X	X	X	X	X	X	X	X	X	X	
Pamlico	X																		
Neuse		X			X	X	X	X	X	X	X	X	X	X	X	X	X	X	2
Trent	X																		
North	X																		
Newport	X																		
White Oak	X																		
New Cape Fear		X					X	X											
Cape Fear		X			X	X	X	X	X	X	X	X	X	X	X	X	X	X	2
N.E. Cape Fear		X					X	X	X	X	X	X	X	X	X	X	X	X	
Pee Dee					X	X				X	X	X	X	X	X	X	X	X	
S. CAROLINA																			
Waccamaw	X																		
Pee Dee					X	X		X	X										
Sampit											X								X
Santee					X	X		X	X										
Cooper					X			X	X										
Ashley	X																		
Edisto	X																		
Ashepoo	X																		
Combahee	X																		
Lynches	X																		
Savannah					X	X		X	X										X
GEORGIA																			
Savannah			X		X			X	X	X		X	X						X
Ogeechee		X	X		X			X	X	X		X							X
Altamaha		X	X		X			X	X	X		X	X						X
Satilla		X	X		X			X	X	X		X							X
St. Marys			X		X			X	X	X		X							X
Apalachicola					X			X											
FLORIDA (Atlantic coast)																			
St. Marys		X	X		X			X		X	X								X
Nassau			X		X			X		X	X								X
St. Johns		X	X	X	X	X		X	X	X	X	X	X	X	X	X	X	X	3
Tomoka																			X 4

1) e.g., Heavy metals, organics.
2) Locks and barriers.
3) Agricultural drainage; agricultural and domestic non-point source pollution; overfishing.
4) Agricultural and domestic non-point source pollution.

Table 2. System features and water quality characteristics that may affect populations of alewife or blueback herring in the South Atlantic Bight (from Rulifson et al. 1982b).

LITERATURE CITED

- Auld, A. H., and J. R. Schubel. 1978. Effects of suspended sediment of fish eggs and larvae; a laboratory assessment. *Estuarine Coastal Mar. Sci.* 6:153-164.
- Berry, F. H. 1964. Review and emendation of family Clupeidae. *Copeia* 1964:720-730.
- Bigelow, H. B., and W. C. Schroeder. 1953. Fishes of the Gulf of Maine. U.S. Fish Wildl. Serv. Fish. Bull. 53:1-577.
- Bigelow, H. B., and W. W. Welsh. 1925. Fishes of the Gulf of Maine. U.S. Bur. Fish. Bull. No. 40. 567 pp.
- Bulak, J. S., and T. A. Curtis. 1978. Santee Cooper Rediversion Project, Annu. Proj. Rep., Proj. SCR 1-2. S.C. Wildl. Mar. Res. Dep., Div. Wildl. Freshwater Fish. 79 pp.
- Bulak, J. S., J. S. Tuten, and T. A. Curtis. 1979. Santee Cooper blueback herring studies. Annu. Prog. Rep., Proj. SCR 1-3, 1 Jan. 1979 to 30 Sept. 1979. S.C. Wildl. Mar. Res. Dep., Div. Wildl. Freshwater Fish. 116 pp.
- Chambers, J. R., J. A. Musick, and J. Davis. 1976. Methods of distinguishing larval alewife from larval blueback herring. *Chesapeake Sci.* 17:93-100.
- Chittenden, M. E. 1972. Salinity tolerance of young blueback herring, *Alosa aestivalis*. *Trans. Am. Fish. Soc.* 101:123-125.
- Christie, R. W. 1978. Spawning distribution of blueback herring, *Alosa aestivalis* (Mitchill), in abandoned rice fields and tributaries of the West Branch of Cooper River, South Carolina. M.S. Thesis. Clemson University, Clemson, S.C. 57 pp.
- Christie, R.W. 1984. Preliminary indication of homing by blueback herring, *Alosa aestivalis*, in South Carolina, U.S.A., coastal rivers. *J. Elisha Mitchell Sci. Soc.* 100:34-36.
- Cianci, J. M. 1969. Larval development of the alewife and the glut herring. M.S. Thesis. University of Connecticut, Storrs. 62 pp.
- Cooper, R. A. 1961. Early life history and spawning migration of the alewife, *Alosa pseudoharengus*. M.S. Thesis. University of Rhode Island, Providence. 58 pp.
- Curtis, T. A. 1976. Anadromous fish survey of the Santee and Cooper River system. Annu. Prog. Rep. AFS-3-5. S.C. Wildl. Mar. Res. Dep., Div. Game Freshwater Fish. 31 pp.
- Davis, J. R., and R. P. Cheek. 1966. Distribution, food habits, and growth of young clupeids, Cape Fear River System, North Carolina. *Proc.*

- 20th Ann. Conf. Southeast. Assoc. Game Fish Comm. 20:250-260.
- Dorfman, D., and J. Westman. 1970. Responses of some anadromous fishes to varied oxygen concentrations and increased temperatures. Rutgers Univ., Water Resources Res. Inst., Partial completion and termination report. 75 pp.
- Durbin, A.G., S.W. Nixon, and C.A. Oviatt. 1979. Effects of the spawning migration of the alewife, Alosa pseudoharengus, on fresh water ecosystems. *Ecology* 60:8-17.
- Edsall, T. A. 1964. Feeding by three species of fishes on the eggs of spawning alewives. *Copeia* 1964:226-227.
- Edsall, T. A. 1970. The effect of temperature on the rate of development and survival of alewife eggs and larvae. *Trans. Am. Fish. Soc.* 9:376-380.
- Fisher, C. A. 1980. Anadromous Fisheries Research Program. Cape Fear River System, Phase II. N.C. Dep. Nat. Resour. Commer. Dev., Div. Mar. Fish., Completion Report, Proj. AFCS-15, 65 pp.
- Frankensteen, E. D. 1976. Genus Alosa in a channelized and unchannelized creek of the Tar River Basin, North Carolina. M.S. Thesis. East Carolina University, Greenville, N.C. 123 pp.
- Godwin, W. F., and J. G. Adams. 1969. Young clupeids of the Altamaha River, Georgia. *Ga. Game Fish. Comm., Mar. Fish. Div., Contrib. Ser.* 15. 30 pp.
- Graham, J. J. 1956. Observations on the alewife in freshwater. *Univ. Toronto Biol. Ser. No.* 62. 43 pp.
- Hawkins, J. H. 1979. Anadromous Fisheries Research Program-Neuse River. Progress Rep. for Proj. AFCS-13-2. N.C. Dep. Nat. Resour. Commer. Dev., Div. Mar. Fish. 103 pp.
- Hildebrand, S. F. 1963. Family Clupeidae, pp. 257-385, 397-442. In *Fishes of the western North Atlantic*. Sears Found. Mar. Res., Mem. 1(3).
- Holland, B. F., Jr., and G. F. Yelverton. 1973. Distribution and biological studies of anadromous fishes offshore North Carolina. N.C. Dep. Nat. Econ. Res. Spec. Sci. Rep. 24. 132 pp.
- Holland, B. F., Jr., A. B. Powell, and G. F. Yelverton. 1975. Anadromous fisheries research program, Northern Coastal Region, Offshore N.C. Ann. Prog. Rep. AFCS-8-2, N.C. Dep. Nat. Resour. Commer. Dev., Div. Mar. Fish. 89 pp.
- Johnson, H. B., D. W. Crocker, B. F. Holland, Jr., J. W. Gilliken, D. L. Taylor, M. W. Street, J. G. Loesch, W. H. Kriete, Jr., and J. G. Travelstead. 1978. Biology and management of mid-Atlantic anadromous fishes under extended jurisdiction. NC-VA AFCS 9-2. N.C. Div. of Mar. Fish. and Va. Inst. Mar. Sci. 175 pp.
- Jones, P. W., F. D. Martin, and J. D. Hardy. 1978. Development of fishes of the mid-Atlantic Bight: an atlas of the egg, larval and juvenile stages, Vol. 1. U.S. Fish Wildl. Serv. Biol. Serv. Program FWS/OBS-78/12. 366 pp.
- Joseph, E. B., and J. Davis. 1965. A preliminary assessment of the river herring stocks of lower Chesapeake Bay. *Va. Inst. Mar. Sci. Spec. Sci. Rep. No.* 51. 23 pp.
- Kellogg, R. L. 1982. Temperature requirements for the survival and

- early development of the anadromous alewife. *Prog. Fish-Cult.* 44:72-73.
- Kissil, G. W. 1969. Contributions to the life history of the alewife, *Alosa pseudoharengus* (Wilson), in Connecticut. Ph.D. Thesis. University of Connecticut, Storrs. 111 pp.
- Kissil, G. W. 1974. Spawning of the anadromous alewife, *Alosa pseudoharengus* (Wilson), in Bride Lake, Connecticut. *Trans. Am. Fish. Soc.* 103:312-317.
- Koo, T. S. Y., and M. L. Johnson. 1978. Larva deformity in striped bass, *Morone saxatilis* (Walbaum), and blueback herring, *Alosa aestivalis* (Mitchill), due to heat shock treatment of developing eggs. *Environ. Pollut.* 16(2):137-149.
- Kuntz, A., and L. Radcliffe. 1917. Notes on the embryology and larval development of twelve teleostean fishes. U.S. Bur. Fish. Bull. No. 35. 134 pp.
- Leim, A. H., and W. B. Scott. 1966. Fishes of the Atlantic coast of Canada. *Fish. Res. Board Can. Bull.* No. 155. 485 pp.
- Loesch, J. 1969. A study of the blueback herring, *Alosa aestivalis* (Mitchill), in Connecticut waters. Ph.D. Thesis. University of Connecticut, Storrs. 78 pp.
- Loesch, J. G., W. H. Kriete, Jr., H. B. Johnson, B. F. Holland, and M. W. Street. 1977. Biology and management of mid-Atlantic anadromous fishes under extended jurisdiction. Proj. NU. NC-VA AFCS 9-1, N.C. Div. Mar. Fish. and Va. Inst. Mar. Sci. Proj. Rep. 1977. 183 pp.
- Loesch, J., and W. A. Lund, Jr. 1977. A contribution to the life history of the blueback herring, *Alosa aestivalis*. *Trans. Am. Fish. Soc.* 106:583-589.
- Loesch, J. G., W. H. Kriete, Jr., and E. J. Foell. 1982a. Effects of light intensity on the catchability of juvenile *Alosa* species. *Trans. Am. Fish. Soc.* III:41-44.
- Loesch, J. G., R. J. Hugget, and E. J. Foell. 1982b. Kepone concentration in juvenile anadromous fishes. *Estuaries* 5(3):175-181.
- MacLellan, P., G.E. Newsom, and P.A. Dill. 1981. Discrimination by external features between alewife and blueback herring. *Can. J. Fish. Aquat. Sci.* 38:544-546.
- Mansueti, R. J. 1956. Alewife herring eggs and larvae reared successfully in the lab. *Maryland Tidewater News* 13(1):2-3.
- Marshall, M. D. 1977. Anadromous fisheries research program - Neuse River. *Prog. Rep. for Proj. AFCS-13-1*, N.C. Dep. Nat. Resour. Commer. Dev., Div. Mar. Fish. 70 pp.
- McCauley, R.W., and F.P. Binkowski. 1982. Thermal tolerance of the alewife, *Alosa pseudoharengus*. *Trans. Am. Fish. Soc.* III:389-391.
- McCoy, E. G. 1976. Assessment of North Carolina's river herring fishery. N.C. Dep. Nat. Econ. Res., Div. Mar. Fish., Mimeo. Rep. 13 pp.
- McLane, W. M. 1955. Fishes of the St. John's River System. Ph.D. Thesis. University of Florida, Tallahassee. 361 pp.
- Merriner, J. V. 1978. Anadromous fisheries of the Potomac Estuary. *Va. Inst. Mar. Sci. Contrib.* No. 696. 4 pp.
- Morgan, R. P., II, and R. D. Prince. 1976. Chlorine toxicity to estuarine fish eggs and larvae. *Chesapeake Biol. Lab. Univ. Md. Ctr. Environ. Estuarine Stud. Ref. No.* 76-116 CBL. 122 pp.

- Moss, S. A., W. C. Leggett, and W. A. Boyd. 1976. Recurrent mass mortalities of the blueback herring, Alosa aestivalis, in the lower Connecticut River. In D. Merriman and L. M. Thorpe, eds. The Connecticut River ecological study, the impact of a nuclear power plant. Am. Fish. Soc. Monogr. No. 1:227-234.
- National Marine Fisheries Service (NMFS). 1982. Fisheries of the United States, 1981. U. S. Dep. Commer. Curr. Fish. Stat. No. 8200. 131 pp.
- Neves, R.J. 1981. Offshore distribution of alewife, Alosa pseudoharengus, and blueback herring, Alosa aestivalis, along the Atlantic coast. U.S. Natl. Mar. Fish. Serv. Fish. Bull. 79:473-486.
- Nigro, A. A., and J. J. Ney. 1982. Reproduction and early life accommodations of landlocked alewives to a southern range extension. Trans. Am. Fish. Soc. 111:559-569.
- Norden, C. R. 1968. Morphology and food habits of the larval alewife in Lake Michigan. Proc. Conf. Great Lakes Res. 11:103-110.
- O'Neill, J. T. 1980. Aspects of the life histories of anadromous alewife and the blueback herring, Margaree River and Lake Ainsle, Nova Scotia, 1978-1979. M.S. Thesis. Acadia University, Wolfville, Nova Scotia, Canada. 306 pp.
- Otto, R. G., M. A. Kitchel, and J. O. Rice. 1976. Lethal and preferred temperatures of the alewife (Alosa pseudoharengus) in Lake Michigan. Trans. Am. Fish. Soc. 105:96-106.
- Pate, P. P. 1974. Age and size composition of commercial catches of blueback herring in Albemarle Sound, North Carolina, and its tributaries. Rep. N.C. Dep. Nat. Econ. Res., Div. Commer. Sport Fish. 10 pp.
- Price, W. S. 1978. Otolith comparison of Alosa pseudoharengus and Alosa aestivalis. Can. J. Zool. 56:1216-1218.
- Rulifson, R.A. 1985. Distribution and abundance of fishes in tributaries of South Creek Estuary, North Carolina, U.S.A. J. Elisha Mitchell Sci. Soc. 101:160-176.
- Rulifson, R. A., M. T. Huish, and R. W. Thoesen. 1982a. Anadromous fish in the Southeastern United States and recommendations for development of a management plan. U.S. Fish Wildl. Ser., Fish. Res., Region 4, Atlanta, Ga. 525 pp.
- Rulifson, R.A., M.T. Huish, and R.W. Thoesen. 1982b. Status of anadromous fishes in southeastern U.S. estuaries. Pages 413-425 in V.S. Kennedy, ed. Estuarine Comparisons. Academic Press, New York.
- Schubel, J. R. 1974. Effects of exposure to time-excess temperature histories typically experienced at power plants on the hatching success of fish eggs. Estuarine Coastal Mar. Sci. 2:105-116.
- Schubel, J. R., and A. H. Auld. 1973. Hatching success of blueback herring and striped bass eggs with various time vs temperature histories. In J. W. Gibbons and R. R. Sharitz, eds. Thermal ecology, AFC Symp. Ser. (Conf. 730505), 1973.
- Schubel, J. R., and J. C. S. Wang. 1973. The effects of suspended sediments on the hatching success of yellow perch, white perch, striped bass, and alewife eggs. Ichthyol. Assoc. Spec. Rep. No. 30, Ref. 73-3. 77 pp.
- Scott, W. B., and E. J. Crossman. 1973. Freshwater fishes of Canada. Fish Res. Board Can. Bull. 184. 966 pp.

- Sholar, T. M. 1975. Anadromous fisheries survey of the New and White Oak River Systems. N.C. Div. Mar. Fish., Compl. Rep. Oct. 73 - Jun. 75, Proj. AFC-9. 54 pp.
- Sholar, T. M. 1977. Anadromous fisheries research program, Cape Fear River system, Phase I. Prog. Rep. for Proj. AFSC-12. N.C. Dep. Nat. Resour. Commer. Dev., Div. Mar. Fish. 63 pp.
- Smith, H. M. 1907. The fishes of North Carolina. N.C. Geol. Econ. Surv. 2. 453 pp.
- Spitsbergen, D. L., and M. Wolff. 1974. Survey of nursery areas in western Pamlico Sound, North Carolina. Compl. Rep. Proj. No. 2-175-R. N.C. Dep. Nat. Econ. Res., Div. Comm. Sport Fish. 80 pp.
- Stanley, J. G., and P. J. Colby. 1971. Effects of temperature on electrolyte balance and osmoregulation in the alewife in fresh and sea water. Trans. Am. Fish. Soc. 100:624-638.
- Street, W. M. 1970. Some aspects of the life histories of hickory shad, Alosa mediocris (Mitchill), and blueback herring, Alosa aestivalis (Mitchill), in the Altamaha River, Georgia. M.S. Thesis. University of Georgia, Athens. 89 pp.
- Street, M. W., and J. Davis. 1976. Notes on the river herring fishery of SA6. ICNAF Res. Doc. 76/VI/61. 7 pp.
- Tyus, H. M. 1972. Notes on the life history of the alewife, Alosa pseudoharengus, in North Carolina. J. Elisha Mitchell Sci. Soc. 88(4):240-243.
- Williams, R., and W. Grey. 1975. Stream survey section of anadromous fish project. 13 pp. In R. Williams, W. Grey, and J. Huff, eds. Study of anadromous fishes in Florida. MS. completion report NMFS Grant-in-aid Program, AFSC-5. Fla. Dep. Nat. Resour., Mar. Resour. Lab., Mimeo.
- Williams, R., W. Grey, and J. Huff. 1975. Study of anadromous fishes of Florida. MS. Compl. Rep. NMFS Grant-in-aid Prog., AFSC-5. Fla. Dep. Nat. Resour., Mar. Resour. Lab. 160 pp.
- Winslow, S. E., S. C. Mozley, and R. A. Rulifson. 1985. N.C. Anadromous fisheries management program. Completion Report AFCS-22. N.C. Dep. Nat. Resour., Community Develop., Div. Mar. Fish.
- Winters, G. H., J. A. Moores, and R. Chaulk. 1973. Northern range extension and probable spawning of gaspereau (Alosa pseudoharengus) in the Newfoundland area. J. Fish. Res. Board Can. 30:860-861.

REPORT DOCUMENTATION PAGE		1. REPORT NO. Biological Report 82(11.111)*	2.	3. Recipient's Accession No.
4. Title and Subtitle Species Profiles: Life Histories and Environmental Requirements of Coastal Fishes and Invertebrates (South Atlantic)--Alewife and Blueback Herring.			5. Report Date August 1989	
7. Author(s) Earl L. Bozeman, Jr., and Michael J. Van Den Avyle			6.	
9. Performing Organization Name and Address Georgia Cooperative Fish and Wildlife Research Unit School of Forest Resources University of Georgia Athens, GA 30602			8. Performing Organization Rept. No.	
12. Sponsoring Organization Name and Address U.S. Department of the Interior U.S. Army Corps of Engineers Fish and Wildlife Service Waterways Experiment Station National Wetlands Research Center P.O. Box 631 Washington, DC 20240 Vicksburg, MS 39180			10. Project/Task/Work Unit No.	
			11. Contract(C) or Grant(G) No. (C) (G)	
15. Supplementary Notes *U.S. Army Corps of Engineers Report No. TR ED-82-4			13. Type of Report & Period Covered	
16. Abstract (Limit: 200 words) Species profiles are summaries of the literature on taxonomy, life history, and environmental requirements of coastal fishes and aquatic invertebrates. They are prepared to assist with impact assessment. The alewife (<i>Alosa pseudoharengus</i>) and blueback herring (<i>A. aestivalis</i>) are morphologically and ecologically similar anadromous species of clupeids. The blueback herring is common throughout the South Atlantic Region, but the alewife occurs primarily in North Carolina and northern parts of South Carolina. These species spawn in spring in freshwater or brackish, tidally influenced portions of coastal rivers. Blueback herring initially use freshwater habitats for nursery areas, and then migrate downriver to brackish estuaries, where they overwinter prior to migrating to sea the following spring. Alewives use brackish water or tidal freshwater as nursery areas until they migrate to coastal waters in winter or the following spring. Landlocked populations of blueback herring occur in several southeastern reservoirs. Both species are ecologically important by serving as prey for many other fishes; they are economically important because they support commercial inshore and offshore fisheries. Little information is available on environmental factors that limit these species in the South Atlantic Region. Adults of both species have broad salinity tolerances, but blueback herring appear to require access to freshwater for successful reproduction.			14.	
17. Document Analysis a. Descriptors				
Estuaries		Growth		
Coastal rivers		Feeding		
Coastal areas		Spawning		
Clupeidae				
b. Identifiers/Open-Ended Terms				
Alewife		Habitat requirements		
<u>Alosa pseudoharengus</u>				
Blueback herring				
<u>Alosa aestivalis</u>				
c. COSATI Field/Group				
18. Availability Statement		19. Security Class (This Report)		21. No. of Pages
Unlimited		Unclassified		17
		20. Security Class (This Page)		22. Price
		Unclassified		

As the Nation's principal conservation agency, the Department of the Interior has responsibility for most of our nationally owned public lands and natural resources. This includes fostering the wisest use of our land and water resources, protecting our fish and wildlife, preserving the environmental and cultural values of our national parks and historical places, and providing for the enjoyment of life through outdoor recreation. The Department assesses our energy and mineral resources and works to assure that their development is in the best interests of all our people. The Department also has a major responsibility for American Indian reservation communities and for people who live in island territories under U.S. administration.



**U.S. DEPARTMENT OF THE INTERIOR
FISH AND WILDLIFE SERVICE**



**TAKE PRIDE
*in America***

UNITED STATES
DEPARTMENT OF THE INTERIOR
FISH AND WILDLIFE SERVICE
National Wetlands Research Center
NASA-Slidell Computer Complex
1010 Gause Boulevard
Slidell, LA 70458

POSTAGE AND FEES PAID
U.S. DEPARTMENT OF THE INTERIOR
INT-423

OFFICIAL BUSINESS
PENALTY FOR PRIVATE USE, \$300