

Short term N₂O losses in urine patches: a ¹⁵N labelling study

Per Ambus

Plant Research Department, Risø National Laboratory, Roskilde, Denmark.



Danish Research Centre for Organic Farming



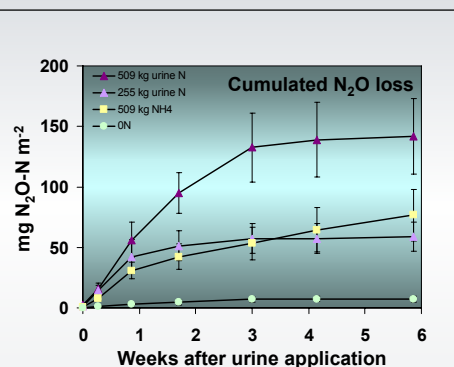
Background

Deposition of urine and dung by grazing animals is a strong source for N₂O production in grass pastures. Investigations have shown that at least 20% of the annual losses of N₂O from a grazed pasture may be associated with urine patches (Williams et al., 1999; Yamulki et al., 1998). In low-input systems, such patches may thus be extremely important for the N₂O formation. In this study ¹⁵N labeling was used in order to quantitatively and qualitatively describe the production and emission of N₂O from simulated urine patches in a grass-clover pasture.



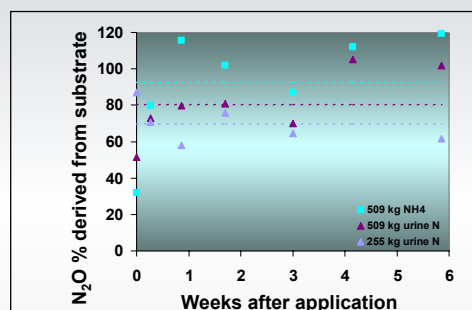
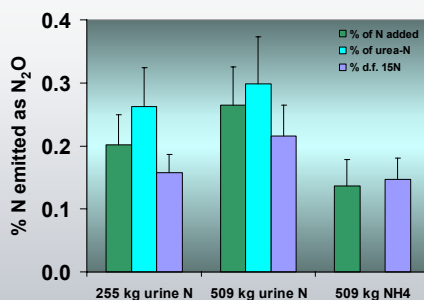
Experimental setup

Intact soil columns confined by 30 cm diam. × 25 cm long PVC cylinders were excavated from a 2nd year organically managed grass-clover pasture (Danish Institute of Agricultural Sciences). Synthetic urine with ¹⁵N labelled urea (5 atom % excess) was added at rates of 255 kg N ha⁻¹ (LU) and 509 kg N ha⁻¹ (HN) to the soil columns. The different N rates were achieved by changing the urea content. The experiment also included an untreated control (0N) and a treatment with pure NH₄Cl (509 kg N ha⁻¹) as a nitrogen control (HN). Nitrous oxide emissions were determined frequently over six weeks following the urine and nitrogen applications.



Nitrogen additions significantly increased the N₂O emissions. When N was added as urine the most N₂O emission occurred within the first 2-3 weeks. When N was added as NH₄⁺ the increased N₂O emission persisted throughout the six week experimental period.

Based on total N applications, the percentage emitted as N₂O tended to be higher from urine compared with pure NH₄⁺, and relatively more N₂O was emitted with high urine compared with low urine applications. Based solely on the urea-N content, the relative N₂O emission tended to be more equal among the two urine treatments, approximating 0.28%.



Concentrations of ¹⁵N in N₂O from urine treated plots indicated that 70 % (LU) and 80 % (HU) of the N₂O originated from the labelled urea-fraction. The non-labelled N₂O possibly originated from other N-compounds in the urine (hippuric- and uric acids; allantoin; creatinine and NH₄Cl). But as these compounds constituted only 11% (HU) and 23% (LU) of total urine-N, soil N was likely also a source for N₂O. In the NH₄Cl treated soil, all N₂O (96%) was derived from the ¹⁵N labelled NH₄⁺-pool.

Conclusion

- emission of N₂O was greater when N was added as urine compared with mineral N, possibly due to the presence of organic carbon compounds in the urine fueling the N₂O production.
- an exchange of N between the applied substrate N-pool and the soil N-pool was observed following urine applications but not following application of NH₄Cl. This also indicates increased microbial activity in the urine soil, perhaps combined with stress-induced (pH increase from urea hydrolyzation) leaching of N from plant roots and microbial cell lysis.
- decreasing the urea content of the urine seemed to reduce the N₂O emission factor, suggesting dietary controls of urine N-composition as a N₂O mitigation option

Poster presented at International conference on "Greenhouse Gas Emissions from Agriculture – Mitigation Options and Strategies, 10-12 February 2004, Leipzig, Germany

Acknowledgements

This work forms part of a project financially supported by the Danish Research Centre for Organic Farming (DARCOF; www.foejo.dk) and by the EU fwp5 project GreenGrass (www.clermont.inra.fr/greengrass)

References

Williams DL, Ineson P and Coward PA. 1999 Temporal variations in nitrous oxide fluxes from urine-affected grassland. *Soil Biol Biochem* 31: 779-788.
 Yamulki S, Jarvis SC and Owen P. 1998 Nitrous oxide emissions from excreta applied in a simulated grazing pattern. *Soil Biol Biochem* 30: 491-500.

Contact

Per Ambus
 Tel. +45 4677 4152
 Fax. +45 4677 4160
per.ambus@risoe.dk
www.risoe.dk/pbkstaff_uk/peam.htm